

Clean Water SRF & Drinking Water SRF

Priority List Public Workshop
May 5, 2026

Public Comments

Those wishing to make public comment that are participating remotely may do so by calling (775) 321-6111 and using meeting extension 513 606 392#, or by raising your hand through the TEAMS module so the moderator may call on you.

Workshop Materials

Workshop materials are available on our website:

<https://ndep.nv.gov/water/financing-infrastructure/state-revolving-fund-loans>

Slides are listed under the State Revolving Fund Documents section.

Nevada CWSRF Priority List – Effective May 2026



CWSRF Requirement for Ranking

A priority system must be used to rank treatment works* projects that are considered eligible for financial assistance from the fund

- 33 U.S. Code §1383(g)
- NAC 445A.767(1)

The priority system must give highest priority to projects that are necessary to meet the enforceable requirements of the Clean Water Act.


The priority system must also include in the criteria for ranking projects:

- The elimination of pollution from waters within the state,
- The protection of health of the public,
- The attainment of standards of water quality adopted by the state, and
- The operation of the fund in such a manner so as to impose the least possible financial burden on municipalities.

*Projects not considered treatment works are not required to be on a priority list. State regulations are still being amended.

CWSRF Ranking Process

	Points
Priority Class Points	A, B, C
Water Quality Factors	+A or +B
Asset Management	Add
Project Readiness	Add
Green Projects	Add
Initial Points	Subtotal
Affordability Criteria	Add 25
Final Points	Final



CWSRF Priority Classes

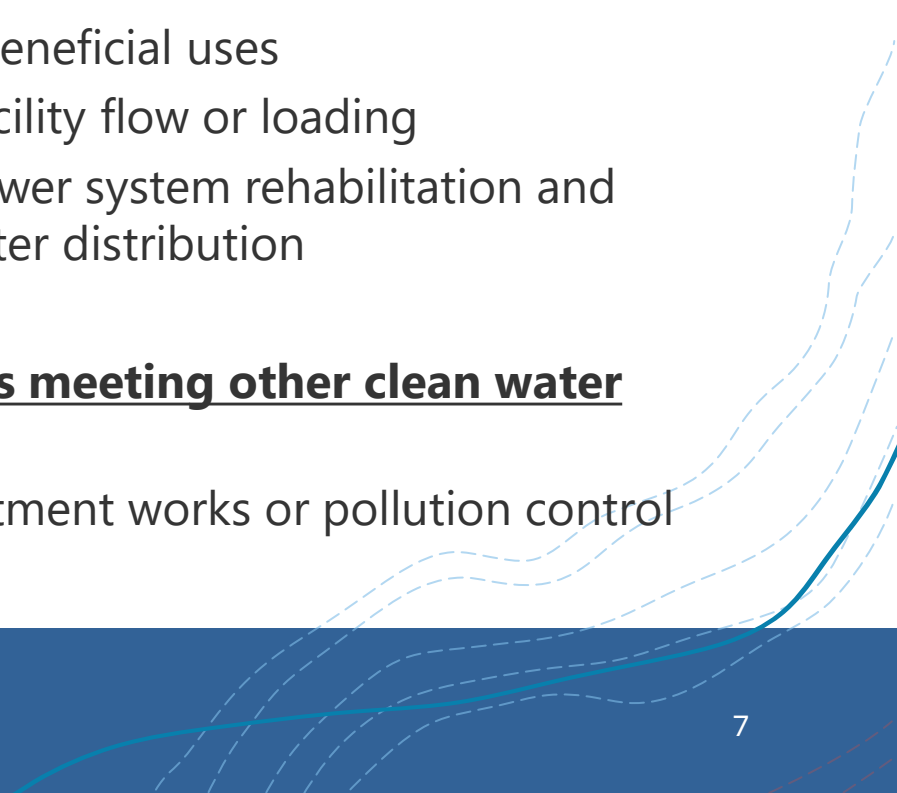
Class A: Projects that benefit public health and/or environment


- Necessary to eliminate documented public health hazards
- To correct existing violations of surface water quality standards

Class B: Projects to increase reliability or sustainability

- To maintain beneficial uses
- To address facility flow or loading
- To address sewer system rehabilitation and reclaimed water distribution

Class C: Projects meeting other clean water needs

- All other treatment works or pollution control projects
- 



CWSRF Additional Points

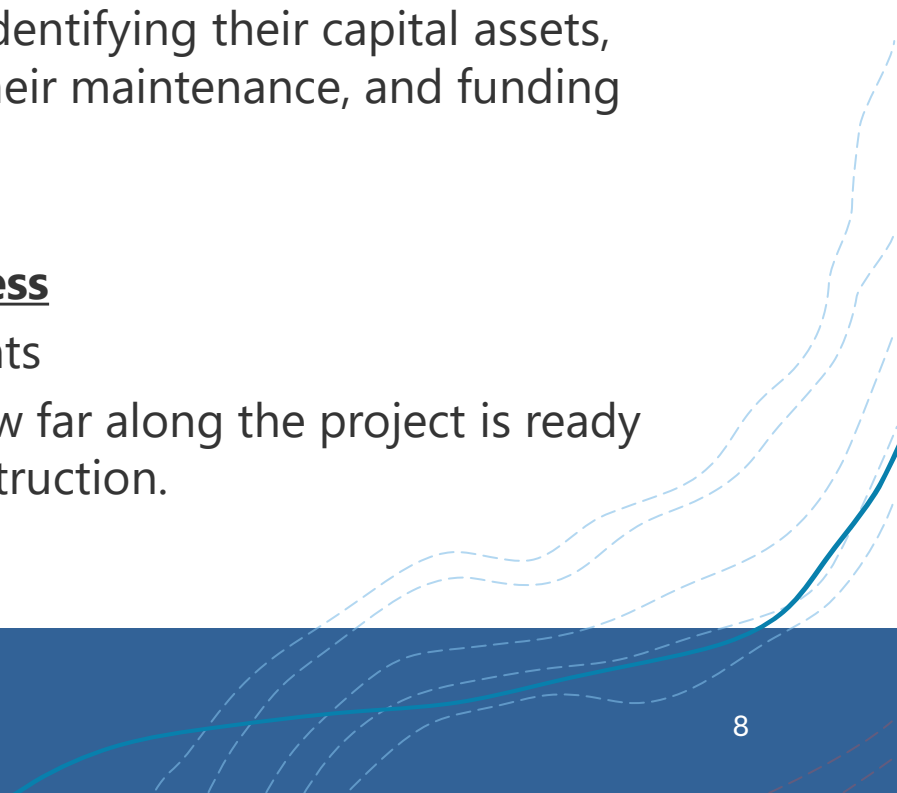
Water Quality Factors

- Up to 5 points
- Relates with allowable loadings of pollutants for a waterbody

Asset Management

- Up to 3 points
- Relates to whether the system has been proactive in identifying their capital assets, supporting their maintenance, and funding replacement.

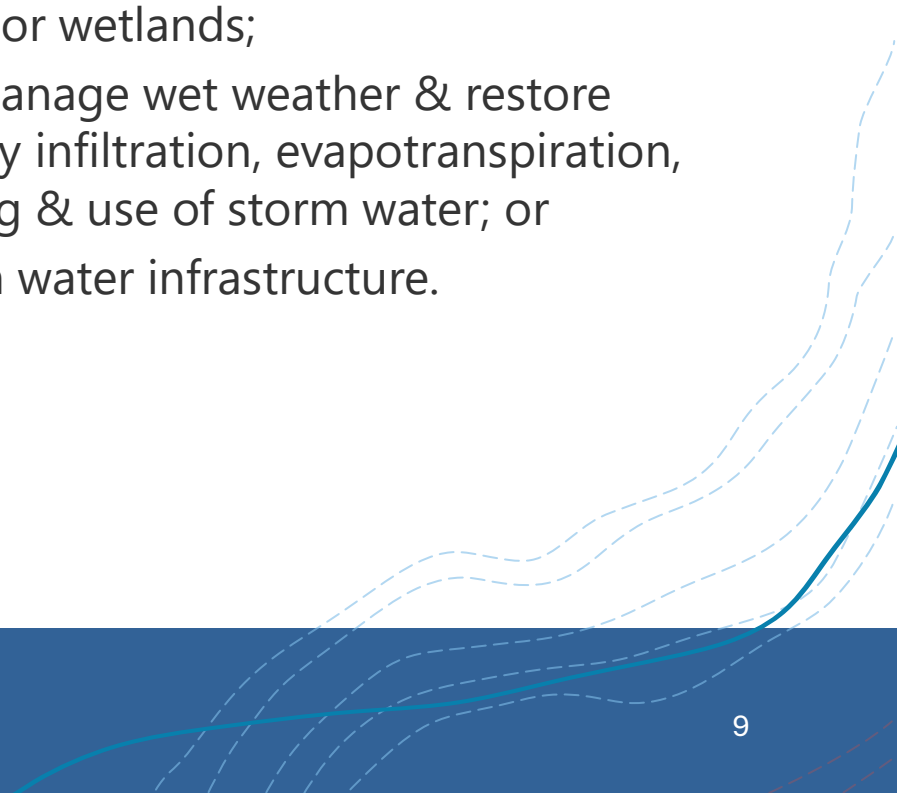
Project Readiness

- Up to 10 points
 - Relates to how far along the project is ready towards construction.
- 



CWSRF Green Projects

5 points:

- Water & energy efficiency upgrades;
 - On-site clean power production;
 - Reuse of effluent;
 - Establishment of restoration of permanent riparian buffers, other vegetative buffers, floodplains, or wetlands;
 - Project to manage wet weather & restore hydrology by infiltration, evapotranspiration, or harvesting & use of storm water; or
 - Green storm water infrastructure.
- 

CWSRF Affordability for Additional Subsidy

Nevada Administrative Code:

No definition. Program requirements must be outlined in the annual Intended Use Plan.
(NAC 445A.764(e))

Federal Clean Water Act Requirements:

Section 603(i)(2) requires states to develop criteria for additional subsidization based on income, unemployment data, population trends, and other data determined relevant by the state.

2025 Clean Water Intended Use Plan:

- 50 points are needed to qualify for principal forgiveness
- 25 points will be added to the initial score for systems qualifying through the affordability criteria

CWSRF Affordability Criteria

Income Factors

- Median Household Income versus State MHI
- Poverty Levels in the service area

Population Trends

- Change in population over a three-year period based upon the latest American Community Survey data available

Unemployment

- Percent of the population not in the workforce
- Unemployment rate of service area

Affordability

- Whether or not an interest-bearing loan will increase already sufficient user rates by 10%, 20%, or 30%.
 - This also has a look back option for 5 years.
- Residential rates compared to MHI.
 - Based on 1.0%, 1.5%, and 2.0%

Other Factors

- Nature of project
- Incentives for project types
- Financial assistance from governmental or political subdivisions

Draft May 2026 Clean Water Priority List

- Priority Rank
- N¹: New to the priority list
- D²: System/Project initially meets affordability criteria
- G³: Project qualifies as green
- Applicant
- Permit No.
- Project Population
- Total Points
- Revised Points (will include affordability points, if applicable)
- Nevada Infrastructure Financial System (NIFS) Project ID
- Project Description
- Program Cost Estimate
- Special Funding⁴
- Funded⁵: Indicates the project has received funding, PF indicates the project has received partial funding, is not complete, and must remain on the list.

Class A: Project benefits public health and /or the environment													
Priority Rank	N ¹	D ²	G ³	Applicant	Permit No.	Project Population	Total Points	Revised Points	Project ID	Project Description	Program Cost Estimate	Special Funding ⁴	Funded ⁵
1		D		Clark County Water Reclamation District		2,292,000	24	49	CW00767	Emerging Contaminants- Septic to Sewer	\$ 5,146,800	EC	PF
2		D		Minden Gardnerville Sanitation District	NS0040027	520	23	48	CW00310	Pine View Estates Sewer Consolidation	\$ 802,400		F
3		D		Beatty Water & Sanitation District		1,010	21	46	CW01100	Arsenic Evaporation Basin Relining	\$ 223,750		
4		D		Clark County Water Reclamation District - Indian Springs Treatment Facility	NS0050040	378	13	38	CW00721	Sewer main rehabilitation	\$ 7,442,000		PF
5		D		McGill Ruth Consolidated Sewer & Water GID	NS0087046	905	11	36	CW00403	Pond upgrades	\$ 1,081,130		F
6		D	G	Gerlach GID	NS0020010	200	11	36	CW01003	New aerators	\$ 958,000		PF
7		D		Carson City	NS0090008	500	7	32	CW00459	Septic to sewer and system expansion	\$ 12,355,403		
8		D		Humboldt County		1,634	6	31	CW00545	Construct wastewater collection system	\$ 27,395,581		
9		D		Elko County - Montello	NS0030003	287	6	31	CW00476	Sewer Pond Relining	\$ 483,075		
10		D		Pershing County	GNEVOSDS09L0125	500	4	29	CW00435	New WWTF in Grass Valley	\$ 2,968,875		
11		D		Pershing County	GNEVOSDS09L0125	500	4	29	CW00478	Grass Valley Wastewater PER	\$ 100,000		
12			G	Incline Village GID	NS0030009	9,462	20	20	CW00302	Effluent Export Pipeline rehabilitation	\$ 33,423,549		F
12	Class A Projects Subtotal												

Class B: Projects necessary to increase reliability or sustainability													
Priority Rank	N ¹	D ²	G ³	Applicant	Permit No.	Project Population	Total Points	Revised Points	Project ID	Project Description	Program Cost Estimate	Special Funding ⁴	Funded ⁵
13		D	G	Hawthorne Utilities	NS0020009	3,020	31	56	CW00498	Effluent Reuse Improvements	\$ 9,425,000		
14		D		West Wendover, City of	NS0010019	4,512	28	53	CW00561	Reuse Line Replacement	\$ 5,981,138		
15		D		West Wendover, City of	NS0010019	4,512	28	53	CW00572	Reclaimed water storage tank restoration	\$ 118,797		
16	N	D		Carlin, City of	NS0093001	2,519	28	53	CW01403	Oak Street Sewer Lift Station	\$ 5,000,000		
17	N	D		Carlin, City of	NS0093001	2,519	28	53	CW01405	Replacement of Sewer Line	\$ 809,500		
18		D	G	Tonopah, Town of	NS0000026	72	28	53	CW01160	Tonopah Lift Station	\$ 970,928		
19		D	G	Tonopah, Town of	NS0000026	67	28	53	CW01162	Infrastructure Improvement Project	\$ 2,050,164		
20		D	G	Hawthorne Utilities	NS0020009	3,020	26	51	CW00363	PER, effluent management	\$ 85,000		
21		D		Nye County - Gabbs	NS0070021	75	25	50	CW00420	Collection improvements	\$ 1,260,628		F
22		D		Alamo Sewer & Water GID	NS0030019	1,169	24	49	CW00612	Sewer Lift Station Replacement	\$ 1,400,000		F
23		D		Lyon County	NS2000500	1,250	23	48	CW00736	Sewer Main and Manhole Rehab	\$ 1,937,768		
24		D		Esmeralda County-Goldfield	NS0040030	80	23	48	CW01061	Sewer Pipe Replacement	\$ 2,932,695		
25		D	G	Storey County	NV0024237	150	21	46	CW00368	Gold Hill Collection System replacement	\$ 6,530,000		
26		D		Orovada GID	NS0090006	100	21	46	CW00642	Sewer line rehabilitation & wastewater plant improvements	\$ 845,000		
27		D	G	Gardnerville Ranchos GID	NV0000066	3,900	20	45	CW00506	Ph. 3 Storm & Sewer Upgrades	\$ 16,007,719		
28	N	D		Yerington, City of	NS0040033	3,139	18	43	CW01427	Replacement of Old Sewer Line	\$ 598,134		
29		D		North Las Vegas, City of	NV0023647	265,000	17	42	CW00620	Loosee/LV Wash Diversion Sewer	\$ 8,745,913		
30		D		Ely, City of	NS0070015	1,360	16	41	CW00436	Replace sewer pipes	\$ 8,971,521		
31		D		Pershing County	GNEVOSDS09L0125	212	16	41	CW00430	Genwage Treatment Ponds in Imlay	\$ 3,268,125		
32		D		Pershing County	GNEVOSDS09L0125	212	16	41	CW00475	PER to evaluate Imlay sewer system needs	\$ 85,000		
33		D		Gardnerville Ranchos GID	NV0000066	3,900	15	40	CW00385	Ph. 2 Storm and Sewer Replacements	\$ 15,489,798		
34		D		Ely, City of	NS0070015	5,500	13	38	CW00481	Install sludge dewatering Press	\$ 519,900		
35		D		West Wendover, City of	NS0010019	4,512	13	38	CW00573	WWTP Basin Repair	\$ 540,308		
36		D		North Las Vegas, City of	NV0023647	265,000	11	36	CW00555	Sloan Channel Effluent Repair	\$ 17,215,400		
37		D		West Wendover, City of	NS0010019	4,512	11	36	CW00526	PER and Sewer Line Replacement	\$ 616,340		

Priority Rank	N ¹	D ²	G ³	Applicant	Permit No.	Project Population	Total Points	Revised Points	Project ID	Project Description	Program Cost Estimate	Special Funding ⁴	Funded ⁵
38		D		Hawthorne Utilities	NS0020009	3,020	11	36	CW00499	Sewer System Rehab including new sewer pipe, manholes, and service laterals	\$ 8,925,000		
39		D	G	Tonopah, Town of	NS0000026	126	11	36	CW00596	Sewer Interceptor main replacement	\$ 1,540,418		
40		D		Ely, City of	NS0070015	5,500	8	33	CW00700	Upgrades and improvements at headworks	\$ 4,923,480		
41		D		Lincoln County Water District-Pioche Public Utilities	NS0050052	1,435	8	33	CW00764	Sewer collection pipe replacement	\$ 550,000		
42				Reno, City of	NS2008500	371,343	31	31	CW00996	New Dewatering Building	\$ 51,943,049		
43			G	Reno, City of	NS2008500	27,000	31	31	CW00519	Advanced Purified Water Facility Construction	\$ 70,000,000		
44			G	Henderson, City of	NV0022098	343,486	28	28	CW01023	Sewer Main R&R Phase 4	\$ 5,032,300		
45			G	Henderson, City of	NV0022098	343,486	28	28	CW01030	Sewer Main R&R Phase 3	\$ 7,278,640		
46			G	Henderson, City of	NV0022098	343,486	28	28	CW01036	Stephanie Reclaimed Waterline	\$ 9,950,000		F
47			G	Henderson, City of	NV0022098	343,486	28	28	CW01037	Sewer mains and appurtenances	\$ 1,500,000		
48			G	Henderson, City of	NV0022098	343,486	28	28	CW01038	Sewer Main Rehab Ph 2	\$ 2,297,882		
49			G	Henderson, City of	NV0022098	343,386	28	28	CW01035	Sewer main Replacement and appurtenances	\$ 6,700,000		
50				Minden Gardnerville Sanitation District	NS0040027	12,100	21	21	CW00374	Transmission Pipe Replacement	\$ 3,015,991		
51			G	TRI General Improvement District (TRI GID)	NS2000502	20,000	17	17	CW00543	PER, treatment	\$ 26,581,863		PF
52			G	Minden Gardnerville Sanitation District	NS0040027	9,653	17	17	CW00353	Replace Aging Infrastructure	\$ 9,027,000		
53			G	Washoe County	NS0040024	35,580	16	16	CW00392	Arsenic and Boron Infiltration Mitigation	\$ 14,713,026		
54			G	Washoe County	NS0040024	5,200	16	16	CW00400	Reclaim Distribution Expansion	\$ 37,417,870		
55			G	Washoe County	NS0040024	4,000	16	16	CW00391	Reclaim Expansion into Hidden Valley	\$ 13,800,000		
56			G	Kingsbury GID	NS0080033	6,200	15	15	CW00610	Market Street Lift Station, storage, SCADA and pumping systems	\$ 7,925,636		
57				Tonopah, Town of	NS0000026	67	13	13	CW01024	Sewer Slip Lining	\$ 420,792		
58				Elko County - Mountain City	NS0040023	40	8	8	CW00407	Replace sewer main pipe	\$ 1,280,750		
46				Class B Projects Subtotal									
Class C: Other clean water needs projects													
Priority Rank	N ¹	D ²	G ³	Applicant	Permit No.	Project Population	Total Points	Revised Points	Project ID	Project Description	Program Cost Estimate	Special Funding ⁴	Funded ⁵
59		D	G	North Las Vegas, City of	NV0023647	1,192	30	55	CW01008	Septic to Sewer Conversion	\$ 3,702,202		
60		D	G	North Las Vegas, City of	NV0023647	1,192	30	55	CW01009	Septic to Sewer Conversion	\$ 4,920,988		
61		D	G	North Las Vegas, City of	NV0023647	1,192	30	55	CW01010	Septic to Sewer Conversion	\$ 5,539,256		
62		D	G	Baker Water & Sewer GID	NS0094012	150	23	48	CW00653	Construct wastewater system	\$ 1,117,291		PF
63		D		Clark County Water Reclamation District		1,000,000	20	45	CW01260	Feasibility study for evaporative water recovery for return credits.	\$ 10,495,700		
64		D		Clark County Water Reclamation District		1,000,000	20	45	CW01263	Feasibility study for best method to treat reclaim water.	\$ 400,000		
65		D	G	Henderson, City of	NV0022098	3,000	18	43	CW00551	Septic to Sewer Conversion	\$ 36,074,000		
66		D	G	Humboldt County - McDermit General Improvement District	NS0093005	1,485	18	43	CW00655	Sewer Collection Replacement	\$ 16,167,880		
67		N	D	Yerington, City of	NS0040033	3,271	15	40	CW01189	New Wastewater Treatment Plant and Abandonment Of the Existing Plant.	\$ 14,200,000		
68		D		Lyon County	NS2000500	2,893	15	40	CW01053	SSGID Storm Water Repair	\$ 594,666		
69		D	G	Clark County Water Reclamation District - Laughlin Water Resource Center	NV0021563	2,830	13	38	CW00720	Solar PV and EV Charging	\$ 3,875,800		

Priority Rank	N ¹	D ²	G ³	Applicant	Permit No.	Project Population	Total Points	Revised Points	Project ID	Project Description	Program Cost Estimate	Special Funding ⁴	Funded ⁵
70		D		Clark County Water Reclamation District - Moapa Valley Treatment Facility	NS0050025	745	12	37	CW00742	Sewer collection expansion, septic to sewer consolidation	\$ 26,900,300		
71		D	G	Elko, City of	NS0020014	20,564	10	35	CW00531	Replace storm water pipe and construct manholes	\$ 563,000		
72		D		Yerington, City of	NS0040033	3,200	10	35	CW00365	WWTP Relocation PER	\$ 14,200,000		
73			G	Canyon General Improvement District	NS0050028	1,250	35	35	CW00428	Improvements to Effluent Quality	\$ 1,197,500		
74		D		West Wendover, City of	NS0010019	4,512	8	33	CW00566	WWTF Compressor Replacement	\$ 163,220		
75		D		Henderson, City of	NV0022098	334,471	5	30	CW00702	Update and modernize Customer Information Systems (CIS)	\$ 8,508,000		
76				Clark County Water Reclamation District		1,000,000	20	20	CW01092	EC Testing equipment	\$ 550,000	EC	F
77				Henderson, City of	NV0022098	343,486	20	20	CW01046	Lateral Replacement-Townsite	\$ 7,840,623		F
78				Henderson, City of	NV0022098	10,000	20	20	CW00668	Southwest Pittman Detention Basin	\$ 14,833,034		
79				Henderson, City of	NV0022098	5,000	20	20	CW00667	Southeast Pittman Detention Basin	\$ 17,706,538		
80				Canyon General Improvement District	NS0050028	1,325	20	20	CW01097	Refinance USDA Debt	\$ 1,150,000		
81			G	Las Vegas Valley Water District (LVVWD)		14,000	18	18	CW00597	Septic to sewer conversion	\$ 9,000,000	EC	
82			G	Clark County Water Reclamation District		255,577	13	13	CW00716	Solar PV and EV Charging	\$ 8,009,800		
83			G	Las Vegas, City of	NV0021911	7,200	13	13	CW00370	Septic to Sewer Conversion	\$ 60,000,000		
84			G	Reno-Sparks Indian Colony	TRIBAL	825	12	12	CW00547	Conveyance, use and storage of effluent from RSWRF and stormwater from Swan Lake	\$ 54,500,000		
85				Las Vegas, City of	NV0021911	205,618	8	8	CW00549	Las Vegas Wash channel lining	\$ 41,368,797		
86				Lyon County	NS2000500	1,250	5	5	CW01045	Sheep Camp Storm Water Rehab	\$ 1,329,350		
28	Class C Projects Subtotal												

86 Nevada Clean Water Priority List

Projects must be ranked on the priority list in order to receive funding. Projects are ranked based on the highest priority to meet the enforceable requirements of the Federal Clean Water Act. The Nevada Division of Environmental Protection is authorized to make technical adjustments and bypass projects on the list that are not determined to be ready to proceed.⁶

Please reference our current Clean Water Intended Use Plan on our website for more information:
<https://ndep.nv.gov/water/financing-infrastructure/state-revolving-fund-loans>

⁶Nevada Administrative Code (NAC) 445A.765-NAC 445A.768

	Amount*	Number of Systems	% of Systems
¹ New to the priority list	\$ 20,607,634	4	4.65%
² Meets state affordability criteria for additional subsidy	\$ 333,722,991	56	65.12%
³ Project qualifies as green	\$ 487,882,712	35	40.70%
⁴ Emerging Contaminants (EC)	\$ 14,696,800	3	3.49%
⁵ Fully Funded (F) or Partially Funded (PF)	\$ 97,554,284	13	15.12%

*Sum of Amount does not equal grand total

Draft May 2026 Clean Water Priority List

<https://ndep.nv.gov/water/financing-infrastructure/state-revolving-fund-loans>

Draft May 2026 Clean Water Priority List

	Projects	Affordability (Disadvantaged)	Green
Previous List	89	56	36
Added	4	4	0
Removed	7	4	1
Current List	86	56	35
		65.1%	40.7%

	Projects	Affordability (Disadvantaged)	Green
Class A	12	11	2
Class B	46	29	20
Class C	28	16	13
Current List	86	56	35



Draft May 2026 Clean Water Priority List

NDEP may bypass a project on the priority list if NDEP determines the project is not ready to proceed, fails to file a letter of intent, or the applicant requests action to be deferred. (NAC 445A.7675)

- *Projects ready to proceed may bypass projects with a higher point score that are not ready to proceed.*
- *Written notice is given to systems being bypassed.*

Funded/Partially Funded	13 projects (15.12%)
All others	73 projects (84.88%)

As of April 20, 2026. Data subject to change.

Public Comments

Clean Water Priority List is Final after comments.

Nevada DWSRF Priority List – Effective May 2026

DWSRF Priority List Goals

The Division shall prioritize the list to achieve water quality and public health goals consistent with the requirements of the Safe Drinking Water Act.

- 42 U.S. Code §300j-12(a)(3)(b)
- NAC 445A.67567

The Priority List must include:

- Name of each eligible public water system,
- The priority assigned to each proposed water project,
- A description of each water project,
- An estimate of the eligible costs for each project, and
- The existing population of each public water system at the time of application

DWSRF Ranking Criteria

NAC 445A.67569

	Points
Priority Class Points	I, II, III, IV
Asset Management	Add
Initial Points	Subtotal
Disadvantaged Eligibility	Add 25
Final Points	Final

DWSRF Ranking Criteria

NAC 445A.67569

Class I: Projects that address:

- Acute health risks: Demonstrated illness attributable to the public water system
- Significant non-compliance
- Court-ordered compliance
- Systems addressing acute health issues

Class II: Projects that address:

- Chronic health concerns: Documented non-compliance with primary or secondary drinking water standards
- Systems addressing chronic health issues

Class III: Projects that address deteriorated, substandard, or inadequate conditions in a public water system:

- Consolidation
- Treatment
- Storage
- Transmission & Distribution
- Meters
- Security
- Planning

Class IV: Refinancing of debt incurred after July 1, 1993



DWSRF Asset Management

Applies to ALL Classes

- (5 points) System is mapped & assets are catalogued/evaluated
- (5 points) System has a rate structure that supports O&M
- (5 points) System has allocated funds for rehabilitation/replacement of aging infrastructure

DWSRF Disadvantaged Systems

Nevada Administrative Code amended¹:

“Disadvantaged Community” means an area in which, as compared to other communities in this State, residents disproportionately experience economic, environmental or health issues, including, without limitation, high rates of poverty or unemployment. (NAC 445A.675245)

Federal Drinking Water Act Requirements:

[42 U.S.C §300j-12(b)(d)(3)] the term “disadvantaged community” means the service area of a public water system that meets affordability criteria established after public review and comment by the state in which the public water system is located.

2025 Drinking Water Intended Use Plan:

- 50 points are needed to qualify for principal forgiveness
- 25 points will be added to the initial score for systems qualifying as disadvantaged

¹<https://www.leg.state.nv.us/Register/2022Register/R109-22AP.pdf>

DWSRF Disadvantaged Criteria

Income Factors

- Median Household Income versus State MHI
- Poverty Levels in the service area

Population Trends

- Change in population over a three-year period based upon the latest American Community Survey data available

Unemployment

- Percent of the population not in the workforce
- Unemployment rate of service area

Affordability

- Whether or not an interest-bearing loan will increase already sufficient user rates by 10%, 20%, or 30%.
 - This also has a look back option for 5 years.
- Residential rates compared to MHI.
 - Based on 1.0%, 1.5%, and 2.0%

Other Factors

- Nature of project
- Incentives for project types
- Financial assistance from governmental or political subdivisions

Draft May 2026 Drinking Water Priority List

- Priority Rank
- N¹: New to the priority list
- D²: System/Project qualifies as disadvantaged
- C³: Water System Classification (community/noncommunity)
- Applicant
- PWS ID
- Project Population
- Project Service Connections
- Total Points
- Revised Points (will include disadvantaged points, if applicable)
- Nevada Infrastructure Financial System (NIFS) Project ID
- Project Description
- Program Cost Estimate
- Special Funding⁴
- Funded⁵: Indicates the project has received funding, PF indicates the project has received partial funding, is not complete, and must remain on the list.

Class I: Acute Issue														
Priority Number	N ¹	D ²	C ³	Applicant	State ID	Project Population	Project Service Connections	Total Points	Revised Points	Application Number	Project Description	Project Cost Estimate	Special Funding	Funded ⁵
1		D	C	Las Vegas Valley Water District (LVVWD)	NV0000090	2,258,111	430,000	16	41	DW00751	Legionella Treatment	\$ 8,375,000	EC	PF
2		D	C	Humboldt County	NV0003079	1,300	553	12	37	DW00544	Drinking Water Intertie	\$ 2,815,008		PF
3		D	C	Humboldt County	NV0003079	5,000	700	7	32	DW00292	Nitrate Remediation-Septic Conversion	\$ 27,395,592		
4		D	C	Steamboat Springs Water Works	NV0000282	900	295	4	29	DW01051	E Coli and BacT Chlorination	\$ 71,775		
4				Class I Projects Subtotal								\$ 38,657,375		

Class II: Chronic Issue														
Priority Number	N ¹	D ²	C ³	Applicant	State ID	Project Population	Project Service Connections	Total Points	Revised Points	Application Number	Project Description	Project Cost Estimate	Special Funding	Funded ⁵
5		D	C	Elko, City of	NV0000272	23,000	10,500	25	50	DW01052	PFAS Remediation	\$ 7,000,000	EC	
6		D	C	Gardnerville Ranchos GID	NV0000666	11,300	4,500	25	50	DW00351	Arsenic Treatment for Well 5	\$ 6,181,130		PF
7		D	C	Canyon General Improvement District	NV0005056	1,310	512	25	50	DW01014	PFAS Remediation	\$ 10,265,000	EC	
8		D	C	Esmeralda County-Goldfield Town Water	NV0000072	345	345	25	50	DW00515	Arsenic Treatment & PER/ER	\$ 475,393		F
9		D	C	Silver Knolls Mutual Water Company	NV0004021	120	63	25	50	DW00270	Arsenic Remediation	\$ 656,360		F
10		D	C	Truckee Meadows Water Authority	NV0000190	115	46	25	50	DW01135	Planning, design and engineering for PFAS treatment, pilot study, and construction	\$ 3,745,000	EC	
11		D	C	Truckee Meadows Water Authority	NV0000190	34,432	11,400	16	41	DW00711	PFAS Remediation American Flats Project	\$ 2,000,000	EC	F
12		D	C	Churchill County	NV0000406	1,800	1,449	16	41	DW00379	Arsenic and Manganese Treatment	\$ 16,108,640		
13		D	C	Elko, City of	NV0000272	1,500	500	16	41	DW00710	Lead Service Line Replacement	\$ 3,875,000	LSL	
14		D	C	Storey County	NV0000240	1,110	803	16	41	DW00344	Lead Transmission Replacement	\$ 11,447,000		PF
15		D	C	Elko, City of	NV0000272	150	40	16	41	DW00472	Galvanized Pipe Remediation	\$ 1,203,350		
16		D	C	Tonopah, Town of	NV0000237	150	60	16	41	DW00505	Galvanized Pipe Remediation	\$ 3,500,000		F
17		D	C	Shoshone Estates Water Co Inc	NV0005028	2,144	91	15	40	DW01184	Arsenic treatment	\$ 1,500,000		
18	N	D	C	Topaz Lake Water Co. Inc.	NV0000070	40	19	10	35	DW01295	PER/ER for PFAS mitigation.	\$ 80,000		
19		D	C	Sutcliffe Mobile Park	NV0000765	60	36	6	31	DW01106	Arsenic PER/ER and mitigation	\$ 80,000		
20		D	C	Spirit Mountain Utility	NV0000221	375	5	1	26	DW01013	Arsenic Remediation & PER/ER	\$ 2,650,000		PF
21			C	Elk Point Country Club HOA	NV0000271	325	91	15	15	DW00962	Uranium Remediation	\$ 1,500,000		
22		D	NTNC	Nye County SD - Amargosa Elementary School	NV0002190	200	8	10	35	DW00768	Arsenic Remediation	\$ 1,010,213		
23			NTNC	TRI General Improvement District (TRI GID)	NV0000913	20,000	193	20	20	DW00540	Arsenic Remediation & PER/ER	\$ 977,500		PF
19				Class II Projects Subtotal								\$ 74,254,586		

Class III: Rehabilitation Issue														
Priority Number	N ¹	D ²	C ³	Applicant	State ID	Project Population	Project Service Connections	Total Points	Revised Points	Application Number	Project Description	Project Cost Estimate	Special Funding	Funded ⁵
24			C	Truckee Meadows Water Authority	NV0000190	34,432	11,400	112	112	DW00356	Advanced Purified Water Treatment-American Flats	\$ 117,000,000		F
25		D	C	Gardnerville Ranchos GID	NV0000666	11,312	4,500	76	101	DW00349	Consolidation-Gardnerville Water Company	\$ 2,685,650		
26		D	C	Beatty Water & Sanitation District	NV0000009	908	624	69	94	DW00296	Source, storage, and transmission rehabilitation	\$ 2,629,000		PF
27	N	D	C	Las Vegas Valley Water District - Searchlight Water Company	NV0000219	344	288	68	93	DW01297	Final equipment of well for production and building to house disinfection equipment.	\$ 2,013,451		
28		D	C	Hawthorne Utilities	NV0000073	200	125	68	93	DW00492	PER/ER for new source and new storage	\$ 85,000		F

Priority Number	N ¹	D ²	C ³	Applicant	State ID	Project Population	Project Service Connections	Total Points	Revised Points	Application Number	Project Description	Project Cost Estimate	Special Funding	Funded ⁵
29		D	C	North Las Vegas, City of	NV0000175	500	12	64	89	DW00601	Consolidation-Garnet Valley	\$ 14,893,421		
30		D	C	Hawthorne Utilities	NV0000073	200	125	57	82	DW00493	Mina-Luning Water System Improvements	\$ 6,762,500		PF
31		D	C	Baker Water & Sewer GID	NV0000863	230	93	55	80	DW00483	Transmission and Distribution upgrades and relocation	\$ 2,677,534		PF
32		D	C	Baker Water & Sewer GID	NV0000863	36	18	53	78	DW00372	New system for Lehman Creek	\$ 3,304,207		F
33		D	C	Las Vegas Valley Water District (LVVWD)	NV0000090	1	9	53	78	DW00488	Construct structure and install upgraded chemical feed system	\$ 487,000		
34		D	C	Shoshone Estates Water Co Inc	NV0005028	240	76	52	77	DW00584	New well & system upgrades	\$ 4,240,000		PF
35		D	C	Las Vegas Valley Water District - Big Bend Water District	NV0004092	8,008	2,818	50	75	DW01259	Replace ozone generators for disinfection.	\$ 7,399,709		
36		D	C	Hawthorne Utilities	NV0000073	2,616	1,569	50	75	DW00593	Water System Improvements	\$ 23,885,000		
37		D	C	Walker Lake GID	NV0000268	450	210	48	73	DW00525	PER/ER, source, and distribution	\$ 100,000		F
38		D	C	Walker Lake GID	NV0000268	450	210	48	73	DW00598	Distribution, water treatment, new well	\$ 16,269,000		
39		D	C	Storey County	NV0000240	1,500	588	47	72	DW00346	PER/ER Virginia City Highlands	\$ 100,000		
40		D	C	Storey County	NV0000240	1,110	803	46	71	DW00345	Water Treatment Upgrade	\$ 8,468,000		
41		D	C	Golconda GID	NV0005029	114	102	46	71	DW00273	Spring rehabilitation & other system improvements	\$ 810,000		F
42		D	C	Hawthorne Utilities	NV0000073	2,616	1,665	45	70	DW00490	PER, source, transmission, distribution	\$ 85,000		F
43		D	C	Gerlach GID	NV0000071	206	155	45	70	DW00565	Spring Rehabilitation	\$ 627,500		F
44		D	C	Pershing County	NV0000226	200	200	45	70	DW01047	Imlay system improvements	\$ 2,465,733		
45		D	C	Sun Valley GID	NV0000211	22,800	6,284	42	67	DW01167	Replace water meters, recoat storage tank, replacement of pump station and PRV facility, and replacement of transmission lines for looping.	\$ 9,242,820		F
46			C	Southern Nevada Water Authority (SNWA)	NV0000289	2,258,111	640,999	66	66	DW01028	Projects listed on the 2022 capital improvement plan	\$ 88,000,000		PF
47		D	C	Elko, City of	NV0000272	2,000	500	39	64	DW00834	Storage and transmission	\$ 5,305,583		
48		D	C	Pershing County	NV0000226	200	89	39	64	DW00729	Imlay meter replacement and system improvements	\$ 1,500,000		F
49			C	Las Vegas Valley Water District (LVVWD)	NV0000090	2,258,111	391,766	63	63	DW00948	Projects listed on the 2024 capital improvement plan	\$ 30,000,000		
50		D	C	North Las Vegas, City of	NV0000175	380,239	100,450	38	63	DW00600	Well Replacement: Robinson	\$ 4,028,800		
51		D	C	Las Vegas Valley Water District - Big Bend Water District	NV0004092	9,000	2,319	38	63	DW00511	Meters, HVAC, and controls	\$ 882,500		
52		D	C	Lovelock Meadows Water District	NV0000161	2,046	1,258	38	63	DW00514	Groundwater source and Transmission	\$ 4,761,700		
53		D	C	Lovelock Meadows Water District	NV0000161	2,046	1,258	38	63	DW00520	PER/ER new well and transmission	\$ 80,500		
54		D	C	Orovada GID	NV0003032	100	62	37	62	DW00427	Water System Improvements	\$ 1,980,000		
55		D	C	Elko, City of	NV0000272	20,458	10,500	36	61	DW01034	Water Meter and Pit Project	\$ 20,539,511		F
56		D	C	Truckee Meadows Water Authority	NV0000190	34,432	11,400	35	60	DW00748	EC Carbon filtration for Advanced Water Filtration Project	\$ 4,000,000	EC	F
57		D	C	Gardnerville Ranchos GID	NV0000066	11,300	3,020	35	60	DW00340	Booster Pump Station	\$ 1,587,000		F
58		D	C	Moapa Valley Water District	NV0000160	9,000	3,293	34	59	DW00303	Redundant Well	\$ 2,396,000		F
59		D	C	Canyon General Improvement District	NV0005056	1,250	500	34	59	DW00717	Storage, meters, and system upgrades	\$ 1,675,500		PF
60			C	Las Vegas Valley Water District (LVVWD)	NV0000090	154,000	408,000	58	58	DW00524	Groundwater sources, treatment, and transmission	\$ 12,396,000		
61		D	C	Elko, City of	NV0000272	2,000	500	33	58	DW00841	Booster station, new main and transmission lines	\$ 5,500,000		

Priority Number	N ¹	D ²	C ³	Applicant	State ID	Project Population	Project Service Connections	Total Points	Revised Points	Application Number	Project Description	Project Cost Estimate	Special Funding	Funded ⁵
62		D	C	Walker Lake GID	NV0000268	520	226	33	58	DW00745	Groundwater source and treatment	\$ 1,501,485		
63		D	C	North Las Vegas, City of	NV0000175	500	12	33	58	DW00500	Groundwater source-Kapex I	\$ 3,774,800		
64		D	C	Las Vegas Valley Water District - Searchlight Water Company	NV0000219	438	287	33	58	DW00765	Redundant well	\$ 174,390		
65		D	C	Kingston Town Water Utilities	NV0000265	160	160	33	58	DW00484	Source development	\$ 1,650,000		
66		D	C	Silver Springs Mutual Water Company	NV0000223	3,070	1,226	32	57	DW01262	PER and ER/EA for a new booster pump facility.	\$ 92,000		
67		D	C	Ely, City of	NV0000038	1,080	270	32	57	DW00485	East Ely Water Main Upgrades	\$ 8,123,760		PF
68		D	C	Ely, City of	NV0000038	5,500	2,500	31	56	DW00482	Distribution & Storage Upgrade	\$ 23,568,000		
69		D	C	Round Hill GID	NV0000260	1,200	480	31	56	DW00458	Redundant Contact Tank	\$ 900,000		
70		D	C	Steamboat Springs Water Works	NV0000282	989	287	31	56	DW00575	Water Tank replacement, transmission pipes, SCADA	\$ 1,371,342		
71		D	C	Jackpot, Town of	NV0000088	855	97	31	56	DW01011	New storage and groundwater source	\$ 188,500		PF
72			C	Verdi Meadows Utility Company, Inc.	NV0000196	510	172	56	56	DW01264	PER re-imbursement & ER funding. Repair existing storage tanks, wholesale connection, meters and backflow protection, realign service laterals.	\$ 8,063,023		
73		D	C	Las Vegas Valley Water District (LVVWD)	NV0000090	24,000	6,000	30	55	DW00591	Septic to Sewer Conversion	\$ 9,000,000		
74		D	C	Elko, City of	NV0000272	7,000	3,000	30	55	DW00530	Groundwater source rehabilitation	\$ 1,572,100		
75	N	D	C	Yerington, City of	NV0000255	3,139	2,355	30	55	DW01426	Rehabilitation of chemical storage room.	\$ 221,080		
76		D	C	McGill Ruth Consolidated Sewer & Water GID	NV0000163	850	638	30	55	DW00794	Storage rehabilitation	\$ 1,500,000		
77	N	D	C	Yerington, City of	NV0000255	306	102	30	55	DW01424	Rehabilitation of Sodium Hypochlorite injection Vault and Associated Appurtenances	\$ 188,400		
78			C	Trout Canyon Land & Water Users Association	NV0004060	35	51	55	55	DW00389	Trout Canyon PER/ER	\$ 55,000		
79			C	Trout Canyon Land & Water Users Association	NV0004060	35	51	55	55	DW00582	System rehabilitation	\$ 4,500,000		
80		D	C	Virgin Valley Water District	NV0000167	26,000	1	29	54	DW01215	Replacement of aging transmission lines	\$ 786,000		F
81	N	D	C	Fernley, City of	NV0000062	23,064	8,940	29	54	DW01468	Installation of Transmission Line to Loop System	\$ 7,248,500		
82		D	C	Gardnerville Ranchos GID	NV0000066	11,300	4,500	29	54	DW00352	Transmission & Distribution Ph2	\$ 6,894,068		
83		D	C	Gardnerville Ranchos GID	NV0000066	11,300	4,500	29	54	DW00354	Transmission & Distribution Ph3	\$ 8,146,748		PF
84		D	C	Lincoln County Water District-Pioche Public Utilities	NV0000186	1,435	707	29	54	DW00705	PER/ER System Improvements	\$ 60,000		
85		D	C	Amargosa Estates Water Co. LLC	NV0002558	54	38	29	54	DW00411	Booster Pump, storage, distribution upgrades	\$ 1,891,000		
86		D	C	Elko, City of	NV0000272	20,564	10,500	28	53	DW00752	Groundwater source	\$ 3,723,936		
87		D	C	Las Vegas Valley Water District - Big Bend Water District	NV0004092	2,179	2,197	28	53	DW00583	Replace storage	\$ 24,375,000		
88		D	C	Alamo Sewer & Water GID	NV0000005	1,169	318	28	53	DW00613	Replace storage	\$ 2,340,000		
89		D	C	Reno-Sparks Indian Colony	TRIBAL	825	169	28	53	DW00312	Hungry Valley Water Project	\$ 32,200,000		
90			C	Blue Diamond Water Cooperative	NV0000092	85	14	53	53	DW00951	Transmission & distribution relocation	\$ 5,505,001		
91		D	C	Tonopah, Town of	NV0000237	12	8	28	53	DW00586	Storage rehabilitation	\$ 949,725		
92		D	C	Storey County	NV0000240	1,110	596	27	52	DW00347	Distribution replacement	\$ 926,000		
93		D	C	Topaz Ranch Estates GID	NV0000239	500	203	27	52	DW00563	Replace water transmission pipes	\$ 6,396,939		

Priority Number	N ¹	D ²	C ³	Applicant	State ID	Project Population	Project Service Connections	Total Points	Revised Points	Application Number	Project Description	Project Cost Estimate	Special Funding	Funded ⁵
94		D	C	Moapa Valley Water District	NV0000160	7,254	2,687	25	50	DW00305	New storage (Narrows Tank)	\$ 10,081,600		F
95		D	C	West Wendover, City of	NV0000246	4,819	1,103	25	50	DW00434	3 Mile Reservoir Rehabilitation	\$ 354,720		
96		D	C	Tonopah, Town of	NV0000237	2,493	1,191	25	50	DW00994	Redundant storage	\$ 3,467,090		
97		D	C	Storey County	NV0000240	1,110	803	25	50	DW00723	Storage rehabilitation	\$ 1,186,927		
98		D	C	Moapa Valley Water District	NV0000160	705	261	25	50	DW00304	New storage (Warm Springs Tank)	\$ 3,363,400		F
99		D	C	Esmeralda County-Goldfield Town Water	NV0000072	345	345	25	50	DW00466	Storage rehabilitation	\$ 442,040		
100		D	C	Esmeralda County-Silver Peak	NV0000363	121	121	25	50	DW00339	Storage rehabilitation	\$ 257,300		
101		D	C	Esmeralda County-Silver Peak	NV0000363	87	117	25	50	DW00480	SCADA and system improvements	\$ 423,313		
102			C	Bermuda Palms	NV0000147	60	71	50	50	DW00623	New Storage & Distribution	\$ 1,910,000		
103		D	C	Virgin Valley Water District	NV0000167	26,000	1	24	49	DW01214	Design for lateral replacement, upgrading the meters, and installing a pressure reducing valve station	\$ 167,300		
104		D	C	Storey County	NV0000240	610	534	24	49	DW00348	Distribution replacement	\$ 1,522,000		
105		D	C	Storey County	NV0000240	500	269	24	49	DW00343	PER/ER & Distribution Improvements	\$ 1,407,022		
106		D	C	Tonopah, Town of	NV0000237	126	63	24	49	DW00592	Distribution rehabilitation	\$ 202,154		
107		D	C	Moapa Valley Water District	NV0000160	6,750	2,275	23	48	DW00342	Transmission Replacement	\$ 3,423,300		
108	N	D	C	Moapa Valley Water District	NV0000160	6,375	1,970	23	48	DW01471	Replace Transmission Line	\$ 21,273,500		
109	N	D	C	Moapa Valley Water District	NV0000160	6,375	1,968	23	48	DW01476	Replacement of Transmission Line	\$ 5,943,500		
110		D	C	West Wendover, City of	NV0000246	4,512	1,103	23	48	DW00522	Transmission Replacement	\$ 5,265,567		
111		D	C	West Wendover, City of	NV0000246	4,512	1,103	23	48	DW00523	Transmission Replacement	\$ 1,363,744		
112		D	C	Elko, City of	NV0000272	4,000	1,000	23	48	DW00853	Transmission and booster pumps	\$ 15,000,000		
113		D	C	Carlin, City of	NV0000014	2,532	900	23	48	DW01134	Replace main transmission line from spring	\$ 305,650		F
114		D	C	Lovelock Meadows Water District	NV0000161	2,046	1,582	23	48	DW00497	Transmission replacement-Oreana	\$ 15,192,379		
115	N	D	C	Yerington, City of	NV0000255	1,641	552	23	48	DW01420	Rehabilitation of the Mason Water Tank	\$ 952,500		
116		D	C	Elko, City of	NV0000272	1,500	250	23	48	DW00856	Storage, transmission, and booster stations	\$ 6,000,000		
117		D	C	Storey County	NV0000240	1,100	86	23	48	DW00722	Transmission replacement	\$ 3,261,244		
118		D	C	Spirit Mountain Utility	NV0000221	375	117	23	48	DW00581	Booster Pump & System Upgrades	\$ 5,890,000		
119		D	C	Esmeralda County-Goldfield Town Water	NV0000072	345	345	23	48	DW00468	Transmission replacement	\$ 1,280,173		
120		D	C	Elko County - Tuscarora Water System	NV0000189	10	4	22	47	DW00406	Distribution improvements	\$ 1,197,725		
121		D	C	Moapa Valley Water District	NV0000160	6,750	3,245	21	46	DW01095	SCADA Improvements	\$ 709,300		
122		D	C	West Wendover, City of	NV0000246	4,512	1,103	21	46	DW00521	Distribution upgrades-Pueblo Blvd	\$ 1,799,124		
123		D	C	West Wendover, City of	NV0000246	4,512	1,103	21	46	DW00529	Distribution upgrades	\$ 5,384,740		
124		D	C	West Wendover, City of	NV0000246	4,512	1,103	21	46	DW00533	Distribution upgrades	\$ 2,064,404		
125		D	C	West Wendover, City of	NV0000246	4,512	1,103	21	46	DW00534	Distribution upgrades	\$ 1,560,957		
126	N	D	C	McGill Ruth Consolidated Sewer & Water GID	NV0000163	1,099	884	21	46	DW01328	Replacement of meters and pits; upgrade software.	\$ 1,721,760		
127		D	C	Elko County - Montello	NV0000169	287	55	21	46	DW00405	PER/ER and new source	\$ 1,054,700		
128		D	C	North Las Vegas, City of	NV0000175	274,000	103,335	20	45	DW00970	Distribution leak detection	\$ 8,225,895		
129		D	C	Elko, City of	NV0000272	20,564	10,500	20	45	DW00740	Storage rehabilitation	\$ 2,174,200		
130		D	C	Elko, City of	NV0000272	20,564	10,500	20	45	DW00743	New Storage	\$ 2,162,000		
131		D	C	Tonopah, Town of	NV0000237	2,493	1,191	20	45	DW00969	Meters and system upgrades	\$ 500,500		F
132		D	C	Rosemount Water Co.	NV0000767	55	26	20	45	DW00293	Storage rehabilitation	\$ 236,275		
133		D	C	Elko, City of	NV0000272	10,280	5,000	19	44	DW00364	Transmission replacement	\$ 3,868,350		
134		D	C	North Las Vegas, City of	NV0000175	376,515	100,512	18	43	DW00633	LCRR Compliance & Inventory	\$ 600,700		
135		D	C	Moapa Valley Water District	NV0000160	8,500	2,623	18	43	DW01212	Update to the Water System Capital Improvements Plan	\$ 54,315		F

Priority Number	N ¹	D ²	C ³	Applicant	State ID	Project Population	Project Service Connections	Total Points	Revised Points	Application Number	Project Description	Project Cost Estimate	Special Funding	Funded ⁵
136		D	C	Las Vegas Valley Water District - Big Bend Water District	NV0004092	8,008	2,218	18	43	DW01170	Design and construction of new water source	\$ 13,500,000		
137		D	C	West Wendover, City of	NV0000246	4,512	1,103	18	43	DW00528	Water meter replacement	\$ 3,624,547		
138		D	C	Ely, City of	NV0000038	3,954	2,478	18	43	DW00486	Water meter replacement	\$ 18,659,700		
139		D	C	Hawthorne Utilities	NV0000073	2,700	1,777	18	43	DW01220	Storage tank re-coating	\$ 478,400		F
140		D	C	McGill Ruth Consolidated Sewer & Water GID	NV0000163	1,099	618	18	43	DW01176	Well rehabilitation	\$ 183,600		F
141		D	C	Hillcrest Manor Water Users Association	NV0000145	450	121	18	43	DW00285	Tank Rehabilitation	\$ 350,000		F
142			C	Hillcrest Manor Water Users Association	NV0000145	450	113	43	43	DW01021	Electrical Upgrades	\$ 167,120		
143			C	Verdi Meadows Utility Company, Inc.	NV0000196	425	170	43	43	DW01019	PER analysis of facilities - storage, transmission, distribution and contamination	\$ 150,000		
144		D	C	Nye County - Manhattan Water	NV0000165	100	62	18	43	DW00509	Water meter installation	\$ 1,201,250		
145		D	C	Humboldt County - McDermitt General Improvement District	NV0000162	1,485	103	17	42	DW00657	Storage and distribution replacement	\$ 12,865,600		
146		D	C	Lincoln County Water District-Pioche Public Utilities	NV0000186	1,000	771	17	42	DW01219	Replacement of meters	\$ 354,248		F
147		D	C	Las Vegas Valley Water District - Searchlight Water Company	NV0000219	372	242	17	42	DW00467	Distribution replacement	\$ 243,500		
148		D	C	Elko County - Tuscarora Water System	NV0000189	90	38	17	42	DW01177	Upsizing main and looping	\$ 1,311,170		
149		D	C	Moapa Valley Water District	NV0000160	8,500	2,623	16	41	DW01213	Leak detection system by satellite	\$ 102,800		F
150		D	C	Nye County - Gabbs	NV0000063	278	142	16	41	DW00477	Distribution Replacement	\$ 4,023,038		
151			C	South Crestview Homeowners Association	NV0000351	70	30	41	41	DW00599	PER/ER for system improvements	\$ 353,500		
152			C	Femley, City of	NV0000062	21,105	8,179	40	40	DW00618	Surface Water source and system improvements	\$ 4,000,000		
153		D	C	Henderson, City of	NV0000076	334,471	100,915	14	39	DW00739	Customer Information System improvements	\$ 12,762,000		
154		D	C	Elko County - Montello	NV0000169	287	114	14	39	DW01175	New well and pump station.	\$ 1,055,750		
155			C	Douglas County - Uppaway	NV0000817	85	35	39	39	DW00474	Storage, transmission, meters, and SCADA	\$ 5,117,000		
156		D	C	Lincoln County Water District-Pioche Public Utilities	NV0000186	1,000	771	13	38	DW01218	Backup generators	\$ 270,250		F
157		D	C	Steamboat Springs Water Works	NV0000282	989	291	13	38	DW00564	Water meter installation	\$ 662,550		
158			C	Silver Knolls Mutual Water Company	NV0004021	200	64	36	36	DW00535	Redundant groundwater source	\$ 1,231,750		PF
159		D	C	Cold Creek Canyon HOA	NV0004000	168	56	10	35	DW00606	Storage rehabilitation	\$ 235,000		
160		D	C	Las Vegas Valley Water District - Blue Diamond Water System	NV0000010	214	122	9	34	DW01169	Replace aging mains, upgrade storage tanks, upgrade pump and power supply	\$ 3,475,000		
161		D	C	Steamboat Springs Water Works	NV0000282	900	295	8	33	DW01049	Transmission replacement	\$ 146,885		
162		D	C	Steamboat Springs Water Works	NV0000282	900	295	8	33	DW01050	Transmission replacement-Perlite & Tourmaline	\$ 1,892,192		
163		D	C	Pine View Estates HOA	NV0000172	450	210	8	33	DW01261	PER for development of a redundant well and Water Conservation Plan.	\$ 64,000		
164			C	Kingsbury GID	NV0000004	300	100	33	33	DW00585	Transmission replacement-Maryanne	\$ 11,050,836		
165			C	Mt. Charleston Water Company	NV0001015	335	22	32	32	DW00607	Redundant groundwater source	\$ 2,715,000		
166		D	C	Humboldt County - Gold Country	NV0003079	1,200	423	6	31	DW01001	Backup generator	\$ 125,854		
167			C	Kingsbury GID	NV0000004	90	30	31	31	DW00590	Transmission replacement-Summit	\$ 3,032,424		
168			C	Kingsbury GID	NV0000004	90	30	31	31	DW00594	Transmission replacement	\$ 1,073,323		

Priority Number	N ¹	D ²	C ³	Applicant	State ID	Project Population	Project Service Connections	Total Points	Revised Points	Application Number	Project Description	Project Cost Estimate	Special Funding	Funded ⁵
169			C	Las Vegas Valley Water District (LVVWD)	NV0000090	421	421	30	30	DW00494	New groundwater source	\$ 3,324,000		
170	N		C	Cold Creek Canyon HOA	NV0004000	168	56	30	30	DW01454	Construction of a New Storage Tank and Interior Re-coating of Existing Tank	\$ 1,776,754		
171		D	C	North Las Vegas, City of	NV0000175	274,000	103,335	4	29	DW00971	Conservation flushing equipment	\$ 3,522,100		
172		D	C	Steamboat Springs Water Works	NV0000282	900	295	3	28	DW01042	Valve Replacement	\$ 913,500		
173			C	Silver Knolls Mutual Water Company	NV0004021	200	64	28	28	DW00602	Storage rehabilitation	\$ 469,200		
174			C	Henderson, City of	NV0000076	114,175	114,175	23	23	DW01211	Replacement of water transmission main	\$ 1,880,000		F
175			C	Las Vegas Valley Water District (LVVWD)	NV0000090	350	250	23	23	DW00554	Transmission relocation	\$ 2,675,565		
176			C	Henderson, City of	NV0000076	343,486	106,369	21	21	DW01058	Service Lateral Replacement	\$ 99,339,554		F
177			C	Las Vegas Valley Water District (LVVWD)	NV0000090	421	421	21	21	DW00487	Security, SCADA, and system upgrades	\$ 721,500		
178			C	Silver Knolls Mutual Water Company	NV0004021	200	63	21	21	DW00536	Water meter replacement	\$ 225,473		
179			C	Hillcrest Manor Water Users Association	NV0000145	450	128	18	18	DW01113	Installation of water meters	\$ 802,750		
180			C	Verdi Meadows Utility Company, Inc.	NV0000196	500	171	11	11	DW00557	Security & Telemetry Improvements	\$ 500,000		
181			C	Verdi Meadows Utility Company, Inc.	NV0000196	430	171	10	10	DW00444	New storage	\$ 1,500,000		
182			C	Coyote Crossing Water Well Association (Fort Apache Ann NE Water Assoc.)	NV0000430	25	16	3	3	DW00628	Planning for transmission	\$ 50,000		
159	Class III Projects Subtotal											\$ 946,180,466		

Class IV: Refinance														
Priority Number	N ¹	D ²	C ³	Applicant	State ID	Project Population	Project Service Connections	Total Points	Revised Points	Application Number	Project Description	Project Cost Estimate	Special Funding	Funded ⁵
183		D	C	Canyon General Improvement District	NV0005056	1,325	502	1	26	DW01089	Refinance	\$ 350,000		
1	Class IV Projects Subtotal											\$ 350,000		

183 Nevada Drinking Water Priority List \$ 1,059,442,427

Projects must be ranked on the priority list in order to receive funding. Projects are ranked based on the highest priority to meet the enforceable requirements of the Federal Safe Drinking Water Act. The Nevada Division of Environmental Protection is authorized to make technical adjustments and bypass projects on the list that are not determined to be ready to proceed.⁶

Please reference our current Drinking Water Intended Use Plan on our website for more information:
<https://ndep.nv.gov/water/financing-infrastructure/state-revolving-fund-loans>

⁶Nevada Administrative Code (NAC) 445A.67567-NAC 445A.67573

	Amount*	Number of Systems	% of Systems
¹ New to the priority list	\$ 41,419,445	10	5.46%
² Meets state disadvantaged criteria for additional subsidy	\$ 647,380,154	150	81.97%
³ Community Water Systems (C)	\$ 1,057,454,714	181	98.91%
³ Non-transient, Noncommunity (NTNC)	\$ 1,987,713	2	1.09%
⁴ Emerging Contaminants (EC)	\$ 35,385,000	6	3.28%
⁴ Lead Service Line Grant Funding (LSL)	\$ 3,875,000	1	0.55%
⁵ Fully Funded (F) or Partially Funded (PF)	\$ 442,080,038	47	25.68%

*Sum of Amount oes not equal grand

Draft May 2026 Drinking Water Priority List

<https://ndep.nv.gov/water/financing-infrastructure/state-revolving-fund-loans>

Draft May 2026 Drinking Water Priority List

	Projects	Disadvantaged	Small Systems (less than 10,000)
Previous List	191	155	159
Added	10	9	9
Removed	18	14	17
Current List	183	150	151
		82.0%	82.5%

	Projects	Disadvantaged	Small Systems (less than 10,000)
Class I	4	4	3
Class II	19	17	15
Class III	159	128	132
Class IV	1	1	1
Current List	183	150	151



Draft May 2026 Drinking Water Priority List

NDEP may bypass a project on the priority list if NDEP determines the project is not ready to proceed, fails to file a letter of intent, or the applicant requests action to be deferred. (NAC 445A.67573)

- *Projects ready to proceed may bypass projects with a higher point score that are not ready to proceed.*
- *Written notice is given to systems being bypassed.*

Funded/Partially Funded	47 projects (25.68%)
All others	136 projects (74.32%)

As of April 29, 2026. Data subject to change.

Public Comments

Drinking Water Priority List moved to the Board for Financing Water Projects for adoption after comments.

Questions?

ndep-ofa@ndep.nv.gov