

**MEETING OF THE
STATE BOARD FOR FINANCING WATER PROJECTS**

Summary Minutes

Wednesday, February 1, 2017

2:00 PM

**901 S. Stewart St., 4th Floor, Great Basin Conference Room
Carson City, NV 89701**

Members Present:

Bruce Scott, Chairman
Steve Walker
Mike Workman

Staff Attending:

Katie Armstrong, DAG
Daralyn Dobson
My-Linh Nguyen
Michelle Stamates
Jason Cooper
Misti Gower
Kyle Casci

A. INTRODUCTION AND ROLL CALL (Non Action)

The meeting was started at 2:00 PM by Chairman Scott who invited Board members and others present to introduce themselves.

B. APPROVAL OF MINUTES - October 26, 2016 MEETING (For Possible Action)

Motion: Mr. Walker moved to accept the minutes as written. Mr. Workman seconded and the motion passed unanimously.

C. DRINKING WATER STATE REVOLVING FUND PROGRAM

1. Discussion and Possible Approval of Las Vegas Valley Water District DWSRF Loan (For Possible Action)

Ms. Dobson reviewed the available funding in the Drinking Water State Revolving Fund (DWSRF) Program. Currently there is \$46,600,000 in the fund and pending projects would require \$32,600,000, leaving \$14,000,000 unobligated.

Ms. Stamates presented, for possible board approval, a loan application from the Las Vegas Valley Water District. The Las Vegas Valley Water District (LVVWD or District) is a non-profit water supply agency that provides water to more than a million people in Southern Nevada and has been doing so since 1954. The District's mission is to provide world-class water service that is sustainable and cost effective. The LVVWD continually assesses the condition of its water production and distribution system infrastructure in order to forecast short- and long-term capital replacement needs. In August 2014, the LVVWD Board of Directors adopted the 2014 Resolution of Intent to Issue Bonds, which authorized the District to issue general obligation bonds in an amount not to exceed \$50 million for the purpose of financing water system improvement projects. In December 2014, the District entered into a DWSRF loan contract in the amount of \$20 million to support the Year One rehabilitation projects. Those projects included rehabilitation of the Fayle Reservoir, AC pipeline replacements, and service lateral replacements. In September 2016, the District entered into a second DWSRF loan in the amount of \$15 million to support the Year Two rehabilitation projects.

The projects in that plan included reservoir spray aeration additions, and vault, pipeline, and large meter replacements. Today, the District is requesting a third loan from the DWSRF for the Year Three plan in the amount of \$15 million to fund replacement of aging pipeline and appurtenant improvements necessary to maintain a safe and reliable water supply. The Division recommends that the Board approve a resolution committing an amount not to exceed \$15 million to the Las Vegas Valley Water District. The loan will be for a term not to exceed 20 years and at an annual interest rate of 62.5% of the appropriate Bond Buyer's Index. The Division and the Las Vegas Valley Water District will negotiate the terms and conditions of loan agreement.

Motion: Mr. Walker made a motion that the Board for Financing Water Projects approve a resolution for a loan in an amount not to exceed \$15 million to the Las Vegas Valley Water District. Mr. Workman seconded and the motion passed unanimously.

D. CAPITAL IMPROVEMENTS GRANT PROGRAM, DRINKING WATER STATE REVOLVING FUND & CLEAN WATER STATE REVOLVING FUND- PROJECTS & FUNDING SINCE PROGRAM INCEPTION- (Non Action)

Ms. Dobson presented 3 sets of map graphs displaying break downs for funding of water projects Statewide. The first set showed the projects by County as of December 2016 for the Capital Improvements Grant Program. The second displayed the projects by County as of December 2016 for the Drinking Water State Revolving Fund. The third set showed the projects by County as of December 2016 for the Clean Water State Revolving Fund. The combination of the grant program and both revolving funds is close to \$1 billion in funding for projects.

E. BOARD COMMENTS - (Non Action)

Mr. Walker stated he appreciated that the graphs displayed how funding has been disbursed in projects statewide. And, that doing so should deflect comments by people stating all funding for projects goes to Clark and Washoe Counties.

F. PUBLIC COMMENTS - (Non Action)

Ms. Stamates advised that the next board meeting should be in early June to approve the 2018 Priority List, prior to the end of the State's fiscal year on June 30th.

F. ADJOURNMENT

There being no other business, the Board meeting adjourned at 2:33 PM.

ATTACHMENTS

- ATTACHMENT 1: **Las Vegas Valley Water District**
- ATTACHMENT 2: **Capital Improvements Grant Program**
- ATTACHMENT 3: **Drinking Water State Revolving Fund**
- ATTACHMENT 4: **Clean Water State Revolving Fund**

ATTACHMENT 1

Las Vegas Valley Water District

**Board for Financing Water Projects Summary
Drinking Water State Revolving Fund
February 2017**

Applicant: Las Vegas Valley Water District
Project: System Rehabilitation/Replacement
DWSRF Loan Funds: \$15,000,000

GENERAL

The Division of Environmental Protection (Division) administers the Drinking Water State Revolving Fund (DWSRF) under the Nevada Revised Statutes (NRS) 445A.200 to 445A.295, inclusive. Regulations adopted by the State Environmental Commission pursuant to NRS 445A.270 describe how the Division administers the DWSRF. One of the requirements of the NRS pertaining to the DWSRF is that the Division shall not “commit any money in the account for the revolving fund for expenditure...without obtaining the prior approval of the board for financing water projects” (NRS 445A.265, subsection 3).

BACKGROUND

The Las Vegas Valley Water District (LVVWD or District) is a not-for-profit water supply agency that has been providing water to the Las Vegas Valley since 1954. The district helped build the area's water delivery system and now provides water to more than a million people in Southern Nevada. The District is a member agency of the Southern Nevada Water Authority, a regional organization that provides wholesale water treatment and delivery for the greater Las Vegas Valley and is responsible for acquiring and managing long-term water resources for Southern Nevada.

The District’s mission is to provide world-class water service in a sustainable, adaptive, and responsible manner through reliable and cost-effective systems. To ensure its water delivery system is efficiently operated and maintained, the District continually assesses the condition of its water production and distribution system infrastructure, forecasts short and long-term capital replacement needs, and implements programs to extend infrastructure life, improve operational efficiencies, and reduce costs. As a result, the District developed an Asset Management Plan (Plan) at an estimated cost of \$60 million.

In August 2014, the LVVWD Board of Directors adopted the 2014 Resolution of Intent to Issue Bonds, which authorized the District to issue general obligation bonds in an amount not to exceed \$50 million for the purpose of financing water system improvement projects. On December 1, 2014, the District entered into a DWSRF loan contract (DW1403) in the amount of \$20 million to support the Year One rehabilitation projects outlined in the Plan including: the Fayle Reservoir rehabilitation, AC Pipeline replacements, and service lateral replacements. On September 15, 2016, the District entered into its second DWSRF loan contract (DW1702) in the amount of \$15 million to support the Year Two rehabilitation projects outlined in the Plan including: reservoir spray aeration additions; and vault, pipeline, and large meter replacements.

PROJECTS

The District is requesting a third loan from the DWSRF for Year Three of the Plan in the amount of \$15 million to primarily fund the replacement of aging pipeline and appurtenant improvements necessary to maintain a safe and reliable water supply for Southern Nevada. This loan amount would be secured by the same bonds authorized under the 2014 Resolution. Year Three of the Plan includes the following projects and estimated costs:

Project Name	Approx LF of Pipe	Diam (in)	Cost per LF	Construction cost	Design	Overhead	Project Prioritization	Total Costs
Charleston Blvd 2300 Zone Discharge Pipeline Rehabilitation	3600	24	\$ 350	\$ 1,260,000	\$ 140,000	\$ 100,800	Rehabilitation	\$1,500,800
The Dales Subdivision Pipeline Replacements	27400	8 to 12	\$ 200	\$ 5,480,000	\$ 860,000	\$ 438,400	Rehabilitation	\$6,778,400
Elvis Presley Boulevard Pipeline Replacements	3000	12	\$ 250	\$ 750,000	\$ 75,000	\$ 60,000	Rehabilitation	\$885,000
Paradise Road Pipeline Replacement	2400	16	\$ 250	\$ 600,000	\$ 60,000	\$ 48,000	Rehabilitation	\$708,000
Large Meter Upgrades Including Vaults				\$ 3,500,000	\$ -	\$ 280,000	Rehabilitation	\$3,780,000
PLC Upgrade for the LVVWD Scada				\$ 750,000	\$ 200,000	\$ 50,000	Rehabilitation	\$1,000,000
Ronald Lane Pipeline Replacements	1300	8	\$ 200	\$ 260,000	\$ 26,000	\$ 20,800	Rehabilitation	\$306,800
TOTAL COSTS				\$ 12,600,000	\$ 1,361,000	\$ 998,000		\$14,959,000

Water Conservation

The Southern Nevada Water Authority (SNWA) was formed in 1991 by a cooperative agreement among seven water and wastewater agencies in Southern Nevada: Big Bend Water District, City of Boulder City, City of Henderson, City of Las Vegas, City of North Las Vegas, Clark County Water Reclamation District, and Las Vegas Valley Water District.

In May 2014, the Water Conservation Plan was updated and adopted by the SNWA Board of Directors. The SNWA works collaboratively with its member agencies to develop and implement regulations that promote water conservation. The 2014-2018 Plan continues the conservation goal to reach 199 GPCD by 2035.

Customers, Population and Growth

The number of residential service connections is currently 216,015 and the commercial connections total 138,108. The estimated population served by the District is 1,306,410. The pipeline, meters, and SCADA that will be rehabilitated serve the existing population, and any future growth would require the addition of facilities.

Environmental Review

Nevada Administrative Code (NAC) 445A.6758 to 445A.67612, inclusive, outlines the environmental review procedures to be followed by the Division of Environmental Protection (NDEP) to meet the requirements of the National Environmental Policy Act for the Drinking Water State Revolving Fund.

The project involves repairs and rehabilitation of existing system assets within the Las Vegas Valley Water District. NDEP determined that the project is eligible for a categorical exclusion under NAC 445A.67583 (2) (a), rehabilitation of an existing facility, and may be exempted from further substantive environmental review requirements. The project is also eligible for a categorical exclusion under NAC 445A.67583 (2) (e) because there is sufficient evidence that a significant effect on the quality of the environment is unlikely.

Permits

No permits are anticipated for this project.

FINANCIAL EVALUATION

The LVVWD is a financially viable operation with the ability to meet costs of continuing operations and maintenance.

Specific financial information for the applicant is as follows:

- Current ratio shows LVVWD is able to meet their current obligations (1.31 times).
- Earnings before interest and depreciation is +\$71,609,850. Unrestricted cash as of June 30, 2016 for the district is \$66,260,363.
- The District has authority to issue general obligation bonds for water projects. The District does not have any statutory debt limit. Bond covenants require net pledged revenues to be at least one times the average annual debt and provide a debt service reserve equal to one year. A general obligation bond will be issued to guarantee this loan equal to the amount of the loan. The credit rating agencies view the district favorably with high credit ratings on their existing outstanding debt.
- The 2017 priority list used \$50,903 as the Las Vegas area Median Household Income (MHI). This is currently below the State’s MHI of \$52,205 but not enough to qualify as disadvantaged.
- LVVWD has recently adjusted their rate structure to meet operating, maintenance, and debt service coverage. Rates are reviewed at least annually to ensure adequate cash to meet these requirements.

Technical, Managerial and Financial Capacity

LVVWD is in compliance with the requirements of the Safe Drinking Water Act. LVVWD is one of the largest utilities in the state and employs highly qualified individuals and certified water operators. The District has sophisticated asset management and long-term capital improvement plans.

DIVISION RECOMMENDATION

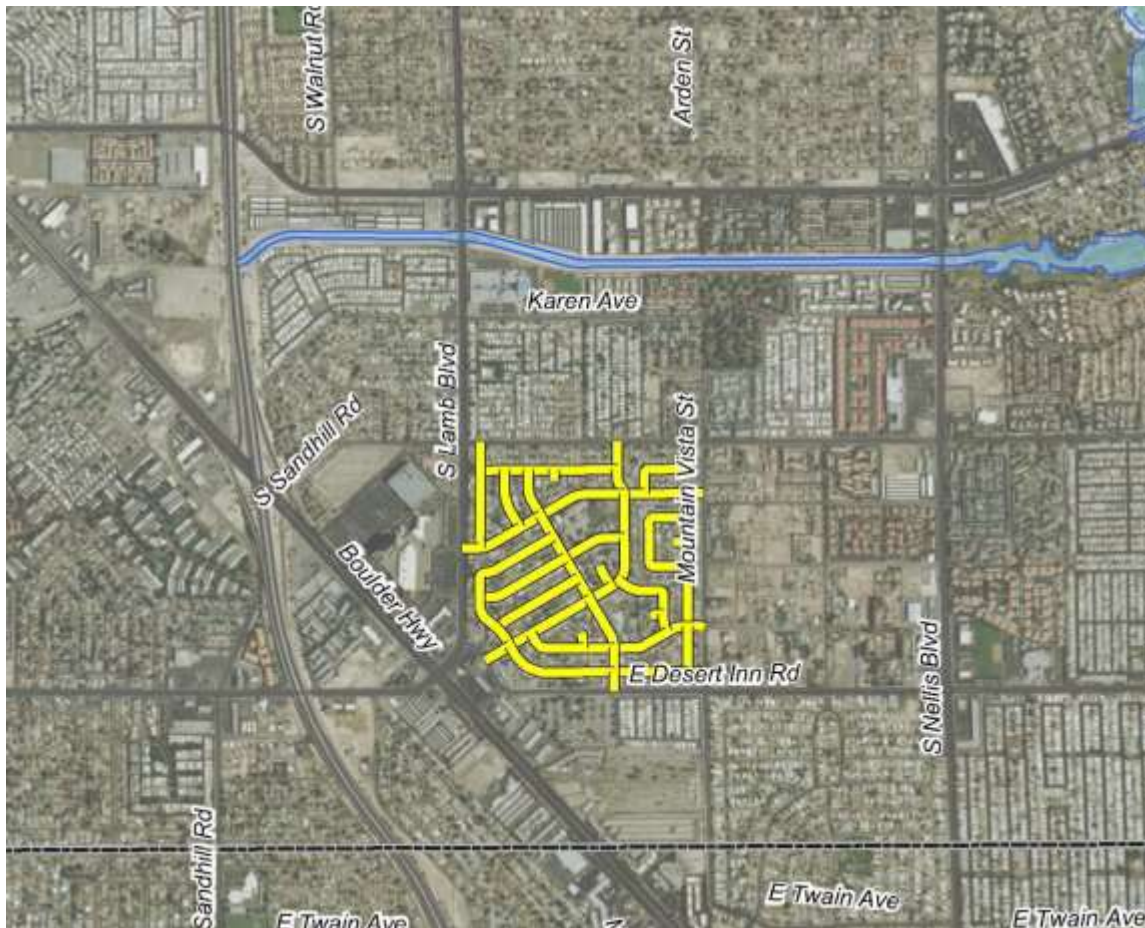
The Division recommends that the Board approve a resolution committing funds in an amount not to exceed \$15,000,000 to the Las Vegas Valley Water District. The loan will be for a term not to exceed 20 years and at an annual interest rate of 62.5% of the appropriate Bond Buyer’s Index. The Division and the Las Vegas Valley Water District will negotiate the terms and conditions of a loan agreement. A resolution is included with this staff report.

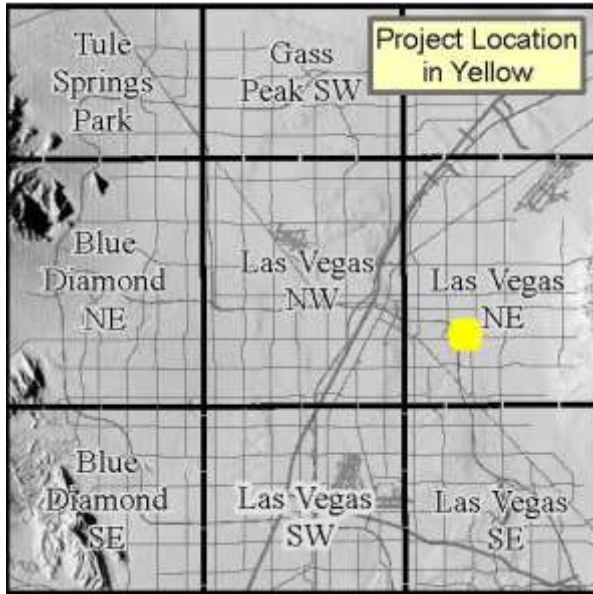
The following motion is suggested:

I make a motion that the Board for Financing Water Projects approve a resolution designated the “2-2017 Las Vegas Valley Water District Project Loan Commitment” for a loan commitment for the purpose of financing certain projects in an amount not to exceed \$15,000,000. The Division and the Las Vegas Valley Water District will negotiate the terms and conditions of a loan agreement.



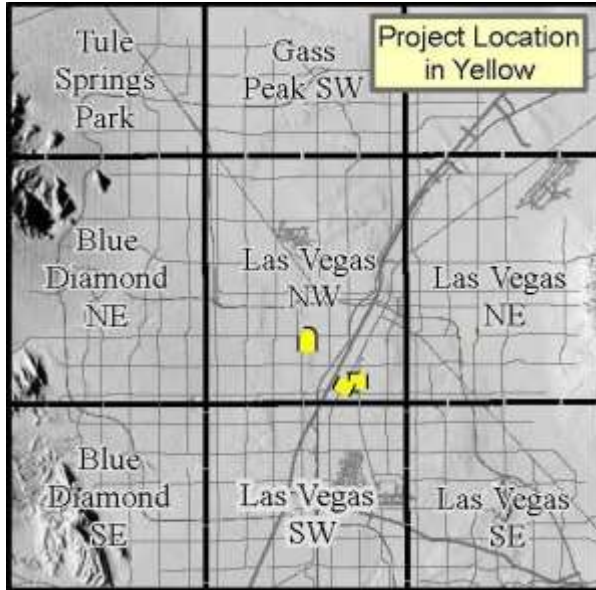
The Dales Subdivision – AC pipe to be replaced





Ronald Lane – AC pipe to be replaced





Charleston Blvd – pretensioned steel cylinder pipe to be replaced,
 Elvis Presley Blvd – AC pipe to be replaced, &
 Paradise Rd – AC pipe to be replaced



RESOLUTION
A RESOLUTION DESIGNATED THE "2-2017 LAS VEGAS VALLEY WATER DISTRICT PROJECT LOAN COMMITMENT RESOLUTION" TO APPROVE A LOAN COMMITMENT FOR THE PURPOSE OF FINANCING CERTAIN PROJECTS.

WHEREAS, the Board for Financing Water Projects (the "Board") of the State of Nevada (the "State") is authorized by Nevada Revised Statutes ("NRS") Chapter 445A.265 to approve the Division of Environmental Protection ("Division") prioritized lists of water projects and to approve the commitment of funds from the account for the revolving fund for loans to community water systems and non-transient water systems for costs of capital improvements required and made necessary pursuant to NRS 445A.800 to 445A.955, inclusive, by the Safe Drinking Water Act (42 U.S.C. §§ 300f *et seq.*) and by the regulations adopted pursuant thereto; and

WHEREAS, the Division has the responsibility of administering the Drinking Water State Revolving Fund program; and

WHEREAS, on October 26, 2016 the Board, pursuant to NRS 445A.265, approved the 2017 – Revision 1 Priority List of water projects eligible for loans from the account for the revolving fund under the Drinking Water State Revolving Fund; and

WHEREAS, the Las Vegas Valley Water District owns and operates a public water system in Las Vegas, Nevada; and

WHEREAS, the Las Vegas Valley Water District submitted a pre-application to the Division for funding a project to make improvements to the water system, which is hereinafter referred to as the "Project"; and

WHEREAS, the Project is included as Project #24 on the Year 2017 - Revision Priority List of water projects, which was approved by the Board on October 26, 2016; and

WHEREAS, the Las Vegas Valley Water District project is ready to proceed; and

WHEREAS, in connection with seeking a loan, the Las Vegas Valley Water District has submitted a written application (“Application”) pursuant to NAC 445A.67613 to the Division; and

WHEREAS, the Division has reviewed the Application including supporting material thereof, and has determined that the Las Vegas Valley Water District has the technical, managerial, and financial capability to manage and repay a loan for the Project; and

WHEREAS, the Division has taken all necessary and proper actions with respect to the Application as required pursuant to the regulations adopted by the State Environmental Commission (NAC 445A.6751 to 445A.67644, inclusive) pertaining to loan applications; and

WHEREAS, the Board must give prior approval before the Division may commit any money in the account for the revolving fund for expenditure for the purposes set forth in NRS 445A.275;

NOW, THEREFORE, BE IT RESOLVED, BY THE BOARD FOR FINANCING WATER PROJECTS OF THE STATE OF NEVADA:

Section 1. This Resolution shall be known as the “2-2017 Las Vegas Valley Water District Project Loan Commitment Resolution.”

Section 2. The terms and conditions for providing a loan to the Las Vegas Valley Water District shall be negotiated between the Las Vegas Valley Water District and the Division.

Section 3. Based on the review of the Application by the Division and based on the recommendation submitted by the Division to the Board concerning the Project, and subject to the provisions of Section 2 and 4 of this Resolution, the Board hereby approves a commitment of funds in the amount not to exceed \$15,000,000 from the account for the revolving fund in accordance with NRS 445A.265.

Section 4. The Board further recommends that the Division take all other necessary and appropriate actions to effectuate the provisions of this Resolution in accordance with NRS 445A.200 to 445A.295, inclusive, and the Regulations adopted pursuant thereto.

Section 5. This resolution shall be effective on its passage and approval.

PASSED, ADOPTED AND SIGNED FEBRUARY 1, 2017

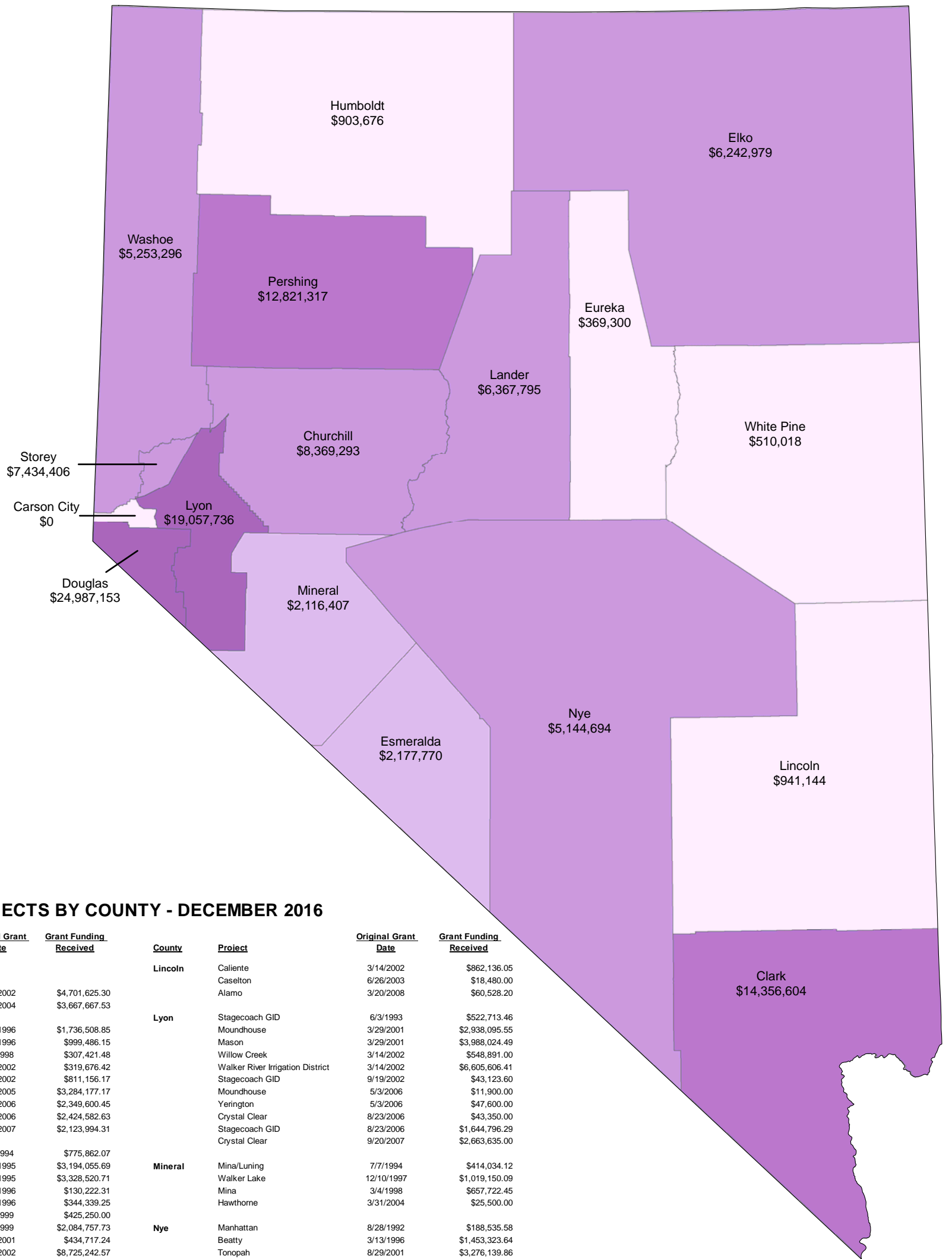
Chairman
Board for Financing Water Projects

Attest:

Advisor
Board for Financing Water Projects



ATTACHMENT 2

Capital Improvements Grant Program



PROJECTS BY COUNTY - DECEMBER 2016

County	Project	Original Grant Date	Grant Funding Received	County	Project	Original Grant Date	Grant Funding Received
Carson City	No Projects to Date			Lincoln	Caliente	3/14/2002	\$862,136.05
Churchill	Fallon	3/14/2002	\$4,701,625.30	Lincoln	Caselton	6/26/2003	\$18,480.00
	Churchill County	7/20/2004	\$3,667,667.53	Lincoln	Alamo	3/20/2008	\$60,528.20
Clark	Kyle Canyon	3/13/1996	\$1,736,508.85	Lyon	Stagecoach GID	6/3/1993	\$522,713.46
	Blue Diamond	10/9/1996	\$999,486.15	Lyon	Moundhouse	3/29/2001	\$2,938,095.55
	Mayfield	3/4/1998	\$307,421.48	Lyon	Mason	3/29/2001	\$3,988,024.49
	Bunkerville	6/26/2002	\$319,676.42	Lyon	Willow Creek	3/14/2002	\$548,891.00
	Kyle Canyon	6/26/2002	\$811,156.17	Lyon	Walker River Irrigation District	3/14/2002	\$6,605,606.41
	Bunkerville	1/27/2005	\$3,284,177.17	Lyon	Stagecoach GID	9/19/2002	\$43,123.60
	Searchlight	8/23/2006	\$2,349,600.45	Lyon	Moundhouse	5/3/2006	\$11,900.00
	Kyle Canyon	11/9/2006	\$2,424,582.63	Lyon	Yerington	5/3/2006	\$47,600.00
	Moapa	3/14/2007	\$2,123,994.31	Lyon	Crystal Clear	8/23/2006	\$43,350.00
Douglas	Round Hill GID	7/7/1994	\$775,862.07	Lyon	Stagecoach GID	8/23/2006	\$1,644,796.29
	Zephyr Water System	2/15/1995	\$3,194,055.69	Lyon	Crystal Clear	9/20/2007	\$2,663,635.00
	Cave Rock/Skyland	2/15/1995	\$3,328,520.71	Mineral	Mina/Luning	7/7/1994	\$414,034.12
	Uppaway/Boucher-Young	3/13/1996	\$130,222.31	Mineral	Walker Lake	12/10/1997	\$1,019,150.09
	China Springs	3/13/1996	\$344,339.25	Mineral	Mina	3/4/1998	\$657,722.45
	Round Hill GID	6/2/1999	\$425,250.00	Mineral	Hawthorne	3/31/2004	\$25,500.00
	Topaz Ranch Estates GID	6/2/1999	\$2,084,757.73	Nye	Manhattan	8/28/1992	\$188,535.58
	Round Hill GID	8/29/2001	\$434,717.24	Nye	Beatty	3/13/1996	\$1,453,323.64
	Kingsbury GID	6/26/2002	\$8,725,242.57	Nye	Tonopah	8/29/2001	\$3,276,139.86
	Cave Rock/Skyland	12/5/2002	\$955,030.37	Nye	Manhattan	10/19/2004	\$85,000.00
	Sierra Estates	12/16/2003	\$7,814.13	Nye	Beatty	5/3/2006	\$51,850.00
	Ridgeview	3/31/2004	\$32,000.00	Nye	Gabbs	3/14/2007	\$25,925.00
	Sheridan Acres	4/27/2005	\$1,495,520.54	Nye	Gabbs	6/19/2008	\$63,920.00
	Cave Rock	1/25/2006	\$437,222.31	Pershing	Imlay	12/10/1997	\$364,971.91
	Topaz Ranch Estates GID	11/9/2006	\$1,177,635.80	Pershing	Lovelock	6/26/2003	\$40,950.00
	Indian Hills GID	3/11/2010	\$901,420.00	Pershing	Pershing Co Water Cons Dist	9/18/2003	\$107,100.00
	Kingsbury GID	5/4/2016	\$537,542.19	Pershing	Lovelock	10/19/2004	\$2,614,259.22
Elko	West Wendover	3/29/2001	\$1,681,856.31	Pershing	Pershing Co Water Cons Dist	5/3/2006	\$1,385,122.67
	Jarbidge	3/29/2001	\$1,275,395.99	Pershing	Imlay	8/23/2006	\$396,677.63
	Montello	3/14/2002	\$1,124,988.70	Pershing	Pershing Co Water Cons Dist	5/3/2006	\$3,647,211.38
	Wells	12/5/2002	\$1,102,310.09	Pershing	Lovelock	12/13/2007	\$2,081,932.70
	Metropolis Irrigation District	6/26/2003	\$433,741.60	Pershing	Pershing Co Water Cons Dist	6/15/2009	\$2,183,091.32
	Metropolis Irrigation District	1/25/2006	\$489,467.41	Storey	Virginia City	8/28/1992	\$2,127,530.90
	Jackpot	7/24/2009	\$135,219.29	Storey	Canyon GID	3/29/2001	\$3,944,874.39
Esmeralda	Goldfield	6/13/2000	\$1,244,383.00	Storey	Virginia City	8/29/2001	\$1,362,000.64
	Silver Peak	3/29/2001	\$903,637.00	Washoe	Incline Village GID/Crystal Bay GID	4/7/1994	\$839,357.80
	Goldfield	8/4/2005	\$29,750.00	Washoe	Lemmon Valley	11/9/1994	\$633,990.15
	Goldfield	5/4/2016	\$0.00	Washoe	Horizon Hills GID	11/9/1994	\$163,493.43
Eureka	Devil's Gate GID	7/23/1997	\$369,299.86	Washoe	Gerlach	8/29/2001	\$996,612.54
Humboldt	Golconda	6/26/2003	\$20,400.00	Washoe	Sun Valley	12/5/2002	\$929,541.75
	Golconda	1/27/2005	\$883,275.57	Washoe	Heppner	3/31/2004	\$1,280,300.02
Lander	Kingston	12/3/1992	\$295,275.59	Washoe	Spanish Springs	1/27/2005	\$410,000.00
	Austin	12/3/1992	\$483,775.81	White Pine	McGill-Ruth	9/19/2002	\$476,017.99
	Kingston	3/29/2001	\$879,695.00	White Pine	Ruth	3/4/2009	\$34,000.00
	Battle Mountain	12/5/2002	\$2,918,418.67	Total			\$117,053,585.98
	Kingston	12/16/2003	\$23,205.00				
	Kingston	5/3/2006	\$1,523,774.49				
	Battle Mountain	12/13/2007	\$117,000.00				
	Austin	6/15/2009	\$126,650.00				



**Capital Improvements Grant Program
Board for Financing Water Projects**



PROJECTS BY COUNTY - DECEMBER 2016

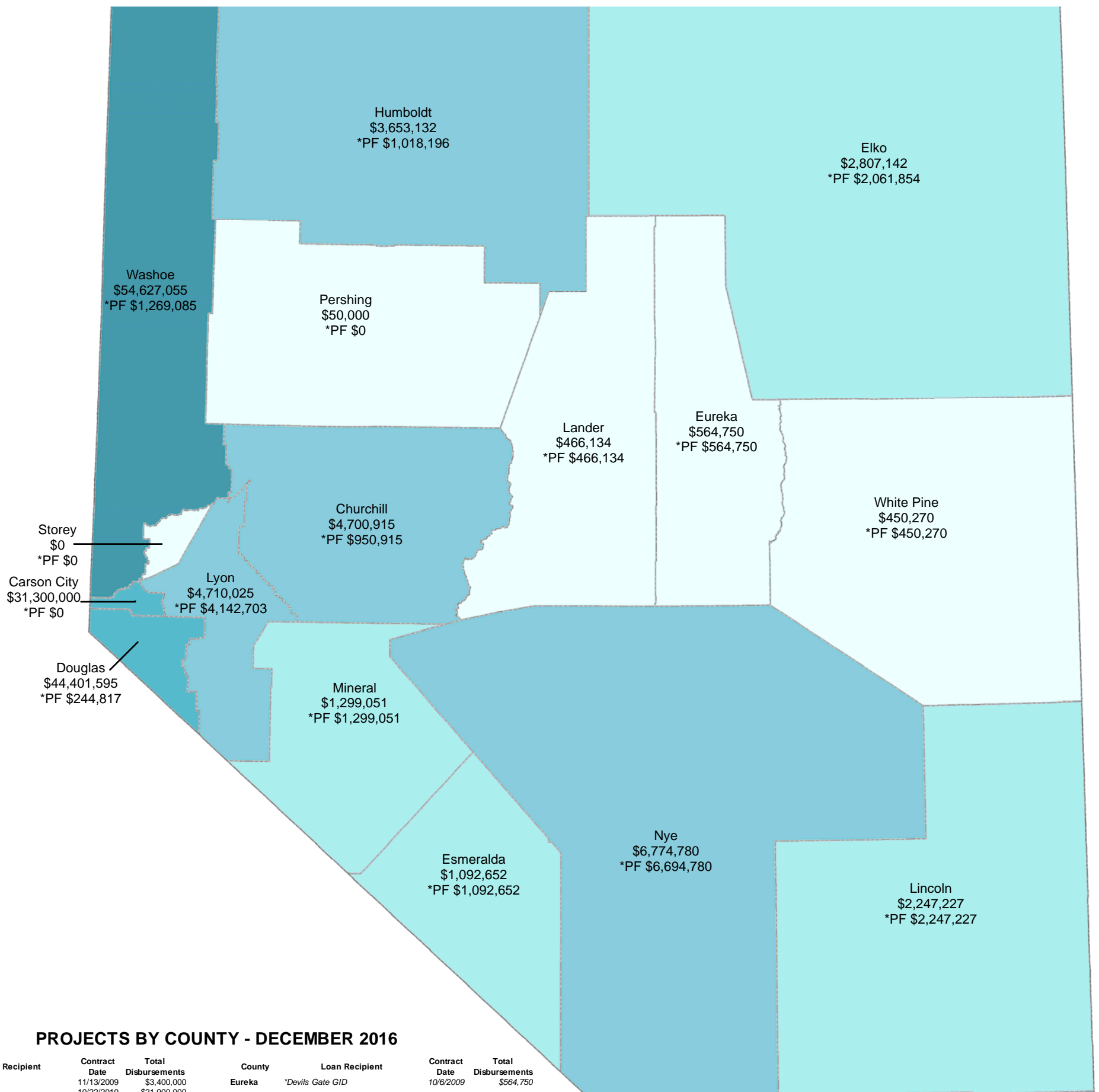
County	Project	Original Grant Date	Grant Funding Received	County	Project	Original Grant Date	Grant Funding Received
Carson City	No Projects to Date			Lincoln	Caliente	3/14/2002	\$862,136.05
Churchill	Fallon	3/14/2002	\$4,701,625.30	Lincoln	Caselton	6/26/2003	\$18,480.00
	Churchill County	7/20/2004	\$3,667,667.53	Lincoln	Alamo	3/20/2008	\$60,528.20
Clark	Kyle Canyon	3/13/1996	\$1,736,508.85	Lyon	Stagecoach GID	6/3/1993	\$522,713.46
	Blue Diamond	10/9/1996	\$999,486.15	Lyon	Moundhouse	3/29/2001	\$2,938,095.55
	Mayfield	3/4/1998	\$307,421.48	Lyon	Mason	3/29/2001	\$3,988,024.49
	Bunkerville	6/26/2002	\$319,676.42	Lyon	Willow Creek	3/14/2002	\$548,891.00
	Kyle Canyon	6/26/2002	\$811,156.17	Lyon	Walker River Irrigation District	3/14/2002	\$6,605,606.41
	Bunkerville	1/27/2005	\$3,284,177.17	Lyon	Stagecoach GID	9/19/2002	\$43,123.60
	Searchlight	8/23/2006	\$2,349,600.45	Lyon	Moundhouse	5/3/2006	\$11,900.00
	Kyle Canyon	11/9/2006	\$2,424,582.63	Lyon	Yerington	5/3/2006	\$47,600.00
	Moapa	3/14/2007	\$2,123,994.31	Lyon	Crystal Clear	8/23/2006	\$43,350.00
Douglas	Round Hill GID	7/7/1994	\$775,862.07	Lyon	Stagecoach GID	8/23/2006	\$1,644,796.29
	Zephyr Water System	2/15/1995	\$3,194,055.69	Lyon	Crystal Clear	9/20/2007	\$2,663,635.00
	Cave Rock/Skyland	2/15/1995	\$3,328,520.71	Mineral	Mina/Luning	7/7/1994	\$414,034.12
	Uppaway/Boucher-Young	3/13/1996	\$130,222.31	Mineral	Walker Lake	12/10/1997	\$1,019,150.09
	China Springs	3/13/1996	\$344,339.25	Mineral	Mina	3/4/1998	\$657,722.45
	Round Hill GID	6/2/1999	\$425,250.00	Mineral	Hawthorne	3/31/2004	\$25,500.00
	Topaz Ranch Estates GID	6/2/1999	\$2,084,757.73	Nye	Manhattan	8/28/1992	\$188,535.58
	Round Hill GID	8/29/2001	\$434,717.24	Nye	Beatty	3/13/1996	\$1,453,323.64
	Kingsbury GID	6/26/2002	\$8,725,242.57	Nye	Tonopah	8/29/2001	\$3,276,139.86
	Cave Rock/Skyland	12/5/2002	\$955,030.37	Nye	Manhattan	10/19/2004	\$85,000.00
	Sierra Estates	12/16/2003	\$7,814.13	Nye	Beatty	5/3/2006	\$51,850.00
	Ridgeview	3/31/2004	\$32,000.00	Nye	Gabbs	3/14/2007	\$25,925.00
	Sheridan Acres	4/27/2005	\$1,495,520.54	Nye	Gabbs	6/19/2008	\$63,920.00
	Cave Rock	1/25/2006	\$437,222.31	Pershing	Imlay	12/10/1997	\$364,971.91
	Topaz Ranch Estates GID	11/9/2006	\$1,177,635.80	Pershing	Lovelock	6/26/2003	\$40,950.00
	Indian Hills GID	3/11/2010	\$901,420.00	Pershing	Pershing Co Water Cons Dist	9/18/2003	\$107,100.00
	Kingsbury GID	5/4/2016	\$537,542.19	Pershing	Lovelock	10/19/2004	\$2,614,259.22
Elko	West Wendover	3/29/2001	\$1,681,856.31	Pershing	Pershing Co Water Cons Dist	5/3/2006	\$1,385,122.67
	Jarbidge	3/29/2001	\$1,275,395.99	Pershing	Imlay	8/23/2006	\$396,677.63
	Montello	3/14/2002	\$1,124,988.70	Pershing	Pershing Co Water Cons Dist	5/3/2006	\$3,647,211.38
	Wells	12/5/2002	\$1,102,310.09	Pershing	Lovelock	12/13/2007	\$2,081,932.70
	Metropolis Irrigation District	6/26/2003	\$433,741.60	Pershing	Pershing Co Water Cons Dist	6/15/2009	\$2,183,091.32
	Metropolis Irrigation District	1/25/2006	\$489,467.41	Storey	Virginia City	8/28/1992	\$2,127,530.90
	Jackpot	7/24/2009	\$135,219.29	Storey	Canyon GID	3/29/2001	\$3,944,874.39
Esmeralda	Goldfield	6/13/2000	\$1,244,383.00	Storey	Virginia City	8/29/2001	\$1,362,000.64
	Silver Peak	3/29/2001	\$903,637.00	Washoe	Incline Village GID/Crystal Bay GID	4/7/1994	\$839,357.80
	Goldfield	8/4/2005	\$29,750.00	Washoe	Lemmon Valley	11/9/1994	\$633,990.15
	Goldfield	5/4/2016	\$0.00	Washoe	Horizon Hills GID	11/9/1994	\$163,493.43
Eureka	Devil's Gate GID	7/23/1997	\$369,299.86	Washoe	Gerlach	8/29/2001	\$996,612.54
Humboldt	Golconda	6/26/2003	\$20,400.00	Washoe	Sun Valley	12/5/2002	\$929,541.75
	Golconda	1/27/2005	\$883,275.57	Washoe	Heppner	3/31/2004	\$1,280,300.02
Lander	Kingston	12/3/1992	\$295,275.59	Washoe	Spanish Springs	1/27/2005	\$410,000.00
	Austin	12/3/1992	\$483,775.81	White Pine	McGill-Ruth	9/19/2002	\$476,017.99
	Kingston	3/29/2001	\$879,695.00	White Pine	Ruth	3/4/2009	\$34,000.00
	Battle Mountain	12/5/2002	\$2,918,418.67	Total			\$117,053,585.98
	Kingston	12/16/2003	\$23,205.00				
	Kingston	5/3/2006	\$1,523,774.49				
	Battle Mountain	12/13/2007	\$117,000.00				
	Austin	6/15/2009	\$126,650.00				



**Capital Improvements Grant Program
Board for Financing Water Projects**

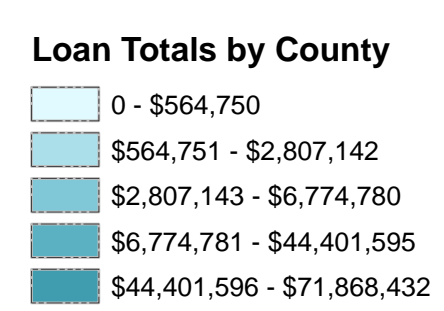
ATTACHMENT 3

Drinking Water State Revolving Fund



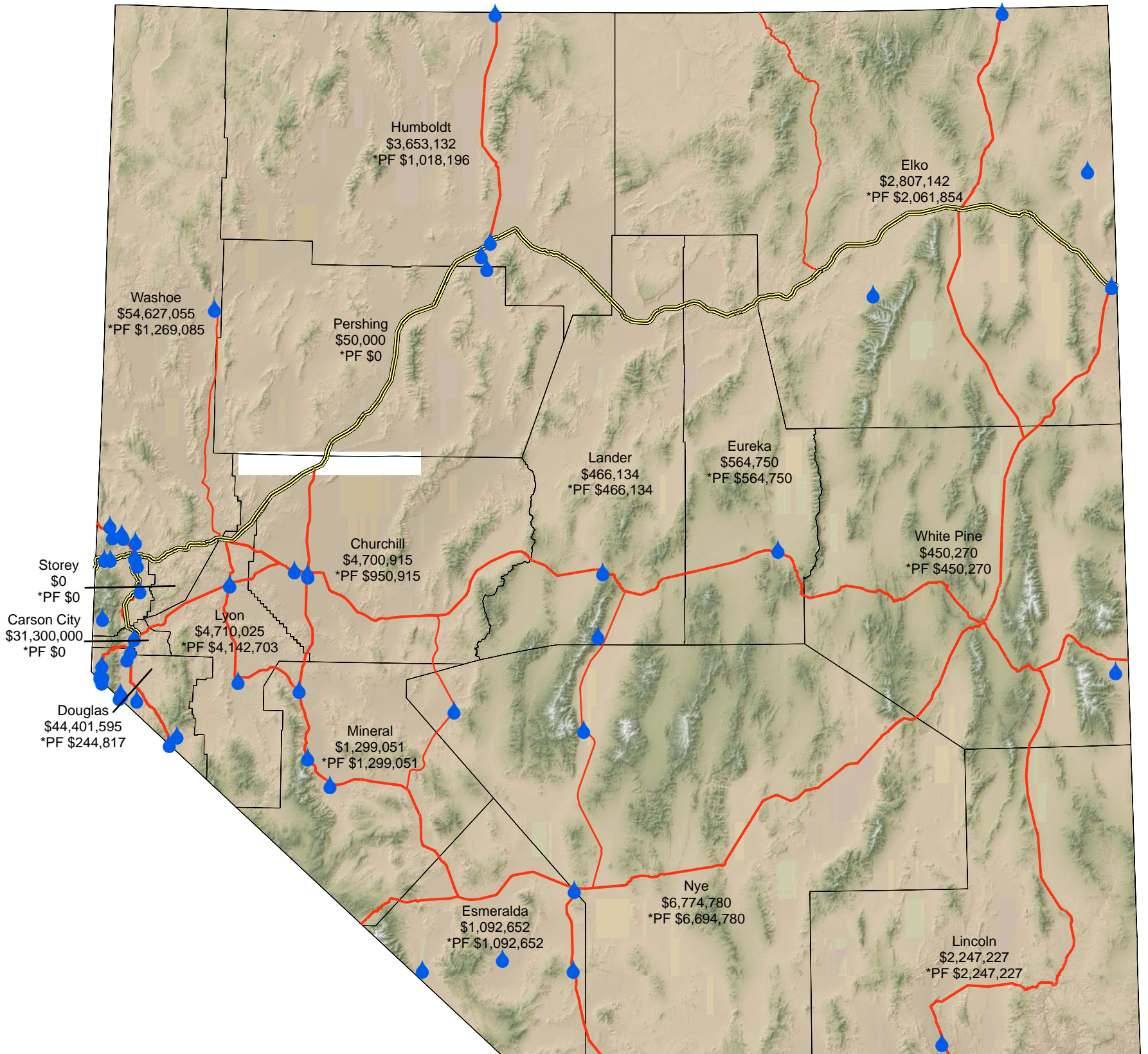
PROJECTS BY COUNTY - DECEMBER 2016

County	Loan Recipient	Contract Date	Total Disbursements	County	Loan Recipient	Contract Date	Total Disbursements
Carson City	Carson City	11/13/2009	\$3,400,000	Eureka	<i>*Devils Gate GID</i>	10/6/2009	\$564,750
	Carson City	10/22/2010	\$21,900,000		Humboldt	Winnemucca	6/21/2007
	Carson City	4/4/2014	\$6,000,000	Gold Country		7/1/2008	\$373,222
Churchill	Fallon	10/24/2002	\$2,000,000	<i>*McDermitt Water System</i>		7/14/2009	\$521,778
	Fallon	6/21/2007	\$1,750,000	Gold Country	3/29/2011	\$681,713	
	<i>*Tolas Waterworks</i>	9/30/2009	\$229,190	<i>*McDermitt Water System</i>	5/22/2014	\$496,418	
	<i>*Tolas Waterworks</i>	9/30/2009	\$490,810	Lander	<i>*Kingston</i>	10/29/2014	\$450,434
	<i>*Sage Valley MHP</i>	12/1/2009	\$139,665		<i>*Austin</i>	6/9/2016	\$15,700
	<i>*Sage Valley MHP</i>	11/4/2014	\$89,750	Lincoln	<i>*Alamo Sewer & Water GID</i>	8/20/2009	\$301,727
	<i>*Churchill Co/Casey Road MHP</i>	11/22/2016	\$1,500		<i>*Alamo Sewer & Water GID</i>	8/3/2010	\$1,945,500
Clark	Southern Nevada Water Auth	8/19/1999	\$12,269,695	Lyon	<i>*Silver Springs - Pleasant Spgs Prop</i>	5/11/2009	\$306,919
	Henderson	8/11/2000	\$5,500,000		<i>*Silver Springs Mutual Water Co</i>	8/17/2009	\$3,662,307
	Southern Nevada Water Auth	4/19/2001	\$10,000,000		Yerington	4/15/2011	\$567,322
	Indian Springs Sewage Co	11/30/2001	\$203,346		<i>*Silver Springs Mutual Water Co</i>	8/26/2015	\$173,477
	Big Bend Water District	4/28/2003	\$4,000,000	Mineral	<i>*Hawthorne Utilities</i>	7/14/2009	\$470,000
	Virgin Valley Water District	11/24/2003	\$4,000,000		<i>*Mineral Co/Schurtz Elem School</i>	7/21/2009	\$278,380
	Big Bend Water District	8/2/2004	\$3,197,729		<i>*Walker Lake GID</i>	11/16/2009	\$530,671
	Moapa Valley Water District	2/1/2008	\$1,500,000		<i>*Walker Lake GID</i>	3/2/2011	\$20,000
	Southern Nevada Water Auth	12/11/2009	\$2,214,457		<i>*Hawthorne Utilities</i>	12/16/2016	\$0
	<i>*LVVWD/Searchlight</i>	4/20/2011	\$400,000	Nye	<i>*Beatty Water & San District</i>	7/14/2009	\$2,912,624
	<i>*Roark HOA</i>	5/19/2011	\$207,000		Carver's Mobile Home Park	11/16/2009	\$80,000
	Frontier MHP (IGWT)	11/21/2011	\$200,000		<i>*Tonopah Public Utilities</i>	8/2/2011	\$1,060,760
	Las Vegas Valley Water District	12/1/2014	\$14,065,882		<i>*Nye Co/Gabbs</i>	11/29/2011	\$1,021,376
	Virgin Valley Water District	5/28/2015	\$12,475,500		<i>*Tonopah Public Utilities</i>	2/27/2013	\$1,700,000
	<i>*Roark HOA</i>	8/19/2015	\$56,812	Pershing	Dutchman Acres	1/5/2010	\$50,000
	<i>*Trout Canyon</i>	7/18/2016	\$33,339		Washoe	Steamboat Springs Water Works	6/15/2000
	Las Vegas Valley Water District	9/15/2016	\$1,544,671	Silver Knolls Mutual Water Co		8/11/2000	\$120,000
	<i>*North Las Vegas/Vans Oasis Mh</i>	9/29/2016	\$0	Country Terrace MHP		8/2/2002	\$355,398
	Douglas	Gardnerville Ranchos GID	8/17/2000	\$3,256,735		Incline Village GID	9/14/2004
Indian Hills GID		9/1/2000	\$608,065	Truckee Meadows Water Auth		6/9/2005	\$4,669,565
Kingsbury GID		3/28/2003	\$4,000,000	Washoe County		6/14/2005	\$14,463,000
Gardnerville Ranchos GID		8/19/2003	\$1,261,840	Sun Valley GID		6/2/2006	\$9,000,000
Indian Hills GID		10/1/2003	\$1,699,437	Three T Water Co		7/10/2007	\$268,552
Douglas Co/Sheridan Acres		12/21/2005	\$674,542	Sun Valley GID		7/10/2008	\$3,400,000
Round Hill GID		10/6/2006	\$620,084	Truckee Meadows Water Auth		8/14/2009	\$2,401,120
Kingsbury GID		11/30/2007	\$3,000,000	Truckee Meadows Water Auth		2/11/2010	\$4,381,614
Sierra Estates GID		9/17/2008	\$210,000	Incline Village GID		3/16/2012	\$3,000,000
Douglas Co/Cave Rock/Skyland		3/6/2009	\$2,365,037	Verdi Business Park		7/9/2012	\$635,200
Elk Point		4/20/2009	\$110,579	Steamboat Springs Water Works		4/25/2013	\$33,837
Topaz Lake Water Company		8/8/2009	\$775,823	<i>*Verdi Business Park</i>		3/24/2014	\$411,300
Douglas Co/Foothill/SID		2/11/2010	\$1,150,000	<i>*Gerlach GID</i>	4/25/2014	\$389,962	
Indian Hills GID		3/11/2010	\$1,105,630	<i>*Silver Knolls Mutual Water Co</i>	7/14/2014	\$467,823	
Kingsbury GID		6/9/2010	\$2,960,746	Truckee Meadows Water Auth	7/30/2015	\$8,898,932	
Douglas County/ZWUD	4/29/2011	\$1,000,000	White Pine	<i>*Baker GID</i>	4/4/2016	\$450,270	
Round Hill GID	7/29/2011	\$799,992		TOTAL		\$231,013,161	
Kingsbury GID	3/2/2012	\$11,000,000	<i>*Note: Loans in italics were Principal Forgiveness (PF) - no money repaid</i>				
Douglas Co/ZWUD	7/13/2012	\$1,037,111					
<i>*Douglas Co/Sierra Country Est</i>	10/29/2014	\$244,817					
Douglas Co/Sierra Country Est	10/29/2014	\$113,930					
Kingsbury	1/14/2015	\$6,000,000					
Topaz Ranch Estates GID	5/31/2016	\$407,227					
Elko	Lamoille Water Users	11/5/2008	\$745,288				
	<i>*Elko Co/Jackpot</i>	9/18/2009	\$556,558				
	<i>*West Wendover</i>	6/11/2012	\$1,126,435				
	<i>*Elko Co/Montello</i>	8/13/2013	\$378,861				
Esmeralda	<i>*Esmeralda Co/Dyer School</i>	10/8/2010	\$295,675				
	<i>*Esmeralda Co/Goldfield</i>	10/19/2010	\$414,106				
	<i>*Esmeralda Co/Goldfield</i>	8/13/2013	\$155,000				
	<i>*Esmeralda Co/Goldfield</i>	3/9/2015	\$109,761				
	<i>*Esmeralda Co/Silver Peak</i>	6/24/2016	\$53,900				
<i>*Esmeralda Co/Goldfield</i>	7/19/2016	\$64,210					



**Drinking Water State Revolving Fund
Board for Financing Water Projects**





PROJECTS BY COUNTY - DECEMBER 2016

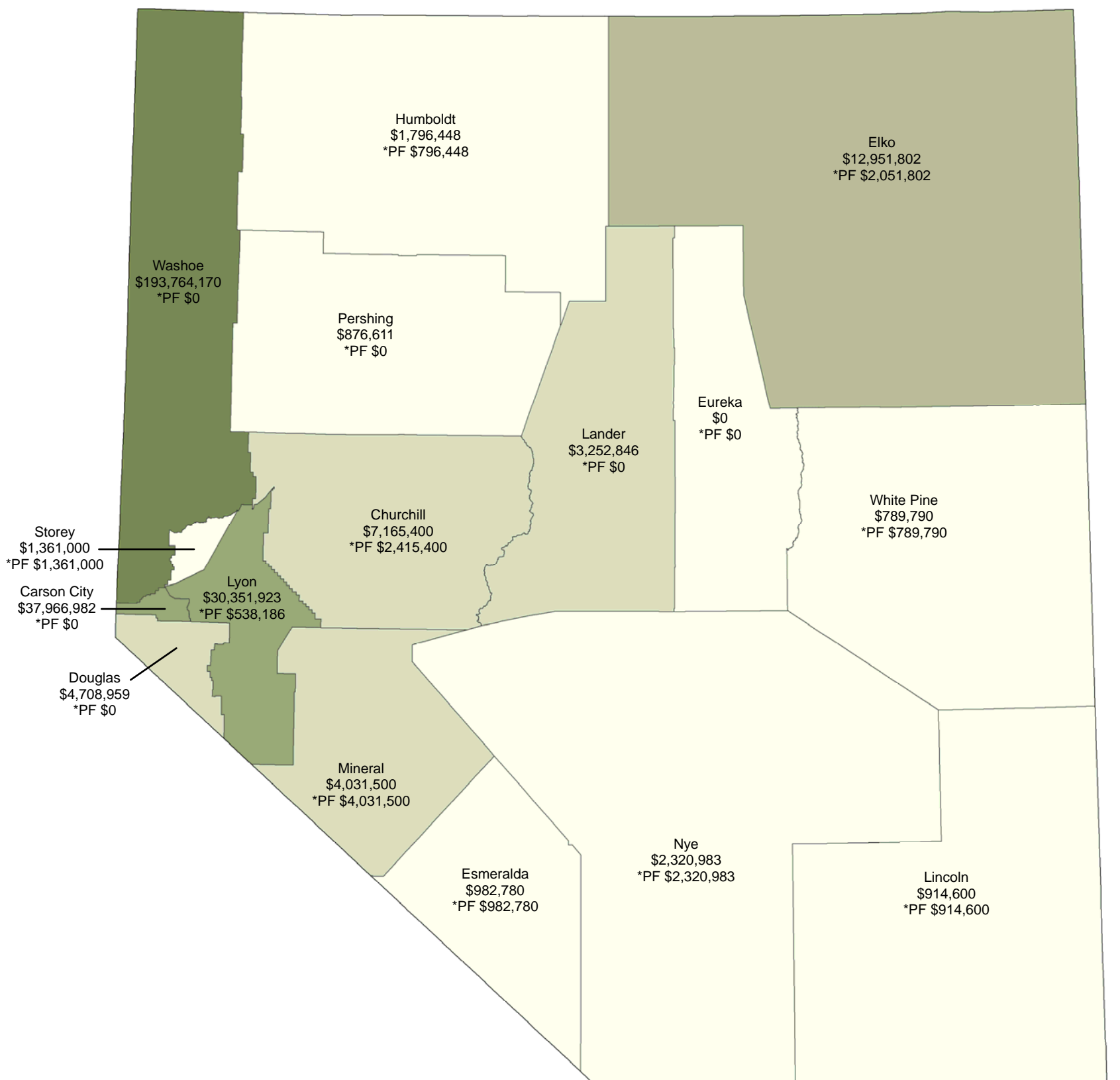
County	Loan Recipient	Contract Date	Total Disbursements	County	Loan Recipient	Contract Date	Total Disbursements
Carson City	Carson City	11/13/2009	\$3,400,000	Eureka	<i>*Devils Gate GID</i>	10/6/2009	\$564,750
	Carson City	10/22/2010	\$21,900,000		Humboldt	Winnemucca	6/21/2007
	Carson City	4/4/2014	\$6,000,000	Gold Country		7/1/2008	\$373,222
				*McDermitt Water System		7/14/2009	\$521,778
Churchill	Fallon	10/24/2002	\$2,000,000	Gold Country	3/29/2011	\$661,713	
	Fallon	6/21/2007	\$1,750,000	*McDermitt Water System	5/22/2014	\$496,418	
	*Tolas Waterworks	9/30/2009	\$229,190	Lander	*Kingston	10/29/2014	\$450,434
	*Tolas Waterworks	9/30/2009	\$490,810		*Austin	6/9/2016	\$15,700
	*Sage Valley MHP	12/1/2009	\$139,665	Lincoln	*Alamo Sewer & Water GID	8/20/2009	\$301,727
	*Sage Valley MHP	11/4/2014	\$89,750		*Alamo Sewer & Water GID	8/3/2010	\$1,945,500
	*Churchill Co/Casey Road MHP	11/22/2016	\$1,500	Lyon	*Silver Springs - Pleasant Spgs Prop	5/11/2009	\$306,919
			*Silver Springs Mutual Water Co		8/17/2009	\$3,662,307	
Clark	Southern Nevada Water Auth	8/19/1999	\$12,269,695		Yerington	4/15/2011	\$567,322
	Henderson	8/11/2000	\$5,500,000		*Silver Springs Mutual Water Co	8/26/2015	\$173,477
	Southern Nevada Water Auth	4/19/2001	\$10,000,000		Mineral	*Hawthorne Utilities	7/14/2009
	Indian Springs Sewage Co	11/30/2001	\$203,346	*Mineral Co/Schurtz Elem School		7/21/2009	\$278,380
	Big Bend Water District	4/28/2003	\$4,000,000	*Walker Lake GID		11/16/2009	\$530,671
	Virgin Valley Water District	11/24/2003	\$4,000,000	*Walker Lake GID		3/2/2011	\$20,000
	Big Bend Water District	8/2/2004	\$3,197,729	*Hawthorne Utilities	12/16/2016	\$0	
	Moapa Valley Water District	2/1/2008	\$1,500,000	Nye	*Beatty Water & San District	7/14/2009	\$2,912,624
	Southern Nevada Water Auth	12/11/2009	\$2,214,457		Carver's Mobile Home Park	11/16/2009	\$80,000
	*LVVWD/Searchlight	4/20/2011	\$400,000		*Tonopah Public Utilities	8/2/2011	\$1,060,780
	*Roark HOA	5/19/2011	\$207,000		*Nye Co/Gabbs	11/29/2011	\$1,021,376
	Frontier MHP (IGWT)	11/21/2011	\$200,000		*Tonopah Public Utilities	2/27/2013	\$1,700,000
	Las Vegas Valley Water District	12/1/2014	\$14,065,882	Pershing	Dutchman Acres	1/5/2010	\$50,000
Virgin Valley Water District	5/28/2015	\$12,475,500	Washoe		Steamboat Springs Water Works	6/15/2000	\$43,471
*Roark HOA	8/19/2015	\$56,812		Silver Knolls Mutual Water Co	8/11/2000	\$120,000	
*Trout Canyon	7/18/2016	\$33,339		Country Terrace MHP	8/2/2002	\$355,398	
Las Vegas Valley Water District	9/15/2016	\$1,544,671		Incline Village GID	9/14/2004	\$1,687,282	
*North Las Vegas/Vans Oasis MHP	9/29/2016	\$0		Truckee Meadows Water Auth	6/9/2005	\$4,669,565	
Douglas	Gardnerville Ranchos GID	8/17/2000		\$3,256,735	Washoe County	6/14/2005	\$14,463,000
	Indian Hills GID	9/1/2000		\$608,065	Sun Valley GID	6/2/2006	\$9,000,000
	Kingsbury GID	3/28/2003		\$4,000,000	Three T Water Co	7/10/2007	\$268,552
	Gardnerville Ranchos GID	8/19/2003		\$1,261,840	Sun Valley GID	7/10/2008	\$3,400,000
	Indian Hills GID	10/1/2003		\$1,699,437	Truckee Meadows Water Auth	8/14/2009	\$2,401,120
	Douglas Co/Sheridan Acres	12/21/2005		\$674,542	Truckee Meadows Water Auth	2/11/2010	\$4,381,614
	Round Hill GID	10/6/2006		\$620,084	Incline Village GID	3/16/2012	\$3,000,000
	Kingsbury GID	11/30/2007		\$3,000,000	Verdi Business Park	7/9/2012	\$635,200
	Sierra Estates GID	9/17/2008	\$210,000	Steamboat Springs Water Works	4/25/2013	\$33,837	
	Douglas Co/Cave Rock/Skyland	3/6/2009	\$2,365,037	*Verdi Business Park	3/24/2014	\$411,300	
	Elk Point	4/20/2009	\$110,579	*Gerlach GID	4/25/2014	\$389,962	
	Topaz Lake Water Company	8/8/2009	\$775,823	*Silver Knolls Mutual Water Co	7/14/2014	\$467,823	
	Douglas Co/Foothill/SID	2/11/2010	\$1,150,000	Truckee Meadows Water Auth	7/30/2015	\$8,898,932	
	Indian Hills GID	3/11/2010	\$1,105,630	White Pine	*Baker GID	4/4/2016	\$450,270
	Kingsbury GID	6/9/2010	\$2,960,746				
	Douglas County/ZWUD	4/29/2011	\$1,000,000				
	Round Hill GID	7/29/2011	\$799,992				
Kingsbury GID	3/2/2012	\$11,000,000					
Douglas Co/ZWUD	7/13/2012	\$1,037,111					
*Douglas Co/Sierra Country Est	10/29/2014	\$244,817					
Douglas Co/Sierra Country Est	10/29/2014	\$113,930					
Kingsbury	1/14/2015	\$6,000,000					
Topaz Ranch Estates GID	5/31/2016	\$407,227					
Elko	Lamoille Water Users	11/5/2008	\$745,288				
	*Elko Co/Jackpot	9/18/2009	\$556,558				
	*West Wendover	6/11/2012	\$1,126,435				
	*Elko Co/Montello	8/13/2013	\$378,861				
Esmeralda	*Esmeralda Co/Dyer School	10/8/2010	\$295,675				
	*Esmeralda Co/Goldfield	10/19/2010	\$414,106				
	*Esmeralda Co/Goldfield	8/13/2013	\$155,000				
	*Esmeralda Co/Goldfield	3/9/2015	\$109,761				
	*Esmeralda Co/Silver Peak	6/24/2016	\$53,900				
	*Esmeralda Co/Goldfield	7/19/2016	\$64,210				
TOTAL			\$231,013,161				

*Note: Loans in italics were Principal Forgiveness (PF) - no money repaid



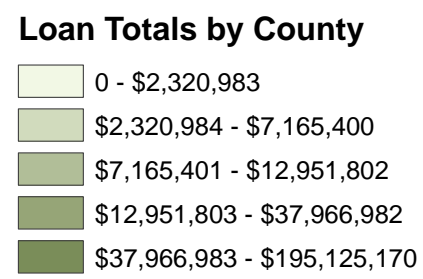

ATTACHMENT 4

Clean Water State Revolving Fund



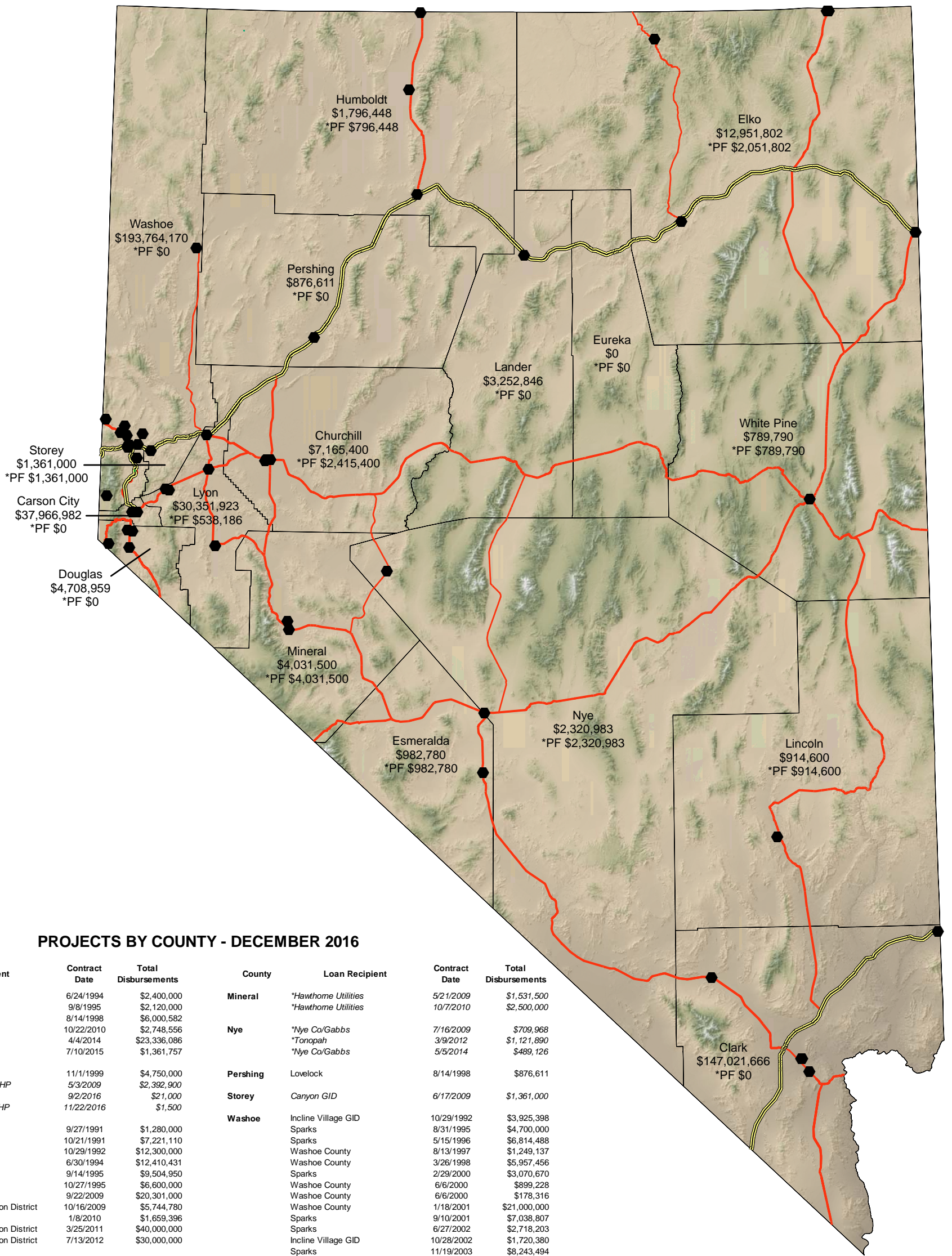
PROJECTS BY COUNTY - DECEMBER 2016

County	Loan Recipient	Contract Date	Total Disbursements	County	Loan Recipient	Contract Date	Total Disbursements
Carson City	Carson City	6/24/1994	\$2,400,000	Mineral	<i>*Hawthorne Utilities</i>	5/21/2009	\$1,531,500
	Carson City	9/8/1995	\$2,120,000		<i>*Hawthorne Utilities</i>	10/7/2010	\$2,500,000
	Carson City	8/14/1998	\$6,000,582	Nye	<i>*Nye Co/Gabbs</i>	7/16/2009	\$709,968
	Carson City	10/22/2010	\$2,748,556		<i>*Tonopah</i>	3/9/2012	\$1,121,890
	Carson City	4/4/2014	\$23,336,086		<i>*Nye Co/Gabbs</i>	5/5/2014	\$489,126
	Carson City	7/10/2015	\$1,361,757				
Churchill	Fallon	11/1/1999	\$4,750,000	Pershing	Lovelock	8/14/1998	\$876,611
	<i>*Churchill County/Oasis MHP</i>	5/3/2009	\$2,392,900		Storey	Canyon GID	6/17/2009
	<i>*Churchill Co/Pine Grove</i>	9/2/2016	\$21,000	Washoe		Incline Village GID	10/29/1992
	<i>*Churchill Co/Casey Rd MHP</i>	11/22/2016	\$1,500		Sparks	8/31/1995	\$4,700,000
Clark	Mesquite	9/27/1991	\$1,280,000		Sparks	5/15/1996	\$6,814,488
	Henderson	10/21/1991	\$7,221,110		Washoe County	8/13/1997	\$1,249,137
	Henderson	10/29/1992	\$12,300,000		Washoe County	3/26/1998	\$5,957,456
	Henderson	6/30/1994	\$12,410,431		Sparks	2/29/2000	\$3,070,670
	Henderson	9/14/1995	\$9,504,950		Washoe County	6/6/2000	\$899,228
	Mesquite	10/27/1995	\$6,600,000		Washoe County	6/6/2000	\$178,316
	Mesquite	9/22/2009	\$20,301,000		Washoe County	1/18/2001	\$21,000,000
	Clark Co Water Reclamation District	10/16/2009	\$5,744,780		Sparks	9/10/2001	\$7,038,807
	Henderson	1/8/2010	\$1,659,396	Sparks	6/27/2002	\$2,718,203	
	Clark Co Water Reclamation District	3/25/2011	\$40,000,000	Incline Village GID	10/28/2002	\$1,720,380	
Clark Co Water Reclamation District	7/13/2012	\$30,000,000	Sparks	11/19/2003	\$8,243,494		
Douglas	Indian Hills GID	9/1/1999	\$1,300,000	Reno	4/9/2004	\$46,523,205	
	Douglas County SID	5/25/2006	\$878,889	Washoe County	6/11/2004	\$3,000,000	
	Douglas County SID	8/28/2007	\$694,766	Reno	7/13/2004	\$10,919,947	
	Douglas County SID	4/11/2008	\$354,312	Reno	8/25/2004	\$15,690,010	
	Minden Gardnerville Sanitation District	10/27/2009	\$1,427,583	Sparks	4/19/2005	\$4,091,227	
	Douglas County	4/29/2016	\$53,410	Reno	7/27/2005	\$8,033,095	
Elko	Elko	12/2/1991	\$1,000,000	Sparks	9/28/2005	\$5,160,261	
	West Wendover	10/27/1992	\$2,500,000	Incline Village GID	3/29/2006	\$3,000,000	
	Elko Co/Jackpot	6/9/1994	\$900,000	Washoe County	8/25/2006	\$6,500,000	
	Elko	6/21/1994	\$2,500,000	Spark	11/9/2006	\$13,385,606	
	Elko	8/14/1998	\$4,000,000	Sparks	8/27/2009	\$2,509,299	
	West Wendover	6/25/2009	\$604,302	Sparks	8/27/2009	\$4,772,645	
	Elko Co/Jackpot	8/18/2009	\$1,100,000	<i>*Gerlach GID</i>	4/25/2014	\$111,682	
	<i>*Elko Co/Mountain City</i>	9/10/2012	\$347,500	Washoe County	8/18/2015	\$2,551,616	
				<i>*Washoe Co/Panther Valley</i>	12/6/2016	\$0	
	Esmeralda	<i>*Esmeralda Co/Goldfield</i>	7/7/2009	\$982,780	White Pine	<i>*Ely</i>	1/25/2010
Humboldt	Winnemucca	12/10/1991	\$1,000,000				
	<i>*McDermitt</i>	7/9/2009	\$284,647				
	<i>*Orovada GID</i>	3/2/2012	\$511,801				
Lander	Battle Mountain	12/21/2000	\$3,252,846	Total			\$450,257,461
Lincoln	Alamo Sewer & Water GID	5/26/2009	\$914,600				
Lyon	Fernley	10/28/1992	\$2,000,000				
	Yerington	10/29/1992	\$1,325,313				
	Silver Springs	7/10/2000	\$2,700,000				
	Lyon County	8/19/2005	\$15,980,733				
	<i>*Lyon Co/Dayton</i>	10/29/2014	\$500,000				
	Lyon Co/Dayton	10/29/2014	\$2,000,000				
	Fernley	8/6/2015	\$5,807,691				
	<i>*Fernley</i>	8/11/2016	\$0				
<i>*Lyon Co/Dayton</i>	9/19/2016	\$38,186					



Clean Water State Revolving Fund

**Note: Loans in italics were Principal Forgiveness (PF) - no money repaid*



PROJECTS BY COUNTY - DECEMBER 2016

County	Loan Recipient	Contract Date	Total Disbursements	County	Loan Recipient	Contract Date	Total Disbursements	
Carson City	Carson City	6/24/1994	\$2,400,000	Mineral	<i>Hawthorne Utilities</i>	5/21/2009	\$1,531,500	
	Carson City	9/8/1995	\$2,120,000		Mineral	<i>Hawthorne Utilities</i>	10/7/2010	\$2,500,000
	Carson City	8/14/1998	\$6,000,582	Nye	<i>Nye Co/Gabbs</i>	7/16/2009	\$709,968	
	Carson City	10/22/2010	\$2,748,556		Nye	<i>Tonopah</i>	3/9/2012	\$1,121,890
	Carson City	4/4/2014	\$23,336,086		Nye	<i>Nye Co/Gabbs</i>	5/5/2014	\$489,126
	Carson City	7/10/2015	\$1,361,757		Pershing	Lovelock	8/14/1998	\$876,611
Churchill	Fallon	11/1/1999	\$4,750,000	Storey		Canyon GID	6/17/2009	\$1,361,000
Churchill	<i>Churchill County/Oasis MHP</i>	5/3/2009	\$2,392,900	Washoe	Incline Village GID	10/29/1992	\$3,925,398	
	<i>Churchill Co/Pine Grove</i>	9/2/2016	\$21,000		Sparks	8/31/1995	\$4,700,000	
	<i>Churchill Co/Casey Rd MHP</i>	11/22/2016	\$1,500		Sparks	5/15/1996	\$6,814,488	
	Clark	Mesquite	9/27/1991		\$1,280,000	Washoe County	8/13/1997	\$1,249,137
Clark	Henderson	10/21/1991	\$7,221,110		Washoe County	3/26/1998	\$5,957,456	
	Henderson	10/29/1992	\$12,300,000		Sparks	2/29/2000	\$3,070,670	
	Henderson	6/30/1994	\$12,410,431		Washoe County	6/6/2000	\$899,228	
	Henderson	9/14/1995	\$9,504,950		Washoe County	6/6/2000	\$178,316	
	Mesquite	10/27/1995	\$6,600,000		Washoe County	1/18/2001	\$21,000,000	
	Mesquite	9/22/2009	\$20,301,000		Sparks	9/10/2001	\$7,038,807	
	Clark Co Water Reclamation District	10/16/2009	\$5,744,780	Sparks	6/27/2002	\$2,718,203		
	Henderson	1/8/2010	\$1,659,396	Incline Village GID	10/28/2002	\$1,720,380		
	Clark Co Water Reclamation District	3/25/2011	\$40,000,000	Sparks	11/19/2003	\$8,243,494		
	Clark Co Water Reclamation District	7/13/2012	\$30,000,000	Reno	4/9/2004	\$46,523,205		
Douglas	Indian Hills GID	9/1/1999	\$1,300,000	Washoe County	6/11/2004	\$3,000,000		
	Douglas County SID	5/25/2006	\$878,889	Reno	7/13/2004	\$10,919,947		
	Douglas County SID	8/28/2007	\$694,766	Reno	8/25/2004	\$15,690,010		
	Douglas County SID	4/11/2008	\$354,312	Sparks	4/19/2005	\$4,091,227		
	Minden Gardnerville Sanitation District	10/27/2009	\$1,427,583	Reno	7/27/2005	\$8,033,095		
	Douglas County	4/29/2016	\$53,410	Sparks	9/28/2005	\$5,160,261		
Elko	Elko	12/2/1991	\$1,000,000	Incline Village GID	3/29/2006	\$3,000,000		
	West Wendover	10/27/1992	\$2,500,000	Washoe County	8/25/2006	\$6,500,000		
	Elko Co/Jackpot	6/9/1994	\$900,000	Spark	11/9/2006	\$13,385,606		
	Elko	6/21/1994	\$2,500,000	Sparks	8/27/2009	\$2,509,299		
	Elko	8/14/1998	\$4,000,000	Sparks	8/27/2009	\$4,772,645		
	West Wendover	6/25/2009	\$604,302	<i>Gerlach GID</i>	4/25/2014	\$111,682		
	Elko Co/Jackpot	8/18/2009	\$1,100,000	Washoe County	8/18/2015	\$2,551,616		
	<i>Elko Co/Mountain City</i>	9/10/2012	\$347,500	<i>Washoe Co/Panther Valley</i>	12/6/2016	\$0		
	Esmeralda	<i>Esmeralda Co/Goldfield</i>	7/7/2009	\$982,780	White Pine	<i>Ely</i>	1/25/2010	\$789,790
	Humboldt	Winnemucca	12/10/1991	\$1,000,000	Total			\$450,257,461
<i>McDermitt</i>		7/9/2009	\$284,647					
<i>Orovada GID</i>		3/2/2012	\$511,801					
Lander	Battle Mountain	12/21/2000	\$3,252,846					
Lincoln	Alamo Sewer & Water GID	5/26/2009	\$914,600					
Lyon	Fernley	10/28/1992	\$2,000,000					
	Yerington	10/29/1992	\$1,325,313					
	Silver Springs	7/10/2000	\$2,700,000					
	Lyon County	8/19/2005	\$15,980,733					
	<i>Lyon Co/Dayton</i>	10/29/2014	\$500,000					
	Lyon Co/Dayton	10/29/2014	\$2,000,000					
	Fernley	8/6/2015	\$5,807,691					
	<i>Fernley</i>	8/11/2016	\$0					
	<i>Lyon Co/Dayton</i>	9/19/2016	\$38,186					

**Note: Loans in italics were Principal Forgiveness (PF) - no money repaid*

