

# **Appendix A**

## **Benthic Macroinvertebrate Data – Metric Values**



## Appendix A

StationID	CollDate	BenSam pID	RepN um	River	BasinID	CollMeth	Reference Status	DataSet	TotalInd	AmphPct	Baet2EphPct	BeckBI
CN	2001-08-28	464	0	Truckee	16050103	Ben-K-Ttl	Stressed	DEV	512	3.13	99.20	10
SS	1995-08-16	660	0	Truckee	16050103	Ben-H1000	unk	X	200	0.00	99.31	1
NB	1989-09-25	611	0	Truckee	16050103	Ben-S-Ttl	unk	X	93	7.53	0.00	3
LW	1993-11-10	537	0	Truckee	16050102	Ben-H1000	unk	X	419	0.00	55.56	4
MBD	2005-08-26	562	0	Truckee	16050103	Ben-K-Ttl	Stressed	DEV	549	0.18	87.74	11
SS	2004-09-13	670	0	Truckee	16050103	Ben-K-Ttl	Stressed	VAL	554	0.00	89.41	7
LW	2000-08-09	553	0	Truckee	16050102	Ben-H0500	unk	DEV	417	0.00	94.00	3
NV06-TR-2-BIO-2	2001-05-29	70	1	Truckee	16050102	Ben-01	unk	X_outsideindex	423	0.00	71.79	15
NV06-TR-5--BIO-5	2003-09-10	291	0	Truckee	16050102	Ben-01	Reference	DEV	576	2.26	94.48	6
SS	1990-10-10	643	0	Truckee	16050103	Ben-H1000	unk	X	593	25.63	33.33	3
NV08-CR-08-BIO-2	2002-07-09	148	0	Carson	16050201	Ben-01	Stressed	DEV	581	0.52	5.30	10
SS	1986-08-18	630	0	Truckee	16050103	Ben-Hess	unk	X	496	0.00	41.53	10
TRC	1989-03-30	683	0	Truckee	16050102	Ben-H1000	unk	X_outsideindex	487	5.54	60.00	2
SS	1988-10-28	636	0	Truckee	16050103	Ben-H1000	unk	X	391	2.30	98.37	3
LNX	2000-07-04	502	0	Truckee	16050103	Ben-S-Ttl	Stressed	DEV	480	0.00	91.86	8
NV08-CR-04-BIO-2	2002-07-10	136	0	Carson	16050201	Ben-01	Other	DEV	590	0.00	68.79	22
NIX	2003-08-27	621	0	Truckee	16050103	Ben-K-Ttl	Stressed	VAL	576	0.00	79.21	8
MCN	1991-11-01	587	0	Truckee	16050102	Ben-H1000	unk	X	26	3.85	22.22	2
MCN	1993-06-23	590	0	Truckee	16050102	Ben-H1000	unk	X	109	0.00	33.33	6
LW	1991-06-26	528	0	Truckee	16050102	Ben-H1000	unk	X	284	0.35	74.63	3
NIX	1981-06-30	615	0	Truckee	16050103	Ben-S-Ttl	unk	X	462	0.00	7.69	2
MCN	1987-03-17	568	0	Truckee	16050102	Ben-H1000	unk	X_outsideindex	482	0.00	46.53	7
SS	1989-10-20	640	0	Truckee	16050103	Ben-H1000	unk	X	294	19.73	89.47	2
NV08-CR-13-BIO8	2004-07-02	343	0	Carson	16050202	Ben-01	unk	DEV	550	0.00	46.08	17
NV08-CR-04-BIO-1	2004-07-16	297	1	Carson	16050201	Ben-01	Reference	X	539	0.00	89.69	22
LW	1988-10-28	519	0	Truckee	16050102	Ben-H1000	unk	X	55	0.00	50.00	2
SS	1993-06-23	653	0	Truckee	16050103	Ben-H1000	unk	X	79	5.06	100.00	0
NV09-WR-08-BIO-4	2002-10-18	125	0	Walker	16050301	Ben-01	Reference	VAL	506	0.20	55.97	13
TRC	1989-10-20	686	0	Truckee	16050102	Ben-H1000	unk	X	469	0.00	70.27	4
MCN	1989-04-03	576	0	Truckee	16050102	Ben-H1000	unk	X_outsideindex	279	1.08	82.78	5
SS	1994-10-04	658	0	Truckee	16050103	Ben-H1000	unk	X	280	0.00	87.04	5
LW	2000-11-02	554	0	Truckee	16050102	Ben-H0500	unk	VAL	446	0.00	95.21	2
FJR	2000-07-04	485	0	Truckee	16050103	Ben-S-Ttl	unk	VAL	503	0.00	77.30	12
I80	2004-09-01	496	0	Truckee	16050102	Ben-K-Ttl	Other	DEV	561	0.00	87.58	6
DO	1990-07-24	471	0	Truckee	16050103	Ben-S-Ttl	unk	X	564	9.57	57.01	5
SS	1986-04-28	629	0	Truckee	16050103	Ben-HD	unk	X_outsideindex	160	1.25	65.96	6
NV08-CR-13-BIO8	2004-07-02	343	1	Carson	16050202	Ben-01	unk	X	570	0.00	45.75	14
MBD	1996-08-01	560	0	Truckee	16050103	Ben-S-Ttl	unk	X	169	0.00	20.00	5
NV09-WR-04-BIO-2	2000-08-18	40	0	Walker	16050302	Ben-01	Reference	DEV	490	0.00	14.17	11
NV08-CR-10-BIO-5	2003-07-07	243	0	Carson	16050202	Ben-01	Other	DEV	570	0.35	94.42	7
NV08-CR-08-BIO-2	2001-06-19	10	0	Carson	16050201	Ben-01	Stressed	DEV	490	7.55	47.66	16
SS	1995-11-02	661	0	Truckee	16050103	Ben-H1000	unk	X	509	0.00	94.67	4
SS	1996-08-01	662	0	Truckee	16050103	Ben-S-Ttl	unk	X	514	0.00	64.81	6
NB	1996-08-01	612	0	Truckee	16050103	Ben-S-Ttl	unk	X	485	0.00	47.73	10

Appendix A

StationID	CollDate	BenSam pID	RepN um	River	BasinID	CollMeth	Reference Status	DataSet	TotalInd	AmphPct	Baet2EphPct	BeckBI
SS	1999-10-21	669	0	Truckee	16050103	Ben-H1000	unk	DEV	505	0.00	96.72	3
I80	1999-08-01	491	0	Truckee	16050102	Ben-S-Ttl	Stressed	DEV	461	0.00	95.28	5
DO	2000-11-18	477	0	Truckee	16050103	Ben-H0500	Stressed	DEV	435	0.00	78.69	6
NV08-CR-04-BIO-1	2002-07-01	157	0	Carson	16050201	Ben-01	Reference	DEV	509	0.00	87.00	20
TRC	1990-10-29	690	0	Truckee	16050102	Ben-H1000	unk	X	495	0.00	74.26	3
MCN	1987-06-23	569	0	Truckee	16050102	Ben-H1000	unk	X	513	0.00	92.00	2
SS	1987-12-11	632	0	Truckee	16050103	Ben-Hess	unk	X_outsideindex	500	0.00	67.65	8
CN	2005-08-23	468	0	Truckee	16050103	Ben-K-Ttl	Stressed	DEV	488	1.23	96.12	7
LW	1991-11-01	530	0	Truckee	16050102	Ben-H1000	unk	X	48	20.83	27.78	3
NV09-WR-09-BIO-2	2002-07-16	122	0	Walker	16050303	Ben-01	unk	VAL	590	10.17	72.63	7
CN	2003-08-26	466	0	Truckee	16050103	Ben-K-Ttl	Other	VAL	496	4.64	97.38	9
TRC	1994-12-29	706	0	Truckee	16050102	Ben-H1000	unk	X_outsideindex	492	0.00	83.91	4
CN	2000-07-04	463	0	Truckee	16050103	Ben-S-Ttl	Stressed	DEV	496	4.23	97.38	9
LW	1985-09-19	509	0	Truckee	16050102	Ben-HD	unk	X	583	1.03	0.00	4
NV08-CR-07-BIO-1	2001-06-28	57	0	Carson	16050201	Ben-01	Stressed	DEV	570	0.18	8.94	6
I80	1996-08-01	490	0	Truckee	16050102	Ben-S-Ttl	unk	X	580	0.00	96.55	6
SS	1989-03-30	637	0	Truckee	16050103	Ben-H1000	unk	X_outsideindex	376	2.39	44.44	2
DO	2001-03-13	478	0	Truckee	16050103	Ben-H0500	Stressed	X_outsideindex	264	0.00	100.00	3
MCN	1990-06-26	581	0	Truckee	16050102	Ben-H1000	unk	X	508	0.00	26.67	9
SS	1985-09-16	627	0	Truckee	16050103	Ben-HD	unk	X	85	1.18	63.64	4
FJR	2001-08-28	486	0	Truckee	16050103	Ben-S-Ttl	unk	DEV	541	0.18	97.35	9
NV08-CR-12-BIO-7	2004-06-17	342	0	Carson	16050202	Ben-01	Other	VAL	535	0.00	72.87	14
LW	1986-04-25	511	0	Truckee	16050102	Ben-HD	unk	X_outsideindex	366	0.00	20.55	12
NV08-CR-12-BIO-7	2001-06-12	12	0	Carson	16050202	Ben-01	Stressed	DEV	489	2.45	39.82	9
NV09-WR-04-BIO-3	2001-07-09	41	0	Walker	16050302	Ben-01	Stressed	DEV	599	0.00	67.53	11
TRC	1993-10-01	701	0	Truckee	16050102	Ben-H1000	unk	X	58	0.00	83.33	4
SS	1989-06-20	638	0	Truckee	16050103	Ben-H1000	unk	X	599	0.67	20.77	4
NV06-TR-2-BIO-2	2002-06-17	199	0	Truckee	16050102	Ben-01	Reference	DEV	527	0.00	89.04	12
TRC	1993-06-09	699	0	Truckee	16050102	Ben-H1000	unk	X	101	0.99	10.13	4
LNK	1999-08-01	501	0	Truckee	16050103	Ben-S-Ttl	Stressed	DEV	498	0.00	67.42	7
NV08-CR-01-BIO-1	2002-07-10	160	0	Carson	16050201	Ben-01	Other	DEV	544	0.00	88.73	24
MCN	1999-07-26	603	0	Truckee	16050102	Ben-H1000	unk	X	286	0.00	8.89	12
DO	2004-09-02	481	0	Truckee	16050103	Ben-K-Ttl	Stressed	VAL	514	3.89	90.34	9
MCN	1988-03-30	572	0	Truckee	16050102	Ben-H1000	unk	X_outsideindex	545	0.00	69.44	4
LW	1990-06-27	524	0	Truckee	16050102	Ben-H1000	unk	X	527	1.90	80.23	6
NV09-WR-04-BIO-2	2002-07-16	171	0	Walker	16050302	Ben-01	Stressed	VAL	513	0.00	13.77	7
NV06-TR-2-BIO-2	2004-09-17	438	0	Truckee	16050102	Ben-01	Reference	DEV	561	0.00	65.43	28
LNK	2004-09-02	506	0	Truckee	16050103	Ben-K-Ttl	Stressed	DEV	569	0.00	80.21	4
LW	1994-12-30	541	0	Truckee	16050102	Ben-H1000	unk	X_outsideindex	90	0.00	0.00	1
NV08-CR-10-BIO-5	2004-07-01	348	0	Carson	16050202	Ben-01	Stressed	DEV	543	0.00	81.00	10
TRC	1992-06-30	696	0	Truckee	16050102	Ben-H1000	unk	X	509	0.39	84.48	4
FJR	2003-08-26	488	0	Truckee	16050103	Ben-K-Ttl	unk	DEV	521	0.00	89.96	6
NV06-TR-6-BIO-6	2001-03-07	3	0	Truckee	16050102	Ben-01	unk	X_outsideindex	585	0.00	4.20	4
NV09-WR-04-BIO-4	2001-08-16	42	0	Walker	16050303	Ben-01	Other	DEV	558	0.18	16.95	12

## Appendix A

StationID	CollDate	BenSam pID	RepN um	River	BasinID	CollMeth	Reference Status	DataSet	TotalInd	AmphPct	Baet2EphPct	BeckBI
MCN	1990-03-22	580	0	Truckee	16050102	Ben-H1000	unk	X_outsideindex	256	0.00	97.86	5
TRC	1994-08-23	704	0	Truckee	16050102	Ben-H1000	unk	X	137	0.00	82.50	4
MCN	1994-03-29	593	0	Truckee	16050102	Ben-H1000	unk	X_outsideindex	468	0.21	18.18	7
TRC	2000-08-08	719	0	Truckee	16050102	Ben-H0500	unk	DEV	426	0.00	100.00	0
SS	1990-11-28	644	0	Truckee	16050103	Ben-H1000	unk	X	494	14.57	0.00	4
CN	1996-08-01	461	0	Truckee	16050103	Ben-S-Ttl	unk	X	572	0.00	92.25	7
MBD	1990-07-24	559	0	Truckee	16050103	Ben-S-Ttl	unk	X	550	30.73	20.00	5
LNX	1981-07-08	499	0	Truckee	16050103	Ben-S-Ttl	unk	X	534	0.00	4.45	4
NV08-CR-06-BIO-4	2001-06-20	7	0	Carson	16050201	Ben-01	Other	VAL	500	2.40	55.32	12
TRC	1986-04-25	676	0	Truckee	16050102	Ben-HD	unk	X_outsideindex	273	1.83	29.79	10
LW	1993-10-01	536	0	Truckee	16050102	Ben-H1000	unk	X	8	0.00	0.00	1
TRC	1996-10-25	709	0	Truckee	16050102	Ben-H1000	unk	X	257	0.00	90.00	2
MCN	1992-06-30	588	0	Truckee	16050102	Ben-H1000	unk	X	110	0.91	100.00	2
TRUCK2	2004-09-20	437	0	Truckee	16050102	Ben-01	unk	DEV	531	2.07	67.28	24
NV08-CR-04-BIO-1	2001-06-21	4	0	Carson	16050201	Ben-01	Other	DEV	500	0.00	63.51	24
TRC	1991-09-05	693	0	Truckee	16050102	Ben-H1000	unk	X	296	0.00	67.27	3
LW	1999-10-20	550	0	Truckee	16050102	Ben-H1000	unk	DEV	497	0.00	95.56	6
SS	1992-09-09	651	0	Truckee	16050103	Ben-H1000	unk	X	21	42.86	100.00	1
TRC	1991-06-26	692	0	Truckee	16050102	Ben-H1000	unk	X	579	2.59	6.76	4
Nv06-TR-4--BIO-3	2003-09-12	285	1	Truckee	16050102	Ben-01	Reference	X	555	0.18	78.68	8
SS	1991-06-26	646	0	Truckee	16050103	Ben-H1000	unk	X	176	5.11	42.11	3
NV09-WR-08-BIO-4	2001-07-23	36	0	Walker	16050301	Ben-01	Other	DEV	501	0.00	86.43	13
NV08-CR-01-BIO-1	2004-07-15	294	1	Carson	16050201	Ben-01	Other	X	550	0.00	92.34	32
SS	2005-08-22	671	0	Truckee	16050103	Ben-K-Ttl	Stressed	DEV	555	0.00	64.56	6
NV08-CR-09-BIO-3	2004-06-30	350	1	Carson	16050202	Ben-01	Stressed	X	581	0.00	75.98	12
NV09-WR-06-BIO-1	2002-10-17	123	0	Walker	16050301	Ben-01	Reference	DEV	520	0.00	96.53	7
I80	1981-08-01	489	0	Truckee	16050102	Ben-S-Ttl	unk	X	152	0.00	11.63	2
NB	2005-08-26	613	0	Truckee	16050103	Ben-K-Ttl	Stressed	VAL	536	0.00	85.87	8
MBD	1989-09-25	558	0	Truckee	16050103	Ben-S-Ttl	unk	X	92	10.87	0.00	3
NIX	2005-08-24	623	0	Truckee	16050103	Ben-K-Ttl	Stressed	DEV	576	0.00	79.53	6
LW	1986-08-18	512	0	Truckee	16050102	Ben-Hess	unk	X	492	0.00	53.16	10
MCN	1991-09-05	586	0	Truckee	16050102	Ben-H1000	unk	X	518	0.00	79.49	4
TRC	1988-08-29	681	0	Truckee	16050102	Ben-H1000	unk	X	190	0.53	41.46	3
SS	1997-07-10	665	0	Truckee	16050103	Ben-H1000	unk	X	253	0.00	80.00	6
LNX	2002-09-04	504	0	Truckee	16050103	Ben-K-Ttl	Stressed	VAL	515	4.85	83.28	11
SS	1990-06-26	642	0	Truckee	16050103	Ben-H1000	unk	X	561	5.70	90.28	4
TRC	1990-03-22	687	0	Truckee	16050102	Ben-H1000	unk	X_outsideindex	399	4.76	88.85	4
SS	1993-06-09	652	0	Truckee	16050103	Ben-H1000	unk	X	33	18.18	92.31	0
I80	2003-08-26	495	0	Truckee	16050102	Ben-K-Ttl	Other	DEV	491	0.00	96.73	7
NV09-WR-09-BIO-1	2000-08-16	43	0	Walker	16050303	Ben-01	Reference	X	167	1.20	44.44	11
MCN	1986-12-12	567	0	Truckee	16050102	Ben-H1000	unk	X_outsideindex	468	0.00	55.56	12
TRC	1988-06-22	680	0	Truckee	16050102	Ben-H1000	unk	X	231	2.16	55.56	4
NV08-CR-07-BIO-1	2003-07-08	241	0	Carson	16050201	Ben-01	Other	DEV	559	0.18	60.17	22
SS	1990-03-22	641	0	Truckee	16050103	Ben-H1000	unk	X_outsideindex	496	0.20	37.29	3

Appendix A

StationID	CollDate	BenSam pID	RepN um	River	BasinID	CollMeth	Reference Status	DataSet	TotalInd	AmphPct	Baet2EphPct	BeckBI
CN	1999-08-01	462	0	Truckee	16050103	Ben-S-Ttl	Stressed	VAL	512	0.00	95.65	7
MCN	2001-03-01	609	0	Truckee	16050102	Ben-H0500	unk	X_outsideindex	504	0.00	95.42	7
NV08-CR-06-BIO-2	2003-07-08	240	0	Carson	16050201	Ben-01	Other	DEV	528	1.14	16.67	7
LW	1994-03-29	538	0	Truckee	16050102	Ben-H1000	unk	X_outsideindex	577	0.00	20.00	3
LW	1989-04-03	520	0	Truckee	16050102	Ben-H1000	unk	X_outsideindex	508	18.50	100.00	3
TRC	1985-09-17	673	0	Truckee	16050102	Ben-HD	unk	X	144	0.00	0.00	5
MCN	1986-05-14	565	0	Truckee	16050102	Ben-HD	unk	X_outsideindex	191	0.00	2.50	15
NV06-TR-2-BIO-2	2005-08-30	69	6	Truckee	16050102	Ben-01	unk	X	213	0.00	89.04	12
AH	1996-08-01	457	0	Truckee	16050102	Ben-S-Ttl	unk	X	483	0.00	51.69	7
MBD	1981-06-23	557	0	Truckee	16050103	Ben-S-Ttl	unk	X	502	1.00	20.45	4
LW	1991-04-02	527	0	Truckee	16050102	Ben-H1000	unk	X_outsideindex	111	0.00	91.09	3
TRC	1989-06-20	684	0	Truckee	16050102	Ben-H1000	unk	X	600	5.50	44.39	3
NV08-CR-04-BIO-1	2003-07-15	228	0	Carson	16050201	Ben-01	Other	DEV	519	0.00	75.28	22
SS	1991-04-02	645	0	Truckee	16050103	Ben-H1000	unk	X_outsideindex	142	8.45	91.30	3
MCN	1985-09-19	563	0	Truckee	16050102	Ben-HD	unk	X	489	0.00	0.29	10
NV06-TR-6-BIO-6	2002-10-14	138	0	Truckee	16050102	Ben-01	Reference	DEV	478	2.09	47.96	8
NV08-CR-08-BIO-2	2004-06-30	349	1	Carson	16050201	Ben-01	Stressed	X	528	0.19	31.21	7
WB	1989-09-25	723	0	Truckee	16050103	Ben-S-Ttl	unk	X	498	56.22	100.00	2
NV08-CR-12-BIO-7	2003-07-05	245	0	Carson	16050202	Ben-01	Other	DEV	487	0.21	41.82	13
NV08-CR-11-BIO-6	2001-06-20	58	0	Carson	16050202	Ben-01	Stressed	VAL	480	0.00	49.48	11
NV08-CR-06-BIO-2	2002-07-10	159	0	Carson	16050201	Ben-01	Stressed	DEV	484	5.37	100.00	4
MCN	1987-12-29	571	0	Truckee	16050102	Ben-H1000	unk	X_outsideindex	309	0.65	84.00	6
LW	2000-03-29	552	0	Truckee	16050102	Ben-H0500	unk	X_outsideindex	407	0.00	89.68	8
LW	1988-06-23	517	0	Truckee	16050102	Ben-H1000	unk	X	53	0.00	100.00	1
MCN	1989-10-20	579	0	Truckee	16050102	Ben-H1000	unk	X	312	0.00	96.00	7
MCN	1991-04-02	584	0	Truckee	16050102	Ben-H1000	unk	X_outsideindex	104	0.00	82.56	3
NV06-TR-2-BIO-1	2005-08-30	22	0	Truckee	16050102	Ben-01	unk	DEV	498	0.00	77.57	33
I80	2001-08-28	493	0	Truckee	16050102	Ben-S-Ttl	Stressed	DEV	543	0.00	96.04	9
LW	1990-11-28	526	0	Truckee	16050102	Ben-H1000	unk	X	56	1.79	18.18	3
TRC	1999-07-27	715	0	Truckee	16050102	Ben-H1000	unk	DEV	487	0.00	96.53	5
TRC	1986-08-18	677	0	Truckee	16050102	Ben-Hess	unk	X	493	0.00	93.33	5
NV06-TR-2-BIO-1	2003-09-15	289	1	Truckee	16050102	Ben-01	Reference	X	523	0.19	83.82	25
MCN	1986-08-12	566	0	Truckee	16050102	Ben-Hess	unk	X	596	0.00	8.09	13
LW	1998-01-12	546	0	Truckee	16050102	Ben-H1000	unk	X_outsideindex	396	0.00	97.19	6
NV08-CR-05-BIO-3	2001-06-19	6	0	Carson	16050201	Ben-01	Stressed	VAL	546	0.00	34.52	15
NIX	2001-08-21	619	0	Truckee	16050103	Ben-K-Ttl	Stressed	DEV	569	0.18	75.71	10
SS	1998-03-12	666	0	Truckee	16050103	Ben-H1000	unk	X_outsideindex	114	0.00	97.20	4
MCN	1991-06-26	585	0	Truckee	16050102	Ben-H1000	unk	X	175	0.00	56.60	4
MCN	1993-11-10	592	0	Truckee	16050102	Ben-H1000	unk	X	288	0.00	0.00	2
SS	1999-07-27	668	0	Truckee	16050103	Ben-H1000	unk	X	347	0.00	80.52	2
TRC	1998-07-30	713	0	Truckee	16050102	Ben-H1000	unk	X	106	0.00	98.70	2
LW	1985-12-17	510	0	Truckee	16050102	Ben-HD	unk	X_outsideindex	341	2.93	50.00	3
TRC	1993-11-10	702	0	Truckee	16050102	Ben-H1000	unk	X	467	0.00	95.08	4
NV08-CR-05-BIO-3	2002-07-14	137	0	Carson	16050201	Ben-01	Other	DEV	514	0.00	56.14	15

Appendix A

StationID	CollDate	BenSam pID	RepN um	River	BasinID	CollMeth	Reference Status	DataSet	TotalInd	AmphPct	Baet2EphPct	BeckBI
NV08-CR-05-BIO-3	2004-06-29	299	1	Carson	16050201	Ben-01	Reference	X	527	0.00	60.34	25
MCN	1995-11-06	595	0	Truckee	16050102	Ben-H1000	unk	X	517	0.00	4.17	4
SS	1993-11-10	655	0	Truckee	16050103	Ben-H1000	unk	X	158	0.00	65.52	6
TRC	1995-11-01	708	0	Truckee	16050102	Ben-H1000	unk	X	452	0.00	41.18	6
NIX	2004-09-01	622	0	Truckee	16050103	Ben-K-Ttl	Stressed	DEV	507	5.52	65.17	9
MCN	1997-10-15	599	0	Truckee	16050102	Ben-H1000	unk	X	504	0.00	66.67	8
TRC	2002-02-07	722	0	Truckee	16050102	Ben-H0500	unk	X_outsideindex	484	0.00	86.26	4
DO	2000-03-29	473	0	Truckee	16050103	Ben-H0500	Stressed	X_outsideindex	498	0.00	83.28	6
TRC	1994-03-29	703	0	Truckee	16050102	Ben-H1000	unk	X_outsideindex	380	0.00	94.54	2
MCN	2000-06-27	606	0	Truckee	16050102	Ben-H0500	unk	X	327	0.00	50.00	10
NV08-CR-05-BIO-3	2004-06-29	299	0	Carson	16050201	Ben-01	Reference	DEV	593	0.00	68.49	28
TRC	1988-10-28	682	0	Truckee	16050102	Ben-H1000	unk	X	366	0.55	85.71	5
TRC	1987-03-16	678	0	Truckee	16050102	Ben-H1000	unk	X_outsideindex	496	0.20	96.55	7
NV09-WR-03-BIO-1	2001-07-11	39	0	Walker	16050302	Ben-01	Other	VAL	545	0.00	81.93	7
NV08-CR-09-BIO-3	2001-06-14	11	0	Carson	16050202	Ben-01	Other	VAL	500	0.00	85.31	10
NV06-TR-2-BIO-2	2003-09-12	284	0	Truckee	16050102	Ben-01	Reference	DEV	525	0.00	90.05	21
LW	1996-10-23	544	0	Truckee	16050102	Ben-H1000	unk	X	471	0.00	100.00	1
NV08-CR-11-BIO-6	2002-06-20	152	0	Carson	16050202	Ben-01	Reference	DEV	573	0.00	87.39	6
LNx	2003-08-27	505	0	Truckee	16050103	Ben-K-Ttl	Stressed	DEV	519	0.77	85.59	10
LW	1993-06-09	535	0	Truckee	16050102	Ben-H1000	unk	X	78	0.00	25.49	7
TRC	1998-10-20	714	0	Truckee	16050102	Ben-H1000	unk	X	185	0.00	91.30	3
MCN	1993-10-01	591	0	Truckee	16050102	Ben-H1000	unk	X	54	0.00	0.00	1
NV06-TR-2-BIO-1	2003-09-15	289	0	Truckee	16050102	Ben-01	Reference	DEV	596	0.84	76.44	28
SS	1994-08-24	657	0	Truckee	16050103	Ben-H1000	unk	X	495	0.00	79.59	4
I80	2005-08-22	497	0	Truckee	16050102	Ben-K-Ttl	Stressed	DEV	511	0.00	68.01	8
MCN	1999-10-20	604	0	Truckee	16050102	Ben-H1000	unk	DEV	574	0.00	60.00	10
NV09-WR-06-BIO-1	2002-10-17	34	0	Walker	16050301	Ben-01	Reference	DEV	567	0.00	96.88	14
TRC	1999-10-21	716	0	Truckee	16050102	Ben-H1000	unk	DEV	507	0.00	81.32	4
TRC	1992-03-24	695	0	Truckee	16050102	Ben-H1000	unk	X_outsideindex	7	0.00	100.00	1
SS	1985-12-17	628	0	Truckee	16050103	Ben-HD	unk	X_outsideindex	269	6.69	100.00	3
Nv06-TR-4--BIO-3	2000-09-08	21	0	Truckee	16050102	Ben-01	unk	X	53	0.00	0.00	2
DO	1981-07-01	469	0	Truckee	16050103	Ben-S-Ttl	unk	X	482	0.00	10.12	3
TRC	2000-06-23	718	0	Truckee	16050102	Ben-H0500	unk	DEV	479	0.00	34.52	3
SS	1994-12-22	659	0	Truckee	16050103	Ben-H1000	unk	X_outsideindex	152	1.32	39.29	4
MCN	1998-07-31	601	0	Truckee	16050102	Ben-H1000	unk	X	148	0.00	26.09	13
I80	2002-09-04	494	0	Truckee	16050102	Ben-K-Ttl	Stressed	VAL	494	0.40	98.53	7
TRC	1994-10-12	705	0	Truckee	16050102	Ben-H1000	unk	X	513	0.00	94.53	4
NV09-WR-08-BIO-6	2001-07-10	38	0	Walker	16050303	Ben-01	Other	X	317	0.00	80.34	9
SS	1985-07-18	626	0	Truckee	16050103	Ben-HD	unk	X	145	0.00	20.41	4
NV08-CR-08-BIO-2	2004-06-30	349	0	Carson	16050201	Ben-01	Stressed	DEV	479	0.00	23.36	12
LW	1988-08-29	518	0	Truckee	16050102	Ben-H1000	unk	X	190	5.79	33.33	2
TRC	1997-07-10	710	0	Truckee	16050102	Ben-H1000	unk	X	517	0.00	98.48	5
NV08-CR-09-BIO-3	2003-07-07	232	0	Carson	16050202	Ben-01	Other	DEV	500	0.00	91.60	4
NV08-CR-10-BIO-4	2004-07-01	351	1	Carson	16050202	Ben-01	Stressed	X	544	0.00	60.00	10

Appendix A

StationID	CollDate	BenSam pID	RepN um	River	BasinID	CollMeth	Reference Status	DataSet	TotalInd	AmphPct	Baet2EphPct	BeckBI
DO	2000-06-23	474	0	Truckee	16050103	Ben-H0500	Stressed	DEV	504	0.00	94.62	5
NV08-CR-06-BIO-4	2002-07-10	140	0	Carson	16050201	Ben-01	Stressed	DEV	516	8.53	0.00	3
NV06-TR-2-BIO-1	2004-09-20	436	0	Truckee	16050102	Ben-01	Other	DEV	578	0.00	77.23	28
NV08-CR-10-BIO-4	2002-07-12	106	0	Carson	16050202	Ben-01	Other	DEV	507	0.00	92.62	3
MCN	1997-02-26	597	0	Truckee	16050102	Ben-H1000	unk	X_outsideindex	61	0.00	13.64	6
NV08-CR-07-BIO-1	2004-07-02	347	0	Carson	16050201	Ben-01	Stressed	DEV	554	1.26	28.36	14
MCN	1989-06-21	577	0	Truckee	16050102	Ben-H1000	unk	X	112	0.89	69.81	3
SS	1987-03-16	631	0	Truckee	16050103	Ben-H1000	unk	X_outsideindex	508	0.00	75.28	8
TRC	1995-08-15	707	0	Truckee	16050102	Ben-H1000	unk	X	529	0.00	97.13	5
LW	1991-09-05	529	0	Truckee	16050102	Ben-H1000	unk	X	531	0.19	31.58	3
AH	1999-08-01	458	0	Truckee	16050102	Ben-S-Ttl	unk	DEV	566	0.00	92.66	7
LW	1994-10-12	540	0	Truckee	16050102	Ben-H1000	unk	X	275	0.00	100.00	1
NV08-CR-06-BIO-2	2004-07-02	295	1	Carson	16050201	Ben-01	Other	X	522	1.72	92.31	7
NV09-WR-04-BIO-2	2002-07-11	162	0	Walker	16050302	Ben-01	Stressed	DEV	520	0.19	2.17	7
Nv06-TR-4--BIO-3	2004-09-17	432	0	Truckee	16050102	Ben-01	Reference	DEV	505	0.99	60.66	13
LW	1999-07-26	549	0	Truckee	16050102	Ben-H1000	unk	X	382	0.00	90.11	7
MCN	1989-08-30	578	0	Truckee	16050102	Ben-H1000	unk	X	519	0.00	33.62	8
NV08-CR-10-BIO-5	2004-07-01	348	1	Carson	16050202	Ben-01	Stressed	X	571	0.00	83.00	7
NV08-CR-08-BIO-2	2003-07-07	242	0	Carson	16050201	Ben-01	Stressed	DEV	504	0.20	56.33	19
NV06-TR-5-BIO-4	2005-09-02	20	0	Truckee	16050102	Ben-01	unk	DEV	481	0.00	93.91	10
NV08-CR-04-BIO-2	2001-06-28	5	0	Carson	16050201	Ben-01	Other	DEV	515	0.00	54.10	20
NIX	1990-07-24	616	0	Truckee	16050103	Ben-S-Ttl	unk	X	552	32.07	26.92	8
TRC	1985-12-17	674	0	Truckee	16050102	Ben-HD	unk	X_outsideindex	437	1.60	7.69	5
MCN	1997-07-10	598	0	Truckee	16050102	Ben-H1000	unk	X	185	0.00	43.30	5
MCN	1988-10-28	575	0	Truckee	16050102	Ben-H1000	unk	X	278	0.00	61.54	6
LNx	1990-07-24	500	0	Truckee	16050103	Ben-S-Ttl	unk	X	551	16.52	0.00	5
TRC	1987-12-11	679	0	Truckee	16050102	Ben-H1000	unk	X_outsideindex	452	0.00	94.44	4
NV06-TR-6-BIO-6	2004-09-06	433	0	Truckee	16050102	Ben-01	Reference	DEV	589	0.00	79.01	7
SS	1992-06-30	650	0	Truckee	16050103	Ben-H1000	unk	X	530	88.30	66.67	2
LW	2002-02-06	556	0	Truckee	16050102	Ben-H0500	unk	X_outsideindex	539	1.30	91.07	2
NV06-TR-2-BIO-2	2001-05-29	70	0	Truckee	16050102	Ben-01	unk	X_outsideindex	500	0.00	82.14	14
NV08-CR-12-BIO-7	2004-06-17	342	1	Carson	16050202	Ben-01	Other	X	235	0.00	55.22	10
MCN	1998-10-20	602	0	Truckee	16050102	Ben-H1000	unk	X	383	0.00	79.17	11
LW	1995-10-30	543	0	Truckee	16050102	Ben-H1000	unk	X	517	0.00	71.79	7
TRC	1991-04-02	691	0	Truckee	16050102	Ben-H1000	unk	X_outsideindex	302	3.31	77.96	2
NV08-CR-04-BIO-2	2003-07-15	229	0	Carson	16050201	Ben-01	Reference	VAL	588	0.00	49.75	30
LW	1990-03-22	523	0	Truckee	16050102	Ben-H1000	unk	X_outsideindex	573	0.17	96.08	4
CN	2002-09-04	465	0	Truckee	16050103	Ben-K-Ttl	Other	DEV	594	22.05	99.27	7
SS	1991-10-29	648	0	Truckee	16050103	Ben-H1000	unk	X	561	87.88	0.00	3
MCN	1987-09-28	570	0	Truckee	16050102	Ben-H1000	unk	X	551	0.00	100.00	4
NV08-CR-11-BIO-6	2003-07-03	233	0	Carson	16050202	Ben-01	Other	VAL	530	0.00	93.28	12
NV08-CR-11-BIO-6	2004-07-01	292	0	Carson	16050202	Ben-01	Other	DEV	500	0.80	70.74	11
TRC	1998-01-12	712	0	Truckee	16050102	Ben-H1000	unk	X_outsideindex	502	0.00	97.09	3
DO	1999-08-01	472	0	Truckee	16050103	Ben-S-Ttl	unk	VAL	466	0.00	87.03	9

Appendix A

StationID	CollDate	BenSam pID	RepN um	River	BasinID	CollMeth	Reference Status	DataSet	TotalInd	AmphPct	Baet2EphPct	BeckBI
TRC	1997-10-15	711	0	Truckee	16050102	Ben-H1000	unk	X	498	0.00	95.65	3
LW	1986-12-12	513	0	Truckee	16050102	Ben-H1000	unk	X_outsideindex	590	0.00	92.31	5
LW	1998-07-27	547	0	Truckee	16050102	Ben-H1000	unk	X	462	0.00	92.31	6
LW	1989-06-20	521	0	Truckee	16050102	Ben-H1000	unk	X	173	6.94	53.70	6
MCN	1995-08-16	594	0	Truckee	16050102	Ben-H1000	unk	X	291	0.00	94.64	6
SS	1993-10-01	654	0	Truckee	16050103	Ben-H1000	unk	X	23	0.00	91.67	3
NV08-CR-06-BIO-4	2004-07-02	296	1	Carson	16050201	Ben-01	Stressed	X	569	0.18	11.76	13
NV09-WR-08-BIO-5	2000-10-31	37	0	Walker	16050303	Ben-01	Reference	X	48	0.00	66.67	6
NV08-CR-09-BIO-3	2002-08-10	158	0	Carson	16050202	Ben-01	Stressed	DEV	515	0.00	79.70	5
LW	1992-06-30	532	0	Truckee	16050102	Ben-H1000	unk	X	513	0.97	28.57	3
TRC	1992-11-13	698	0	Truckee	16050102	Ben-H1000	unk	X	599	0.83	64.04	3
MCN	1998-01-12	600	0	Truckee	16050102	Ben-H1000	unk	X_outsideindex	500	0.00	63.09	13
TRC	1991-10-29	694	0	Truckee	16050102	Ben-H1000	unk	X	118	12.71	42.42	3
MCN	1988-08-29	574	0	Truckee	16050102	Ben-H1000	unk	X	150	0.00	100.00	4
DO	2002-09-04	479	0	Truckee	16050103	Ben-K-Ttl	Other	DEV	513	8.97	94.98	9
LW	1992-09-30	533	0	Truckee	16050102	Ben-H1000	unk	X	335	0.00	35.71	3
TRC	1990-10-11	689	0	Truckee	16050102	Ben-H1000	unk	X	55	0.00	100.00	2
WB	1996-08-01	725	0	Truckee	16050103	Ben-S-Ttl	unk	X	562	0.00	66.67	10
LW	1989-10-20	522	0	Truckee	16050102	Ben-H1000	unk	X	195	2.56	100.00	3
DO	2000-07-04	475	0	Truckee	16050103	Ben-S-Ttl	Stressed	DEV	514	0.00	99.07	8
FJR	1981-07-01	483	0	Truckee	16050103	Ben-S-Ttl	unk	X	578	0.00	34.85	3
NV08-CR-11-BIO-6	2004-07-01	292	1	Carson	16050202	Ben-01	Other	X	557	0.00	74.11	9
ND	1996-08-01	614	0	Truckee	16050103	Ben-S-Ttl	unk	X	475	0.00	95.56	7
SS	1997-02-26	664	0	Truckee	16050103	Ben-H1000	unk	X_outsideindex	82	0.00	56.52	3
NV09-WR-07-BIO-3	2002-10-17	128	0	Walker	16050301	Ben-01	unk	DEV	522	0.00	61.32	8
NV08-CR-07-BIO-1	2002-07-09	150	0	Carson	16050201	Ben-01	Stressed	VAL	496	0.81	14.91	6
LW	1992-11-13	534	0	Truckee	16050102	Ben-H1000	unk	X	123	4.07	36.36	3
NV06-TR-5--BIO-5	2004-09-16	434	0	Truckee	16050102	Ben-01	Reference	DEV	534	1.12	85.79	9
CN	2004-09-02	467	0	Truckee	16050103	Ben-K-Ttl	Stressed	DEV	597	1.34	100.00	6
LW	1990-10-11	525	0	Truckee	16050102	Ben-H1000	unk	X	600	1.00	94.44	3
LNX	2005-08-24	507	0	Truckee	16050103	Ben-K-Ttl	Stressed	DEV	515	0.00	86.98	8
TRC	1992-09-28	697	0	Truckee	16050102	Ben-H1000	unk	X	488	0.20	76.71	5
LW	2001-03-02	555	0	Truckee	16050102	Ben-H0500	unk	X_outsideindex	517	0.00	97.91	3
NV09-WR-09-BIO-3	2000-08-14	44	0	Walker	16050303	Ben-01	Other	X	196	1.53	57.55	7
SS	1994-03-29	656	0	Truckee	16050103	Ben-H1000	unk	X_outsideindex	502	0.00	71.39	3
SS	1988-03-28	633	0	Truckee	16050103	Ben-H1000	unk	X_outsideindex	588	0.00	28.85	3
LW	1997-07-10	545	0	Truckee	16050102	Ben-H1000	unk	X	111	0.00	81.33	7
DO	2005-08-23	482	0	Truckee	16050103	Ben-K-Ttl	Stressed	DEV	539	0.00	61.92	9
NV08-CR-04-BIO-1	2004-07-16	297	0	Carson	16050201	Ben-01	Reference	DEV	572	0.00	78.51	23
NIX	1999-08-01	617	0	Truckee	16050103	Ben-S-Ttl	Stressed	DEV	493	0.00	66.53	7
I80	2000-07-04	492	0	Truckee	16050102	Ben-S-Ttl	Stressed	DEV	516	0.00	93.92	7
NV08-CR-10-BIO-5	2002-07-08	82	0	Carson	16050202	Ben-01	Stressed	DEV	547	0.00	95.21	5
MCN	2000-07-25	607	0	Truckee	16050102	Ben-H0500	unk	DEV	495	0.00	25.55	8
Nv06-TR-4--BIO-3	2003-09-12	285	0	Truckee	16050102	Ben-01	Reference	VAL	561	0.36	84.67	4

Appendix A

StationID	CollDate	BenSam pID	RepN um	River	BasinID	CollMeth	Reference Status	DataSet	TotalInd	AmphPct	Baet2EphPct	BeckBI
CN	1990-07-24	460	0	Truckee	16050103	Ben-S-Ttl	unk	X	511	4.50	93.63	3
NV08-CR-06-BIO-4	2003-07-08	231	0	Carson	16050201	Ben-01	Other	DEV	583	0.17	51.67	16
MCN	2000-11-01	608	0	Truckee	16050102	Ben-H0500	unk	VAL	456	0.00	96.30	8
FJR	2002-09-04	487	0	Truckee	16050103	Ben-K-Ttl	Reference	VAL	513	0.19	97.69	7
MCN	1990-11-28	583	0	Truckee	16050102	Ben-H1000	unk	X	586	1.02	21.74	5
MCN	1990-10-11	582	0	Truckee	16050102	Ben-H1000	unk	X	506	0.00	97.47	5
MCN	1988-06-30	573	0	Truckee	16050102	Ben-H1000	unk	X	112	0.00	56.25	9
NV06-TR-5-BIO-4	2004-09-16	435	0	Truckee	16050102	Ben-01	Reference	DEV	570	1.93	81.56	8
NV06-TR-5-BIO-4	2003-09-10	290	0	Truckee	16050102	Ben-01	unk	VAL	529	2.08	81.50	9
MCN	1985-12-17	564	0	Truckee	16050102	Ben-Hess	unk	X_outsideindex	63	3.17	4.35	6
NV08-CR-10-BIO-4	2003-07-03	244	0	Carson	16050202	Ben-01	Other	DEV	483	0.00	88.05	7
MCN	2000-03-29	605	0	Truckee	16050102	Ben-H0500	unk	X_outsideindex	240	0.00	82.76	8
NV08-CR-07-BIO-1	2004-07-02	347	1	Carson	16050201	Ben-01	Stressed	X	583	2.74	39.84	14
NV08-CR-04-BIO-2	2004-07-19	298	0	Carson	16050201	Ben-01	Other	DEV	548	0.00	88.24	20
FJR	1989-09-25	484	0	Truckee	16050103	Ben-S-Ttl	unk	X	335	17.91	100.00	2
LW	1992-03-24	531	0	Truckee	16050102	Ben-H1000	unk	X_outsideindex	14	0.00	0.00	2
SS	1988-08-29	635	0	Truckee	16050103	Ben-H1000	unk	X	83	3.61	100.00	2
DO	1989-09-25	470	0	Truckee	16050103	Ben-S-Ttl	unk	X	63	36.51	100.00	2
LW	1987-06-23	515	0	Truckee	16050102	Ben-H1000	unk	X	498	0.00	96.09	3
NV09-WR-03-BIO-1	2002-07-11	142	0	Walker	16050302	Ben-01	Other	DEV	504	0.00	56.29	8
NV08-CR-01-BIO-1	2003-07-14	239	0	Carson	16050201	Ben-01	Reference	DEV	519	0.00	22.09	43
TRC	2001-03-06	721	0	Truckee	16050102	Ben-H0500	unk	X_outsideindex	590	0.00	85.19	3
NV09-WR-07-BIO-3	2001-07-19	35	0	Walker	16050301	Ben-01	unk	DEV	510	0.00	88.79	10
MCN	1993-06-09	589	0	Truckee	16050102	Ben-H1000	unk	X	171	4.68	65.89	4
LW	1988-03-28	516	0	Truckee	16050102	Ben-H1000	unk	X_outsideindex	502	0.00	100.00	2
SS	1989-08-29	639	0	Truckee	16050103	Ben-H1000	unk	X	487	2.67	40.48	3
CN	1981-07-01	459	0	Truckee	16050103	Ben-S-Ttl	unk	X	591	0.00	20.71	2
NV08-CR-01-BIO-1	2004-07-15	294	0	Carson	16050201	Ben-01	Other	DEV	559	0.00	84.13	37
NV06-TR-6-BIO-6	2001-03-07	130	0	Truckee	16050102	Ben-01	unk	X_outsideindex	484	0.41	72.69	9
NIX	2002-09-04	620	0	Truckee	16050103	Ben-K-Ttl	Other	DEV	556	1.80	85.83	10
MCN	1996-10-23	596	0	Truckee	16050102	Ben-H1000	unk	X	579	0.00	15.00	10
SS	1988-06-23	634	0	Truckee	16050103	Ben-H1000	unk	X	63	1.59	12.50	3
MBD	1999-08-01	561	0	Truckee	16050103	Ben-S-Ttl	unk	X	135	0.00	100.00	2
LW	1994-08-24	539	0	Truckee	16050102	Ben-H1000	unk	X	551	0.00	0.00	2
LW	1985-07-17	508	0	Truckee	16050102	Ben-HD	unk	X	475	0.00	50.00	4
LW	1987-03-16	514	0	Truckee	16050102	Ben-H1000	unk	X_outsideindex	580	0.00	92.17	5
LW	1995-08-15	542	0	Truckee	16050102	Ben-H1000	unk	X	530	0.00	92.73	7
LNK	2001-08-28	503	0	Truckee	16050103	Ben-K-Ttl	Stressed	DEV	512	0.00	98.56	7
TRC	1989-08-29	685	0	Truckee	16050102	Ben-H1000	unk	X	600	4.50	20.45	5
LW	2000-02-26	551	0	Truckee	16050102	Ben-H0500	unk	X_outsideindex	508	0.00	91.94	5
TRC	2000-03-29	717	0	Truckee	16050102	Ben-H0500	unk	X_outsideindex	469	0.00	81.96	4
NV09-WR-03-BIO-1	2002-08-17	165	0	Walker	16050302	Ben-01	Other	DEV	588	0.17	84.03	9
SS	1992-03-24	649	0	Truckee	16050103	Ben-H1000	unk	X_outsideindex	8	0.00	100.00	1
TRC	2000-11-06	720	0	Truckee	16050102	Ben-H0500	unk	DEV	502	0.00	90.10	3

Appendix A

StationID	CollDate	BenSam pID	RepN um	River	BasinID	CollMeth	Reference Status	DataSet	TotalInd	AmphPct	Baet2EphPct	BeckBI
NV06-TR-2-BIO-2	2005-08-30	69	0	Truckee	16050102	Ben-01	unk	DEV	569	0.00	96.75	21
NV08-CR-10-BIO-4	2004-07-01	351	0	Carson	16050202	Ben-01	Stressed	DEV	533	0.00	82.69	8
NV08-CR-12-BIO-7	2002-07-19	149	0	Carson	16050202	Ben-01	Stressed	DEV	552	0.18	66.89	7
TRC	1990-06-26	688	0	Truckee	16050102	Ben-H1000	unk	X	317	0.00	20.69	3
NV06-TR-5--BIO-5	2005-09-01	19	0	Truckee	16050102	Ben-01	unk	DEV	551	7.08	91.59	11
NV08-CR-04-BIO-2	2004-07-19	298	1	Carson	16050201	Ben-01	Other	X	548	0.00	91.67	22
TRUCK5	2004-09-17	439	0	Truckee	16050102	Ben-01	unk	DEV	511	3.52	85.00	8
MCN	2002-02-05	610	0	Truckee	16050102	Ben-H0500	unk	X_outsideindex	128	0.00	86.05	5
WB	1990-07-24	724	0	Truckee	16050103	Ben-S-Ttl	unk	X	519	10.60	8.11	6
NIX	2000-07-04	618	0	Truckee	16050103	Ben-S-Ttl	Stressed	DEV	499	0.00	95.87	8
NV08-CR-06-BIO-2	2004-07-02	295	0	Carson	16050201	Ben-01	Other	VAL	529	2.08	90.00	6
DO	2000-08-19	476	0	Truckee	16050103	Ben-H0500	Stressed	DEV	550	0.00	94.83	6
NV09-WR-08-BIO-5	2002-10-18	163	0	Walker	16050303	Ben-01	Reference	DEV	583	0.00	16.57	12
SS	1998-10-21	667	0	Truckee	16050103	Ben-H1000	unk	X	515	0.00	97.73	4
NV08-CR-06-BIO-2	2001-06-20	9	0	Carson	16050201	Ben-01	Other	DEV	579	18.31	80.77	9
NV08-CR-06-BIO-4	2004-07-02	296	0	Carson	16050201	Ben-01	Stressed	VAL	533	0.19	10.53	9
LW	1998-10-21	548	0	Truckee	16050102	Ben-H1000	unk	X	193	0.00	98.18	4
SS	1991-09-05	647	0	Truckee	16050103	Ben-H1000	unk	X	517	21.08	39.13	6
TRC	1993-06-23	700	0	Truckee	16050102	Ben-H1000	unk	X	112	0.00	30.12	2
SS	1996-10-25	663	0	Truckee	16050103	Ben-H1000	unk	X	80	1.25	95.00	2
NV09-WR-09-BIO-2	2002-07-10	54	0	Walker	16050303	Ben-01	unk	DEV	552	0.00	47.17	16
NV09-WR-04-BIO-3	2002-07-16	166	0	Walker	16050302	Ben-01	Stressed	DEV	572	1.75	48.81	8
NV08-CR-09-BIO-3	2004-06-30	350	0	Carson	16050202	Ben-01	Stressed	DEV	563	0.00	77.72	8
NV08-CR-01-BIO-1	2001-06-20	8	0	Carson	16050201	Ben-01	Other	X	171	13.45	43.24	32
DO	2003-08-26	480	0	Truckee	16050103	Ben-K-Ttl	Stressed	DEV	523	1.34	88.10	11

Appendix A

StationID	CollDate	BenSam pID	RepN um	BivalPct	BrrwrPct	BrrwrTax	ChiroPct	ChiroTax	ClctPct	ClctTax	ClmbrPct
CN	2001-08-28	464	0	2.93	4.10	2	17.58	4	4.10	2	8.40
SS	1995-08-16	660	0	0.00	11.00	1	11.00	1	11.50	2	0.00
NB	1989-09-25	611	0	8.60	22.58	5	7.53	2	4.30	1	59.14
LW	1993-11-10	537	0	0.00	0.24	1	0.24	1	3.58	3	1.19
MBD	2005-08-26	562	0	0.00	1.82	2	24.04	6	1.09	1	4.92
SS	2004-09-13	670	0	0.00	3.97	1	17.33	7	8.66	3	29.60
LW	2000-08-09	553	0	0.00	11.03	1	11.03	1	11.03	1	0.24
NV06-TR-2-BIO-2	2001-05-29	70	1	0.00	59.34	1	0.00	0	7.33	2	0.71
NV06-TR-5--BIO-5	2003-09-10	291	0	0.00	2.95	3	46.70	6	8.51	8	3.65
SS	1990-10-10	643	0	61.38	63.41	2	2.02	1	2.53	2	4.38
NV08-CR-08-BIO-2	2002-07-09	148	0	0.00	8.09	7	6.02	4	13.08	3	42.51
SS	1986-08-18	630	0	0.00	4.84	5	13.91	6	4.03	3	1.81
TRC	1989-03-30	683	0	0.21	11.09	3	9.45	1	12.94	2	0.21
SS	1988-10-28	636	0	2.05	4.09	2	2.05	1	2.30	2	12.02
LNK	2000-07-04	502	0	10.00	10.21	2	15.00	2	3.54	3	10.42
NV08-CR-04-BIO-2	2002-07-10	136	0	0.00	24.75	4	24.07	4	26.95	4	0.17
NIX	2003-08-27	621	0	0.00	0.00	0	7.64	3	5.21	1	17.01
MCN	1991-11-01	587	0	0.00	3.85	1	3.85	1	50.00	2	11.54
MCN	1993-06-23	590	0	0.00	21.10	2	19.27	1	19.27	1	0.92
LW	1991-06-26	528	0	0.35	63.03	3	61.97	1	63.73	2	2.11
NIX	1981-06-30	615	0	0.00	47.62	1	47.62	1	47.62	1	0.22
MCN	1987-03-17	568	0	0.00	2.49	2	5.81	2	9.13	3	1.04
SS	1989-10-20	640	0	0.00	0.34	1	0.00	0	0.00	0	31.63
NV08-CR-13-BIO8	2004-07-02	343	0	1.64	3.45	7	28.91	15	4.36	8	4.36
NV08-CR-04-BIO-1	2004-07-16	297	1	0.00	4.45	6	25.23	13	10.95	8	1.30
LW	1988-10-28	519	0	0.00	29.09	2	27.27	1	27.27	1	10.91
SS	1993-06-23	653	0	0.00	39.24	2	32.91	1	32.91	1	0.00
NV09-WR-08-BIO-4	2002-10-18	125	0	0.20	13.44	4	10.67	2	15.02	7	1.19
TRC	1989-10-20	686	0	0.00	1.71	1	1.71	1	6.18	2	8.74
MCN	1989-04-03	576	0	0.36	26.16	2	25.81	1	31.18	2	0.00
SS	1994-10-04	658	0	0.00	6.79	2	5.00	1	18.57	2	57.50
LW	2000-11-02	554	0	0.00	3.81	1	3.81	1	3.81	1	0.67
FJR	2000-07-04	485	0	0.20	0.60	2	16.90	3	3.18	2	18.29
I80	2004-09-01	496	0	0.00	0.36	1	22.64	3	2.85	3	14.80
DO	1990-07-24	471	0	1.60	18.97	4	16.13	2	16.31	2	9.40
SS	1986-04-28	629	0	0.00	0.63	1	26.88	4	20.63	2	0.00
NV08-CR-13-BIO8	2004-07-02	343	1	1.05	2.28	6	25.79	16	5.61	8	2.81
MBD	1996-08-01	560	0	1.18	4.73	2	56.21	5	4.14	2	0.00
NV09-WR-04-BIO-2	2000-08-18	40	0	0.00	1.84	4	23.88	11	2.86	4	0.82
NV08-CR-10-BIO-5	2003-07-07	243	0	0.35	7.72	3	11.23	12	1.58	5	0.88
NV08-CR-08-BIO-2	2001-06-19	10	0	0.00	8.37	8	20.82	12	13.67	6	1.22
SS	1995-11-02	661	0	0.00	8.84	1	8.84	1	9.04	2	0.00
SS	1996-08-01	662	0	0.00	0.19	1	14.20	2	0.58	1	0.00
NB	1996-08-01	612	0	0.62	0.62	1	46.39	8	2.47	2	2.06

Appendix A

StationID	CollDate	BenSam pID	RepN um	BivalPct	BrrwrPct	BrrwrTax	ChiroPct	ChiroTax	ClctPct	ClctTax	ClmbrPct
SS	1999-10-21	669	0	0.00	7.92	1	7.92	1	7.92	1	2.18
I80	1999-08-01	491	0	0.00	1.74	1	19.09	3	0.00	0	0.00
DO	2000-11-18	477	0	13.56	16.55	3	1.61	1	2.53	2	3.45
NV08-CR-04-BIO-1	2002-07-01	157	0	0.00	22.79	6	18.66	4	19.06	4	0.20
TRC	1990-10-29	690	0	0.00	0.61	1	0.61	1	4.24	2	15.96
MCN	1987-06-23	569	0	0.00	3.12	1	3.12	1	3.51	2	3.51
SS	1987-12-11	632	0	0.00	7.40	4	10.60	6	9.80	5	2.60
CN	2005-08-23	468	0	0.41	1.64	3	12.70	5	0.20	1	3.28
LW	1991-11-01	530	0	2.08	8.33	2	6.25	1	27.08	2	4.17
NV09-WR-09-BIO-2	2002-07-16	122	0	1.19	58.64	9	43.90	6	40.68	7	0.34
CN	2003-08-26	466	0	0.00	3.83	1	9.27	4	3.23	2	8.06
TRC	1994-12-29	706	0	0.61	9.15	3	5.69	1	7.11	2	31.50
CN	2000-07-04	463	0	5.65	10.69	2	26.21	1	6.45	1	1.81
LW	1985-09-19	509	0	0.17	61.41	3	5.49	7	1.37	2	28.64
NV08-CR-07-BIO-1	2001-06-28	57	0	0.00	3.51	3	48.25	11	32.98	5	0.70
I80	1996-08-01	490	0	0.00	0.00	0	20.34	3	0.52	1	0.00
SS	1989-03-30	637	0	0.53	74.73	3	73.67	1	73.67	1	0.80
DO	2001-03-13	478	0	1.52	6.44	2	4.92	1	7.20	2	0.00
MCN	1990-06-26	581	0	0.00	10.24	2	8.86	1	20.08	2	5.91
SS	1985-09-16	627	0	0.00	1.18	1	2.35	2	1.18	1	61.18
FJR	2001-08-28	486	0	0.00	5.36	1	28.28	3	7.39	3	17.74
NV08-CR-12-BIO-7	2004-06-17	342	0	8.22	11.40	7	19.25	12	3.36	8	9.16
LW	1986-04-25	511	0	0.00	0.00	0	62.02	8	57.65	5	0.00
NV08-CR-12-BIO-7	2001-06-12	12	0	6.34	8.18	3	6.54	7	1.02	2	1.43
NV09-WR-04-BIO-3	2001-07-09	41	0	0.00	2.17	6	16.69	8	3.84	4	0.00
TRC	1993-10-01	701	0	0.00	18.97	1	18.97	1	31.03	2	36.21
SS	1989-06-20	638	0	14.52	14.86	2	0.00	0	2.00	1	18.03
NV06-TR-2-BIO-2	2002-06-17	199	0	0.00	72.68	4	58.63	3	58.06	4	4.17
TRC	1993-06-09	699	0	0.00	3.96	2	0.00	0	0.00	0	4.95
LNK	1999-08-01	501	0	0.00	1.81	2	15.06	6	0.40	1	0.20
NV08-CR-01-BIO-1	2002-07-10	160	0	0.00	24.82	2	28.68	3	28.49	3	20.40
MCN	1999-07-26	603	0	0.00	23.08	3	21.68	1	22.38	2	0.00
DO	2004-09-02	481	0	0.00	0.78	1	10.31	4	1.75	3	25.29
MCN	1988-03-30	572	0	0.00	0.00	0	0.00	0	1.47	1	2.39
LW	1990-06-27	524	0	0.00	58.44	2	56.55	1	57.69	2	18.98
NV09-WR-04-BIO-2	2002-07-16	171	0	0.00	30.21	8	25.54	5	25.73	5	0.78
NV06-TR-2-BIO-2	2004-09-17	438	0	0.18	10.87	3	9.63	11	11.23	13	2.32
LNK	2004-09-02	506	0	0.00	0.53	1	23.02	3	2.81	1	21.79
LW	1994-12-30	541	0	1.11	8.89	3	1.11	1	1.11	1	56.67
NV08-CR-10-BIO-5	2004-07-01	348	0	0.74	2.58	3	17.50	8	2.39	3	0.37
TRC	1992-06-30	696	0	0.39	63.06	2	62.67	1	70.53	2	7.86
FJR	2003-08-26	488	0	0.19	2.30	2	14.78	4	4.61	2	25.53
NV06-TR-6-BIO-6	2001-03-07	3	0	0.00	6.15	3	5.98	2	5.47	1	0.51
NV09-WR-04-BIO-4	2001-08-16	42	0	0.54	7.35	6	31.90	10	3.76	3	2.33

Appendix A

StationID	CollDate	BenSam pID	RepN um	BivalPct	BrrwrPct	BrrwrTax	ChiroPct	ChiroTax	ClctPct	ClctTax	ClmbrPct
MCN	1990-03-22	580	0	0.00	9.77	1	9.77	1	10.16	2	0.39
TRC	1994-08-23	704	0	2.19	10.95	2	8.76	1	10.22	2	10.22
MCN	1994-03-29	593	0	0.00	81.41	2	79.49	1	79.70	2	0.00
TRC	2000-08-08	719	0	0.94	42.49	2	41.55	1	41.55	1	0.23
SS	1990-11-28	644	0	39.68	40.69	3	0.81	1	7.69	2	18.22
CN	1996-08-01	461	0	10.14	10.49	2	19.41	3	0.17	1	0.17
MBD	1990-07-24	559	0	0.55	17.82	3	16.91	1	17.27	2	8.55
LNx	1981-07-08	499	0	0.00	6.18	1	6.18	1	6.18	1	0.00
NV08-CR-06-BIO-4	2001-06-20	7	0	0.20	17.60	7	64.60	14	24.20	7	0.00
TRC	1986-04-25	676	0	0.00	4.03	1	39.19	9	32.60	7	1.47
LW	1993-10-01	536	0	0.00	12.50	1	12.50	1	12.50	1	0.00
TRC	1996-10-25	709	0	0.00	3.89	1	3.89	1	3.89	1	1.95
MCN	1992-06-30	588	0	0.00	25.45	2	22.73	1	72.73	2	15.45
TRUCK2	2004-09-20	437	0	0.00	27.87	6	13.37	16	8.10	14	3.58
NV08-CR-04-BIO-1	2001-06-21	4	0	0.00	5.20	4	19.00	10	7.60	6	3.60
TRC	1991-09-05	693	0	0.34	59.46	2	59.12	1	60.47	2	0.34
LW	1999-10-20	550	0	0.00	4.23	1	4.23	1	4.43	2	0.20
SS	1992-09-09	651	0	9.52	14.29	2	4.76	1	4.76	1	14.29
TRC	1991-06-26	692	0	0.17	5.70	3	5.18	1	5.53	2	0.69
Nv06-TR-4--BIO-3	2003-09-12	285	1	0.00	14.95	2	4.50	6	3.42	6	0.72
SS	1991-06-26	646	0	20.45	55.68	2	35.23	1	35.23	1	7.95
NV09-WR-08-BIO-4	2001-07-23	36	0	0.00	3.39	5	10.98	10	6.99	6	0.60
NV08-CR-01-BIO-1	2004-07-15	294	1	0.00	2.00	2	12.36	9	2.18	5	5.27
SS	2005-08-22	671	0	0.00	0.72	1	11.71	6	0.00	0	2.16
NV08-CR-09-BIO-3	2004-06-30	350	1	1.03	1.89	5	10.84	12	1.38	6	1.03
NV09-WR-06-BIO-1	2002-10-17	123	0	0.00	18.85	2	15.38	1	19.81	4	0.19
I80	1981-08-01	489	0	0.00	17.11	1	17.11	1	17.11	1	3.29
NB	2005-08-26	613	0	0.19	0.56	2	13.81	5	1.68	2	2.99
MBD	1989-09-25	558	0	0.00	4.35	2	4.35	2	3.26	1	2.17
NIX	2005-08-24	623	0	0.00	0.35	2	10.42	6	0.52	2	3.13
LW	1986-08-18	512	0	0.00	4.88	5	2.44	4	5.69	6	0.81
MCN	1991-09-05	586	0	0.00	6.56	2	3.86	1	16.99	2	13.51
TRC	1988-08-29	681	0	0.00	12.11	1	12.11	1	15.26	2	52.11
SS	1997-07-10	665	0	0.00	13.04	2	12.25	1	12.25	1	0.00
LNx	2002-09-04	504	0	0.00	0.58	2	5.05	5	9.71	2	22.91
SS	1990-06-26	642	0	42.07	44.56	3	2.14	1	3.39	2	26.38
TRC	1990-03-22	687	0	0.00	7.52	2	4.01	1	4.26	2	8.52
SS	1993-06-09	652	0	0.00	36.36	2	12.12	1	12.12	1	3.03
I80	2003-08-26	495	0	0.00	0.81	1	12.42	4	1.83	2	10.79
NV09-WR-09-BIO-1	2000-08-16	43	0	1.20	35.93	7	19.76	11	5.39	4	5.99
MCN	1986-12-12	567	0	0.00	1.50	2	11.32	3	10.47	5	4.70
TRC	1988-06-22	680	0	0.00	48.05	1	48.05	1	53.25	2	2.16
NV08-CR-07-BIO-1	2003-07-08	241	0	0.00	28.09	4	32.38	18	13.06	15	3.22
SS	1990-03-22	641	0	0.00	2.82	2	2.02	1	26.21	2	9.88

## Appendix A

StationID	CollDate	BenSam pID	RepN um	BivalPct	BrrwrPct	BrrwrTax	ChiroPct	ChiroTax	ClctPct	ClctTax	ClmbrPct
CN	1999-08-01	462	0	0.20	7.03	2	6.05	3	0.39	1	0.78
MCN	2001-03-01	609	0	0.00	30.36	1	30.36	1	31.15	2	2.18
NV08-CR-06-BIO-2	2003-07-08	240	0	0.57	57.77	7	35.61	8	30.68	9	0.76
LW	1994-03-29	538	0	0.00	74.52	2	73.14	1	73.83	3	1.39
LW	1989-04-03	520	0	0.39	48.03	3	43.70	2	48.43	4	0.00
TRC	1985-09-17	673	0	0.00	17.36	4	30.56	9	10.42	5	36.81
MCN	1986-05-14	565	0	0.00	2.09	1	66.49	11	51.31	10	0.00
NV06-TR-2-BIO-2	2005-08-30	69	6	0.00	37.56	2	0.00	0	1.88	2	10.33
AH	1996-08-01	457	0	0.00	0.21	1	15.11	3	0.83	1	0.21
MBD	1981-06-23	557	0	1.79	59.56	1	59.56	1	61.55	3	4.78
LW	1991-04-02	527	0	0.00	2.70	1	0.00	0	0.00	0	0.00
TRC	1989-06-20	684	0	0.00	0.33	1	0.00	0	0.17	1	0.50
NV08-CR-04-BIO-1	2003-07-15	228	0	0.00	0.58	2	8.48	13	17.73	8	2.70
SS	1991-04-02	645	0	12.68	15.49	2	0.00	0	0.00	0	2.11
MCN	1985-09-19	563	0	0.00	1.84	2	14.31	8	1.02	4	0.82
NV06-TR-6-BIO-6	2002-10-14	138	0	0.00	29.50	5	19.67	3	22.18	6	6.90
NV08-CR-08-BIO-2	2004-06-30	349	1	0.00	18.94	2	31.25	13	13.26	7	3.03
WB	1989-09-25	723	0	0.60	2.61	2	0.00	0	0.00	0	5.22
NV08-CR-12-BIO-7	2003-07-05	245	0	1.85	10.68	6	10.88	17	6.78	11	0.00
NV08-CR-11-BIO-6	2001-06-20	58	0	0.00	0.21	1	14.17	4	2.08	1	54.17
NV08-CR-06-BIO-2	2002-07-10	159	0	0.00	51.86	6	26.86	4	32.02	6	10.54
MCN	1987-12-29	571	0	0.00	6.80	1	6.80	1	10.03	2	19.42
LW	2000-03-29	552	0	0.00	5.90	2	2.21	1	2.46	2	0.49
LW	1988-06-23	517	0	0.00	0.00	0	0.00	0	0.00	0	3.77
MCN	1989-10-20	579	0	0.00	14.74	2	13.78	1	15.71	2	31.09
MCN	1991-04-02	584	0	0.00	0.96	1	0.00	0	0.00	0	0.00
NV06-TR-2-BIO-1	2005-08-30	22	0	0.00	5.02	2	17.67	16	7.03	8	0.20
I80	2001-08-28	493	0	0.00	5.34	1	28.73	4	5.52	3	16.94
LW	1990-11-28	526	0	8.93	23.21	3	12.50	1	25.00	2	8.93
TRC	1999-07-27	715	0	0.00	27.93	2	26.90	1	27.10	2	0.00
TRC	1986-08-18	677	0	0.00	2.84	5	6.49	7	7.30	7	1.83
NV06-TR-2-BIO-1	2003-09-15	289	1	0.19	10.33	3	9.75	12	9.18	10	3.06
MCN	1986-08-12	566	0	0.00	1.34	1	9.73	4	2.18	3	8.05
LW	1998-01-12	546	0	0.00	2.27	2	2.02	1	2.02	1	0.51
NV08-CR-05-BIO-3	2001-06-19	6	0	0.00	7.88	3	65.75	11	6.41	6	0.18
NIX	2001-08-21	619	0	0.88	0.88	1	11.78	5	3.34	1	26.71
SS	1998-03-12	666	0	0.00	1.75	2	0.88	1	0.88	1	0.00
MCN	1991-06-26	585	0	0.00	25.71	2	20.57	1	21.71	2	4.00
MCN	1993-11-10	592	0	0.00	1.74	1	1.74	1	3.13	2	0.00
SS	1999-07-27	668	0	0.00	8.93	1	8.93	1	8.93	1	0.00
TRC	1998-07-30	713	0	0.00	24.53	2	6.60	1	6.60	1	0.00
LW	1985-12-17	510	0	0.00	61.29	2	4.11	7	2.93	3	20.53
TRC	1993-11-10	702	0	0.00	1.28	1	1.28	1	2.36	2	0.64
NV08-CR-05-BIO-3	2002-07-14	137	0	0.00	59.53	7	51.17	5	42.02	7	0.19

Appendix A

StationID	CollDate	BenSam plD	RepN um	BivalPct	BrrwrPct	BrrwrTax	ChiroPct	ChiroTax	ClctPct	ClctTax	ClmbrPct
NV08-CR-05-BIO-3	2004-06-29	299	1	0.00	20.68	3	37.57	17	5.12	9	1.14
MCN	1995-11-06	595	0	0.00	3.87	1	3.87	1	4.45	2	0.00
SS	1993-11-10	655	0	0.00	16.46	2	15.82	1	16.46	2	5.70
TRC	1995-11-01	708	0	0.00	0.22	1	0.00	0	0.44	2	1.11
NIX	2004-09-01	622	0	0.00	0.99	1	16.96	4	2.56	2	18.34
MCN	1997-10-15	599	0	0.00	21.63	2	20.44	1	23.02	2	0.60
TRC	2002-02-07	722	0	4.75	8.68	2	3.93	1	6.40	2	6.20
DO	2000-03-29	473	0	0.60	2.81	3	0.80	1	0.80	1	0.00
TRC	1994-03-29	703	0	0.00	3.42	1	3.42	1	3.42	1	0.53
MCN	2000-06-27	606	0	0.00	28.75	2	25.69	1	26.30	2	0.31
NV08-CR-05-BIO-3	2004-06-29	299	0	0.00	16.36	4	38.45	16	5.90	11	1.69
TRC	1988-10-28	682	0	0.55	8.74	2	8.20	1	10.93	2	4.37
TRC	1987-03-16	678	0	0.00	5.04	1	6.05	2	6.25	3	8.67
NV09-WR-03-BIO-1	2001-07-11	39	0	0.00	6.24	4	10.09	7	4.22	3	0.73
NV08-CR-09-BIO-3	2001-06-14	11	0	1.60	2.80	5	4.40	7	4.20	4	0.40
NV06-TR-2-BIO-2	2003-09-12	284	0	0.57	10.67	1	11.43	8	5.71	6	0.95
LW	1996-10-23	544	0	0.00	2.34	1	2.34	1	2.34	1	1.06
NV08-CR-11-BIO-6	2002-06-20	152	0	0.52	37.17	6	31.59	4	23.56	3	0.00
LNX	2003-08-27	505	0	0.00	0.58	1	5.59	4	1.54	1	16.76
LW	1993-06-09	535	0	0.00	7.69	2	3.85	1	10.26	3	8.97
TRC	1998-10-20	714	0	0.00	5.41	2	4.86	1	6.49	2	4.32
MCN	1993-10-01	591	0	0.00	3.70	1	3.70	1	3.70	1	1.85
NV06-TR-2-BIO-1	2003-09-15	289	0	0.34	21.14	4	18.96	19	15.44	15	6.71
SS	1994-08-24	657	0	1.21	14.75	3	12.93	1	15.56	2	68.28
I80	2005-08-22	497	0	0.00	0.59	1	16.83	3	0.59	2	2.94
MCN	1999-10-20	604	0	0.00	20.38	2	20.03	1	20.03	1	0.87
NV09-WR-06-BIO-1	2002-10-17	34	0	0.00	1.23	2	7.23	7	1.76	5	0.00
TRC	1999-10-21	716	0	0.00	13.61	1	13.61	1	13.61	1	5.33
TRC	1992-03-24	695	0	0.00	14.29	1	14.29	1	28.57	2	0.00
SS	1985-12-17	628	0	0.00	2.23	2	1.12	3	0.37	1	38.29
Nv06-TR-4--BIO-3	2000-09-08	21	0	0.00	15.09	2	13.21	2	0.00	0	0.00
DO	1981-07-01	469	0	0.41	4.98	2	2.90	1	3.32	2	17.63
TRC	2000-06-23	718	0	0.00	28.81	1	28.81	1	28.81	1	0.21
SS	1994-12-22	659	0	0.66	4.61	2	3.95	1	6.58	2	60.53
MCN	1998-07-31	601	0	0.00	14.86	1	14.86	1	14.86	1	0.00
I80	2002-09-04	494	0	0.40	0.81	2	9.72	3	1.42	2	12.55
TRC	1994-10-12	705	0	0.00	31.58	2	31.38	1	33.72	2	17.35
NV09-WR-08-BIO-6	2001-07-10	38	0	0.00	4.42	5	11.04	10	0.95	2	2.52
SS	1985-07-18	626	0	0.00	3.45	2	20.69	4	2.07	1	42.76
NV08-CR-08-BIO-2	2004-06-30	349	0	0.00	10.65	2	35.28	13	14.82	8	2.71
LW	1988-08-29	518	0	0.00	80.53	1	80.53	1	80.53	1	3.68
TRC	1997-07-10	710	0	0.00	8.32	2	7.93	1	8.12	2	0.00
NV08-CR-09-BIO-3	2003-07-07	232	0	0.00	3.80	2	6.00	6	0.40	1	0.00
NV08-CR-10-BIO-4	2004-07-01	351	1	0.37	4.41	4	27.21	11	2.21	4	1.47

Appendix A

StationID	CollDate	BenSam pID	RepN um	BivalPct	BrrwrPct	BrrwrTax	ChiroPct	ChiroTax	ClctPct	ClctTax	ClmbrPct
DO	2000-06-23	474	0	0.00	22.62	1	22.62	1	23.41	2	0.00
NV08-CR-06-BIO-4	2002-07-10	140	0	0.78	80.04	8	58.14	4	26.55	4	0.00
NV06-TR-2-BIO-1	2004-09-20	436	0	0.17	1.90	4	7.61	13	2.60	7	1.04
NV08-CR-10-BIO-4	2002-07-12	106	0	0.39	18.54	5	17.16	3	13.21	1	0.20
MCN	1997-02-26	597	0	0.00	29.51	2	8.20	2	9.84	2	1.64
NV08-CR-07-BIO-1	2004-07-02	347	0	0.00	13.36	3	55.96	12	17.15	9	8.12
MCN	1989-06-21	577	0	0.00	0.00	0	0.00	0	11.61	1	3.57
SS	1987-03-16	631	0	0.00	0.20	1	0.20	1	0.98	2	2.36
TRC	1995-08-15	707	0	0.00	42.53	2	41.97	1	42.34	2	0.19
LW	1991-09-05	529	0	0.00	86.63	1	86.63	1	90.02	2	0.38
AH	1999-08-01	458	0	0.00	0.35	1	21.55	4	1.59	2	0.71
LW	1994-10-12	540	0	0.36	6.55	3	4.36	1	4.36	1	50.18
NV08-CR-06-BIO-2	2004-07-02	295	1	0.00	29.69	5	52.49	21	21.26	11	2.11
NV09-WR-04-BIO-2	2002-07-11	162	0	0.00	69.62	6	61.73	4	63.85	4	0.96
Nv06-TR-4--BIO-3	2004-09-17	432	0	0.00	10.30	1	12.48	9	7.92	8	0.79
LW	1999-07-26	549	0	0.00	24.08	1	24.08	1	28.27	3	0.00
MCN	1989-08-30	578	0	0.00	7.32	2	6.74	1	8.09	2	13.49
NV08-CR-10-BIO-5	2004-07-01	348	1	0.70	1.40	4	23.12	8	2.63	2	0.00
NV08-CR-08-BIO-2	2003-07-07	242	0	0.20	17.86	5	47.42	22	25.60	17	1.39
NV06-TR-5-BIO-4	2005-09-02	20	0	0.21	1.04	3	46.78	8	0.62	3	0.21
NV08-CR-04-BIO-2	2001-06-28	5	0	0.00	4.85	3	29.71	11	4.47	5	0.39
NIX	1990-07-24	616	0	8.33	15.22	5	6.52	2	7.43	2	3.62
TRC	1985-12-17	674	0	0.00	67.96	6	52.40	11	44.39	3	8.70
MCN	1997-07-10	598	0	0.00	10.27	2	9.73	1	9.73	1	0.00
MCN	1988-10-28	575	0	0.00	3.24	1	3.24	1	15.47	2	7.91
LNx	1990-07-24	500	0	3.27	10.16	4	5.08	2	4.72	1	36.48
TRC	1987-12-11	679	0	0.00	2.43	3	7.52	2	7.52	2	5.09
NV06-TR-6-BIO-6	2004-09-06	433	0	0.17	29.20	5	3.90	6	12.39	4	2.55
SS	1992-06-30	650	0	2.64	5.85	2	3.21	1	3.21	1	2.45
LW	2002-02-06	556	0	0.00	7.42	2	7.05	1	7.05	1	2.23
NV06-TR-2-BIO-2	2001-05-29	70	0	0.00	70.80	3	32.40	3	34.40	4	0.20
NV08-CR-12-BIO-7	2004-06-17	342	1	5.11	7.23	6	25.96	13	2.55	6	5.11
MCN	1998-10-20	602	0	0.00	9.40	2	8.36	1	9.40	2	0.52
LW	1995-10-30	543	0	0.00	2.51	2	2.13	1	3.48	3	5.80
TRC	1991-04-02	691	0	0.00	0.66	1	0.00	0	0.00	0	0.00
NV08-CR-04-BIO-2	2003-07-15	229	0	0.00	2.38	3	18.54	13	7.82	7	3.91
LW	1990-03-22	523	0	0.00	77.84	2	76.44	1	76.96	2	1.57
CN	2002-09-04	465	0	0.67	9.26	2	13.30	5	1.18	2	12.46
SS	1991-10-29	648	0	0.18	4.46	3	2.14	1	5.88	2	2.50
MCN	1987-09-28	570	0	0.00	3.09	1	3.09	1	7.08	2	10.53
NV08-CR-11-BIO-6	2003-07-03	233	0	0.19	8.30	5	24.72	14	1.89	6	0.75
NV08-CR-11-BIO-6	2004-07-01	292	0	0.00	0.40	1	7.60	12	1.20	5	1.40
TRC	1998-01-12	712	0	0.00	1.20	1	1.20	1	1.20	1	1.20
DO	1999-08-01	472	0	0.00	3.00	3	12.23	5	0.86	1	0.21

Appendix A

StationID	CollDate	BenSam pID	RepN um	BivalPct	BrrwrPct	BrrwrTax	ChiroPct	ChiroTax	ClctPct	ClctTax	ClmbrPct
TRC	1997-10-15	711	0	0.20	10.04	3	9.44	1	10.04	2	6.02
LW	1986-12-12	513	0	0.00	5.93	3	19.15	4	14.24	2	5.59
LW	1998-07-27	547	0	0.00	5.84	2	5.19	1	5.19	1	0.43
LW	1989-06-20	521	0	0.00	37.57	1	0.00	0	0.00	0	4.62
MCN	1995-08-16	594	0	0.00	6.19	1	6.19	1	6.19	1	0.00
SS	1993-10-01	654	0	0.00	21.74	1	21.74	1	26.09	2	0.00
NV08-CR-06-BIO-4	2004-07-02	296	1	0.53	16.70	8	66.26	24	10.37	13	3.87
NV09-WR-08-BIO-5	2000-10-31	37	0	0.00	14.58	3	45.83	9	14.58	3	4.17
NV08-CR-09-BIO-3	2002-08-10	158	0	0.39	7.18	6	4.08	4	6.02	4	0.00
LW	1992-06-30	532	0	3.51	84.60	3	80.70	1	83.82	2	0.39
TRC	1992-11-13	698	0	0.00	58.60	2	57.93	1	61.44	2	20.37
MCN	1998-01-12	600	0	0.00	21.40	3	20.80	1	21.80	2	0.20
TRC	1991-10-29	694	0	0.00	1.69	1	1.69	1	18.64	2	3.39
MCN	1988-08-29	574	0	0.00	1.33	2	0.67	1	6.00	2	47.33
DO	2002-09-04	479	0	1.17	1.75	2	6.63	5	5.85	2	20.47
LW	1992-09-30	533	0	0.60	62.09	3	56.12	1	62.09	2	27.16
TRC	1990-10-11	689	0	0.00	0.00	0	0.00	0	16.36	1	72.73
WB	1996-08-01	725	0	0.00	0.18	1	39.68	5	3.74	1	3.38
LW	1989-10-20	522	0	0.51	4.10	2	3.59	1	5.13	2	75.90
DO	2000-07-04	475	0	0.00	0.78	1	15.56	2	0.97	2	5.64
FJR	1981-07-01	483	0	0.00	49.48	1	49.48	1	49.48	1	3.46
NV08-CR-11-BIO-6	2004-07-01	292	1	0.18	1.44	3	14.00	10	2.15	2	1.80
ND	1996-08-01	614	0	6.32	6.53	2	13.89	3	0.63	1	0.00
SS	1997-02-26	664	0	0.00	1.22	1	0.00	0	0.00	0	0.00
NV09-WR-07-BIO-3	2002-10-17	128	0	0.00	27.01	4	26.82	3	34.48	6	0.38
NV08-CR-07-BIO-1	2002-07-09	150	0	0.00	63.31	4	34.07	3	14.31	3	0.40
LW	1992-11-13	534	0	0.00	41.46	2	21.95	1	22.76	2	37.40
NV06-TR-5--BIO-5	2004-09-16	434	0	0.37	14.98	3	26.22	5	5.81	5	3.00
CN	2004-09-02	467	0	0.17	3.02	2	23.95	4	6.20	4	13.40
LW	1990-10-11	525	0	11.33	39.17	3	16.00	1	16.67	2	54.00
LNK	2005-08-24	507	0	0.00	0.39	2	12.04	4	0.19	1	4.47
TRC	1992-09-28	697	0	0.00	32.99	2	32.79	1	48.16	2	18.65
LW	2001-03-02	555	0	0.00	27.47	1	27.47	1	28.63	2	1.74
NV09-WR-09-BIO-3	2000-08-14	44	0	0.00	7.14	5	12.24	7	6.12	4	2.04
SS	1994-03-29	656	0	4.98	24.50	3	19.32	1	19.52	2	0.40
SS	1988-03-28	633	0	0.00	43.03	1	43.03	1	43.71	2	0.00
LW	1997-07-10	545	0	0.00	8.11	1	8.11	1	8.11	1	0.00
DO	2005-08-23	482	0	1.48	2.41	3	9.83	5	0.93	1	12.43
NV08-CR-04-BIO-1	2004-07-16	297	0	0.00	4.20	4	25.00	11	12.41	10	1.22
NIX	1999-08-01	617	0	0.00	1.01	1	13.79	3	0.20	1	0.00
I80	2000-07-04	492	0	0.00	0.58	1	14.92	3	0.97	2	5.43
NV08-CR-10-BIO-5	2002-07-08	82	0	0.00	12.25	4	10.05	3	12.61	4	0.55
MCN	2000-07-25	607	0	0.00	57.58	2	52.73	1	54.34	3	0.40
Nv06-TR-4--BIO-3	2003-09-12	285	0	0.00	6.06	2	6.77	6	3.57	3	0.18

Appendix A

StationID	CollDate	BenSam pID	RepN um	BivalPct	BrrwrPct	BrrwrTax	ChiroPct	ChiroTax	ClctPct	ClctTax	ClmbrPct
CN	1990-07-24	460	0	0.20	15.26	3	10.37	1	22.31	2	13.11
NV08-CR-06-BIO-4	2003-07-08	231	0	2.57	59.69	7	22.30	18	11.66	14	1.03
MCN	2000-11-01	608	0	0.00	14.47	2	10.53	1	11.40	2	16.67
FJR	2002-09-04	487	0	0.19	0.39	2	12.87	5	4.29	2	35.48
MCN	1990-11-28	583	0	0.00	1.88	2	0.51	1	7.51	2	28.84
MCN	1990-10-11	582	0	0.00	6.13	2	3.95	1	17.39	2	19.96
MCN	1988-06-30	573	0	0.00	1.79	1	1.79	1	4.46	2	14.29
NV06-TR-5-BIO-4	2004-09-16	435	0	1.23	4.21	3	35.61	6	8.07	8	0.70
NV06-TR-5-BIO-4	2003-09-10	290	0	4.73	27.79	4	6.81	7	3.21	4	6.43
MCN	1985-12-17	564	0	0.00	9.52	2	6.35	4	4.76	3	0.00
NV08-CR-10-BIO-4	2003-07-03	244	0	0.41	9.32	6	7.04	9	2.07	6	0.41
MCN	2000-03-29	605	0	0.00	5.83	2	5.42	1	6.67	2	0.83
NV08-CR-07-BIO-1	2004-07-02	347	1	0.00	26.42	7	44.43	19	21.96	11	11.66
NV08-CR-04-BIO-2	2004-07-19	298	0	0.00	0.91	4	17.70	7	8.39	3	0.55
FJR	1989-09-25	484	0	0.00	1.49	1	0.00	0	0.00	0	37.91
LW	1992-03-24	531	0	0.00	78.57	1	78.57	1	85.71	2	7.14
SS	1988-08-29	635	0	2.41	9.64	2	7.23	1	8.43	2	34.94
DO	1989-09-25	470	0	31.75	41.27	3	4.76	1	4.76	1	11.11
LW	1987-06-23	515	0	0.00	14.46	2	1.41	1	2.21	2	5.02
NV09-WR-03-BIO-1	2002-07-11	142	0	0.00	17.46	5	10.71	4	11.31	5	0.00
NV08-CR-01-BIO-1	2003-07-14	239	0	0.39	28.13	7	33.53	24	23.12	15	8.29
TRC	2001-03-06	721	0	0.34	34.58	2	34.24	1	36.27	2	9.49
NV09-WR-07-BIO-3	2001-07-19	35	0	0.00	3.14	3	9.22	7	8.82	5	0.20
MCN	1993-06-09	589	0	0.00	16.96	2	9.36	1	9.36	1	0.58
LW	1988-03-28	516	0	0.00	72.91	2	71.71	1	72.11	2	0.40
SS	1989-08-29	639	0	62.01	68.38	2	6.37	1	8.01	2	2.05
CN	1981-07-01	459	0	0.00	8.63	1	8.63	1	8.63	1	0.17
NV08-CR-01-BIO-1	2004-07-15	294	0	0.00	6.08	2	16.99	13	3.94	6	5.19
NV06-TR-6-BIO-6	2001-03-07	130	0	0.21	10.74	4	11.57	4	13.02	6	22.73
NIX	2002-09-04	620	0	1.08	9.53	3	4.68	4	8.63	1	32.91
MCN	1996-10-23	596	0	0.00	1.73	2	1.55	1	1.90	2	0.00
SS	1988-06-23	634	0	0.00	0.00	0	0.00	0	0.00	0	41.27
MBD	1999-08-01	561	0	0.00	0.00	0	71.11	2	15.56	1	0.00
LW	1994-08-24	539	0	0.54	11.07	2	10.53	1	10.71	2	71.14
LW	1985-07-17	508	0	0.00	10.95	3	26.95	9	4.21	3	62.53
LW	1987-03-16	514	0	0.00	1.90	3	1.38	2	0.69	1	3.79
LW	1995-08-15	542	0	0.00	51.89	1	51.89	1	53.21	2	0.19
LNK	2001-08-28	503	0	0.00	0.20	1	30.27	5	1.95	2	18.36
TRC	1989-08-29	685	0	0.17	44.00	2	43.83	1	46.33	2	1.00
LW	2000-02-26	551	0	0.00	16.54	2	16.34	1	16.93	2	0.00
TRC	2000-03-29	717	0	1.28	23.88	3	9.81	1	9.81	1	0.21
NV09-WR-03-BIO-1	2002-08-17	165	0	0.00	44.56	5	42.52	4	46.26	5	0.51
SS	1992-03-24	649	0	0.00	37.50	1	37.50	1	75.00	2	0.00
TRC	2000-11-06	720	0	0.40	10.56	2	10.16	1	10.16	1	10.56

Appendix A

StationID	CollDate	BenSam plD	RepN um	BivalPct	BrrwrPct	BrrwrTax	ChiroPct	ChiroTax	ClctPct	ClctTax	ClmbrPct
NV06-TR-2-BIO-2	2005-08-30	69	0	0.00	1.76	3	18.28	16	7.03	9	0.88
NV08-CR-10-BIO-4	2004-07-01	351	0	0.00	3.94	1	17.26	7	1.13	2	0.19
NV08-CR-12-BIO-7	2002-07-19	149	0	1.27	21.74	9	15.22	5	13.59	5	0.91
TRC	1990-06-26	688	0	0.00	3.47	1	3.47	1	4.10	2	0.32
NV06-TR-5--BIO-5	2005-09-01	19	0	2.36	19.78	5	35.93	11	7.26	11	7.99
NV08-CR-04-BIO-2	2004-07-19	298	1	0.00	0.55	2	17.88	5	14.78	2	0.73
TRUCK5	2004-09-17	439	0	1.57	11.55	3	18.00	6	11.55	6	1.76
MCN	2002-02-05	610	0	0.00	11.72	1	11.72	1	12.50	2	10.16
WB	1990-07-24	724	0	1.16	7.90	4	6.17	2	6.55	2	66.86
NIX	2000-07-04	618	0	1.40	2.20	2	13.43	2	0.60	2	0.60
NV08-CR-06-BIO-2	2004-07-02	295	0	0.00	39.89	4	39.51	19	15.31	9	2.08
DO	2000-08-19	476	0	0.36	46.55	2	46.18	1	46.55	2	0.00
NV09-WR-08-BIO-5	2002-10-18	163	0	0.17	48.20	7	38.59	4	25.04	4	0.86
SS	1998-10-21	667	0	0.19	12.43	2	12.23	1	12.62	2	4.66
NV08-CR-06-BIO-2	2001-06-20	9	0	0.00	6.56	6	13.47	11	5.35	7	25.39
NV08-CR-06-BIO-4	2004-07-02	296	0	1.50	22.14	9	50.47	19	8.26	10	1.69
LW	1998-10-21	548	0	0.00	50.78	3	48.70	1	50.26	3	1.55
SS	1991-09-05	647	0	2.51	40.81	3	37.14	1	49.13	2	18.76
TRC	1993-06-23	700	0	0.00	13.39	2	3.57	1	3.57	1	8.93
SS	1996-10-25	663	0	0.00	5.00	1	5.00	1	5.00	1	0.00
NV09-WR-09-BIO-2	2002-07-10	54	0	0.91	1.81	4	5.25	7	1.81	3	59.06
NV09-WR-04-BIO-3	2002-07-16	166	0	0.17	21.33	3	21.15	2	24.13	5	1.22
NV08-CR-09-BIO-3	2004-06-30	350	0	0.18	2.66	2	9.24	7	0.53	2	0.53
NV08-CR-01-BIO-1	2001-06-20	8	0	11.70	18.71	6	11.70	11	7.02	6	5.26
DO	2003-08-26	480	0	0.38	1.15	3	7.07	4	5.35	2	14.53

Appendix A

StationID	CollDate	BenSam pID	RepN um	ClmbrTax	ClngrPct	ClngrTax	ColeoPct	ColeoTax	CorbPct	CrCh2ChiPct	CrMolPct
CN	2001-08-28	464	0	3	34.96	9	8.59	2	2.93	32.22	6.05
SS	1995-08-16	660	0	0	16.50	3	0.00	0	0.00	0.00	0.00
NB	1989-09-25	611	0	2	0.00	0	0.00	0	8.60	0.00	23.66
LW	1993-11-10	537	0	2	93.79	3	0.72	1	0.00	0.00	0.00
MBD	2005-08-26	562	0	3	44.26	8	0.36	1	0.00	9.09	0.18
SS	2004-09-13	670	0	2	14.08	8	1.26	2	0.00	9.38	0.00
LW	2000-08-09	553	0	1	64.75	3	0.00	0	0.00	0.00	0.00
NV06-TR-2-BIO-2	2001-05-29	70	1	1	31.68	16	6.86	1	0.00	0.00	0.00
NV06-TR-5--BIO-5	2003-09-10	291	0	2	63.02	9	0.35	1	0.00	9.29	2.26
SS	1990-10-10	643	0	1	0.51	1	0.51	1	61.38	0.00	87.02
NV08-CR-08-BIO-2	2002-07-09	148	0	1	21.00	6	10.50	2	0.00	0.00	0.52
SS	1986-08-18	630	0	1	56.25	8	0.81	1	0.00	4.35	0.00
TRC	1989-03-30	683	0	1	4.11	3	3.49	1	0.21	0.00	5.75
SS	1988-10-28	636	0	3	1.53	3	0.26	1	2.05	0.00	21.48
LNx	2000-07-04	502	0	3	43.54	11	3.96	4	10.00	27.78	10.00
NV08-CR-04-BIO-2	2002-07-10	136	0	1	52.37	15	7.63	2	0.00	0.00	0.34
NIX	2003-08-27	621	0	2	47.22	9	0.17	1	0.00	11.36	0.00
MCN	1991-11-01	587	0	1	46.15	1	46.15	1	0.00	0.00	3.85
MCN	1993-06-23	590	0	1	22.94	5	0.00	0	0.00	0.00	0.00
LW	1991-06-26	528	0	1	9.86	3	1.76	1	0.35	0.00	0.70
NIX	1981-06-30	615	0	1	9.96	2	0.00	0	0.00	0.00	0.00
MCN	1987-03-17	568	0	2	52.70	7	0.00	0	0.00	0.00	0.00
SS	1989-10-20	640	0	2	4.42	1	0.00	0	0.00	0.00	19.73
NV08-CR-13-BIO8	2004-07-02	343	0	1	39.64	15	0.00	0	1.64	20.13	1.64
NV08-CR-04-BIO-1	2004-07-16	297	1	4	64.38	20	13.73	2	0.00	13.24	0.00
LW	1988-10-28	519	0	2	56.36	2	0.00	0	0.00	0.00	0.00
SS	1993-06-23	653	0	0	2.53	1	0.00	0	0.00	0.00	5.06
NV09-WR-08-BIO-4	2002-10-18	125	0	2	34.19	10	7.11	2	0.00	0.00	0.40
TRC	1989-10-20	686	0	2	73.35	3	4.48	1	0.00	0.00	0.21
MCN	1989-04-03	576	0	0	17.92	3	5.38	1	0.36	0.00	1.43
SS	1994-10-04	658	0	2	13.57	1	13.57	1	0.00	0.00	1.43
LW	2000-11-02	554	0	1	58.07	3	0.00	0	0.00	0.00	0.00
FJR	2000-07-04	485	0	2	21.67	10	0.60	2	0.20	22.35	0.20
I80	2004-09-01	496	0	4	52.05	9	2.50	2	0.00	22.05	0.00
DO	1990-07-24	471	0	2	1.06	1	1.06	1	1.60	0.00	11.35
SS	1986-04-28	629	0	0	53.75	5	1.25	1	0.00	0.00	1.25
NV08-CR-13-BIO8	2004-07-02	343	1	2	51.05	15	0.00	0	0.35	29.25	1.05
MBD	1996-08-01	560	0	0	72.19	5	0.00	0	1.18	0.00	1.18
NV09-WR-04-BIO-2	2000-08-18	40	0	2	42.04	10	0.20	1	0.00	4.27	0.00
NV08-CR-10-BIO-5	2003-07-07	243	0	2	38.42	8	0.00	0	0.35	10.94	0.70
NV08-CR-08-BIO-2	2001-06-19	10	0	3	40.82	12	0.82	2	0.00	3.92	17.55
SS	1995-11-02	661	0	0	76.23	5	0.20	1	0.00	0.00	0.00
SS	1996-08-01	662	0	0	67.70	6	0.00	0	0.00	0.00	0.00
NB	1996-08-01	612	0	2	62.47	9	0.41	1	0.62	8.44	0.62

Appendix A

StationID	CollDate	BenSam pID	RepN um	ClmbrTax	ClngrPct	ClngrTax	ColeoPct	ColeoTax	CorbPct	CrCh2ChiPct	CrMolPct
SS	1999-10-21	669	0	1	77.62	2	0.00	0	0.00	0.00	0.00
I80	1999-08-01	491	0	0	53.15	8	0.00	0	0.00	20.45	0.00
DO	2000-11-18	477	0	3	37.24	6	0.92	1	13.56	0.00	13.56
NV08-CR-04-BIO-1	2002-07-01	157	0	1	52.46	16	20.43	2	0.00	0.00	0.00
TRC	1990-10-29	690	0	2	55.96	3	3.64	1	0.00	0.00	0.00
MCN	1987-06-23	569	0	1	78.17	4	0.39	1	0.00	0.00	0.00
SS	1987-12-11	632	0	2	69.60	6	0.00	0	0.00	7.55	0.00
CN	2005-08-23	468	0	4	40.16	7	1.02	1	0.00	1.61	2.05
LW	1991-11-01	530	0	2	20.83	1	20.83	1	2.08	0.00	25.00
NV09-WR-09-BIO-2	2002-07-16	122	0	2	6.10	4	0.51	2	1.19	0.00	14.41
CN	2003-08-26	466	0	4	35.69	10	1.01	2	0.00	13.04	5.04
TRC	1994-12-29	706	0	2	27.03	3	1.42	1	0.61	0.00	14.63
CN	2000-07-04	463	0	3	44.56	8	6.45	1	5.65	0.00	10.48
LW	1985-09-19	509	0	1	5.32	5	0.00	0	0.00	43.75	2.23
NV08-CR-07-BIO-1	2001-06-28	57	0	2	71.75	9	0.53	1	0.00	25.82	0.18
I80	1996-08-01	490	0	0	71.55	6	0.00	0	0.00	0.00	0.00
SS	1989-03-30	637	0	1	6.38	2	0.00	0	0.53	0.00	4.79
DO	2001-03-13	478	0	0	91.67	5	2.27	1	1.52	0.00	1.52
MCN	1990-06-26	581	0	2	56.10	7	11.22	1	0.00	0.00	0.00
SS	1985-09-16	627	0	1	8.24	2	0.00	0	0.00	0.00	9.41
FJR	2001-08-28	486	0	3	34.38	11	3.70	3	0.00	8.50	0.18
NV08-CR-12-BIO-7	2004-06-17	342	0	2	39.81	11	0.19	1	8.22	13.59	8.22
LW	1986-04-25	511	0	0	33.61	11	0.27	1	0.00	3.08	0.00
NV08-CR-12-BIO-7	2001-06-12	12	0	3	37.01	8	0.00	0	6.34	3.13	9.61
NV09-WR-04-BIO-3	2001-07-09	41	0	0	63.27	10	0.17	1	0.00	5.00	0.00
TRC	1993-10-01	701	0	1	13.79	2	12.07	1	0.00	0.00	0.00
SS	1989-06-20	638	0	1	3.34	4	2.00	1	14.52	0.00	16.36
NV06-TR-2-BIO-2	2002-06-17	199	0	1	5.88	10	0.38	1	0.00	0.00	0.00
TRC	1993-06-09	699	0	1	0.99	1	0.00	0	0.00	0.00	0.99
LNK	1999-08-01	501	0	1	59.24	10	0.40	1	0.00	8.00	0.00
NV08-CR-01-BIO-1	2002-07-10	160	0	1	31.25	15	1.29	1	0.00	0.00	0.00
MCN	1999-07-26	603	0	0	69.23	8	0.70	1	0.00	0.00	0.00
DO	2004-09-02	481	0	3	22.37	7	0.97	1	0.00	15.09	3.89
MCN	1988-03-30	572	0	1	88.26	6	1.83	2	0.00	0.00	0.00
LW	1990-06-27	524	0	1	3.80	5	1.14	1	0.00	0.00	2.09
NV09-WR-04-BIO-2	2002-07-16	171	0	1	7.02	5	0.58	1	0.00	0.00	0.19
NV06-TR-2-BIO-2	2004-09-17	438	0	3	51.87	21	5.17	3	0.00	7.41	0.18
LNK	2004-09-02	506	0	3	60.11	8	0.18	1	0.00	83.21	0.00
LW	1994-12-30	541	0	1	13.33	1	0.00	0	1.11	0.00	22.22
NV08-CR-10-BIO-5	2004-07-01	348	0	2	39.23	10	0.00	0	0.74	1.05	0.74
TRC	1992-06-30	696	0	1	15.91	4	7.86	1	0.39	0.00	0.98
FJR	2003-08-26	488	0	3	19.96	8	0.77	1	0.19	5.19	0.19
NV06-TR-6-BIO-6	2001-03-07	3	0	1	37.95	6	1.03	1	0.00	0.00	0.00
NV09-WR-04-BIO-4	2001-08-16	42	0	3	49.28	11	0.36	2	0.54	6.18	1.61

Appendix A

StationID	CollDate	BenSam pID	RepN um	ClmbrTax	ClngrPct	ClngrTax	ColeoPct	ColeoTax	CorbPct	CrCh2ChiPct	CrMolPct
MCN	1990-03-22	580	0	1	16.02	5	0.39	1	0.00	0.00	0.78
TRC	1994-08-23	704	0	1	49.64	2	1.46	1	2.19	0.00	2.19
MCN	1994-03-29	593	0	0	16.24	5	0.21	1	0.00	0.00	0.21
TRC	2000-08-08	719	0	1	53.99	2	0.00	0	0.94	0.00	1.17
SS	1990-11-28	644	0	1	7.09	2	6.88	1	39.68	0.00	57.69
CN	1996-08-01	461	0	1	62.94	7	0.00	0	10.14	10.81	10.14
MBD	1990-07-24	559	0	1	0.36	1	0.36	1	0.55	0.00	62.73
LNx	1981-07-08	499	0	0	6.93	2	0.00	0	0.00	0.00	0.00
NV08-CR-06-BIO-4	2001-06-20	7	0	0	59.60	10	1.40	3	0.00	43.34	2.60
TRC	1986-04-25	676	0	1	42.86	10	0.37	1	0.00	2.80	1.83
LW	1993-10-01	536	0	0	87.50	2	0.00	0	0.00	0.00	0.00
TRC	1996-10-25	709	0	1	82.49	4	0.00	0	0.00	0.00	0.00
MCN	1992-06-30	588	0	2	51.82	2	50.00	1	0.00	0.00	0.91
TRUCK2	2004-09-20	437	0	5	28.06	15	2.26	1	0.00	35.21	3.20
NV08-CR-04-BIO-1	2001-06-21	4	0	3	70.40	15	17.80	2	0.00	14.74	0.00
TRC	1991-09-05	693	0	1	21.62	2	1.35	1	0.34	0.00	0.34
LW	1999-10-20	550	0	1	86.52	5	0.20	1	0.00	0.00	0.00
SS	1992-09-09	651	0	2	0.00	0	0.00	0	9.52	0.00	52.38
TRC	1991-06-26	692	0	2	41.45	3	0.35	1	0.17	0.00	3.28
Nv06-TR-4--BIO-3	2003-09-12	285	1	2	14.41	12	1.62	1	0.00	16.00	0.72
SS	1991-06-26	646	0	2	8.52	1	0.00	0	20.45	0.00	25.57
NV09-WR-08-BIO-4	2001-07-23	36	0	2	65.27	15	15.37	3	0.00	9.09	0.00
NV08-CR-01-BIO-1	2004-07-15	294	1	2	38.36	22	0.73	2	0.00	8.82	0.00
SS	2005-08-22	671	0	2	47.75	9	0.00	0	0.00	6.15	0.00
NV08-CR-09-BIO-3	2004-06-30	350	1	2	57.31	9	0.00	0	1.03	0.00	1.03
NV09-WR-06-BIO-1	2002-10-17	123	0	1	43.85	7	12.12	2	0.00	0.00	0.00
I80	1981-08-01	489	0	1	26.32	3	0.00	0	0.00	0.00	0.00
NB	2005-08-26	613	0	2	59.14	10	0.93	2	0.00	4.05	0.19
MBD	1989-09-25	558	0	1	3.26	1	0.00	0	0.00	0.00	89.13
NIX	2005-08-24	623	0	2	58.33	8	0.00	0	0.00	5.00	0.00
LW	1986-08-18	512	0	1	79.47	6	2.24	2	0.00	0.00	0.00
MCN	1991-09-05	586	0	2	72.39	4	13.13	1	0.00	0.00	0.00
TRC	1988-08-29	681	0	3	8.42	3	3.16	1	0.00	0.00	2.11
SS	1997-07-10	665	0	0	68.77	4	0.00	0	0.00	0.00	0.00
LNx	2002-09-04	504	0	2	8.93	7	3.11	2	0.00	30.77	4.85
SS	1990-06-26	642	0	1	1.25	1	1.25	1	42.07	0.00	55.61
TRC	1990-03-22	687	0	2	8.52	3	0.25	1	0.00	0.00	5.51
SS	1993-06-09	652	0	1	0.00	0	3.03	1	0.00	0.00	18.18
I80	2003-08-26	495	0	2	36.66	9	0.81	2	0.00	4.92	0.00
NV09-WR-09-BIO-1	2000-08-16	43	0	3	16.77	6	2.99	1	1.20	6.06	6.59
MCN	1986-12-12	567	0	2	79.06	9	2.35	2	0.00	0.00	0.21
TRC	1988-06-22	680	0	2	43.29	2	5.19	1	0.00	0.00	2.16
NV08-CR-07-BIO-1	2003-07-08	241	0	2	35.78	20	1.25	4	0.00	14.92	0.36
SS	1990-03-22	641	0	2	33.87	3	24.19	1	0.00	0.00	16.13

## Appendix A

StationID	CollDate	BenSam pID	RepN um	ClmbrTax	ClngrPct	ClngrTax	ColeoPct	ColeoTax	CorbPct	CrCh2ChiPct	CrMolPct
CN	1999-08-01	462	0	2	30.86	9	1.76	2	0.20	6.45	0.20
MCN	2001-03-01	609	0	1	41.27	7	0.79	1	0.00	0.00	0.00
NV08-CR-06-BIO-2	2003-07-08	240	0	4	29.92	5	0.19	1	0.00	21.28	3.41
LW	1994-03-29	538	0	3	21.66	2	0.35	1	0.00	0.00	0.00
LW	1989-04-03	520	0	0	0.79	2	0.39	1	0.39	0.00	18.90
TRC	1985-09-17	673	0	1	12.50	5	0.00	0	0.00	0.00	14.58
MCN	1986-05-14	565	0	0	45.55	12	0.52	1	0.00	2.36	0.00
NV06-TR-2-BIO-2	2005-08-30	69	6	1	14.55	10	0.94	1	0.00	0.00	0.00
AH	1996-08-01	457	0	1	73.29	7	0.21	1	0.00	0.00	0.00
MBD	1981-06-23	557	0	2	10.36	2	0.20	1	0.00	0.00	4.38
LW	1991-04-02	527	0	0	11.71	3	0.00	0	0.00	0.00	0.00
TRC	1989-06-20	684	0	2	20.33	4	0.17	1	0.00	0.00	5.50
NV08-CR-04-BIO-1	2003-07-15	228	0	2	62.81	17	31.60	2	0.00	6.82	0.00
SS	1991-04-02	645	0	1	6.34	2	0.00	0	12.68	0.00	21.13
MCN	1985-09-19	563	0	2	20.86	10	0.00	0	0.00	37.14	0.00
NV06-TR-6-BIO-6	2002-10-14	138	0	4	10.67	5	0.21	1	0.00	0.00	2.30
NV08-CR-08-BIO-2	2004-06-30	349	1	2	42.61	9	0.00	0	0.00	33.33	0.19
WB	1989-09-25	723	0	1	0.00	0	0.00	0	0.60	0.00	91.77
NV08-CR-12-BIO-7	2003-07-05	245	0	0	18.07	10	0.21	1	1.85	3.77	2.05
NV08-CR-11-BIO-6	2001-06-20	58	0	2	26.04	8	53.33	2	0.00	1.47	0.00
NV08-CR-06-BIO-2	2002-07-10	159	0	2	2.48	3	0.21	1	0.00	0.00	14.88
MCN	1987-12-29	571	0	1	48.87	6	3.24	1	0.00	0.00	0.65
LW	2000-03-29	552	0	1	14.25	6	0.25	1	0.00	0.00	0.00
LW	1988-06-23	517	0	1	92.45	2	0.00	0	0.00	0.00	0.00
MCN	1989-10-20	579	0	3	38.14	6	2.24	2	0.00	0.00	0.00
MCN	1991-04-02	584	0	0	30.77	4	0.00	0	0.00	0.00	0.00
NV06-TR-2-BIO-1	2005-08-30	22	0	1	69.28	27	4.02	3	0.00	13.64	0.00
I80	2001-08-28	493	0	3	35.54	9	2.95	3	0.00	8.33	0.00
LW	1990-11-28	526	0	1	28.57	3	12.50	1	8.93	0.00	10.71
TRC	1999-07-27	715	0	0	7.39	5	0.21	1	0.00	0.00	0.00
TRC	1986-08-18	677	0	1	78.90	6	3.04	2	0.00	3.13	0.00
NV06-TR-2-BIO-1	2003-09-15	289	1	2	40.92	25	5.54	3	0.00	29.41	0.57
MCN	1986-08-12	566	0	2	57.72	13	2.52	4	0.00	8.62	0.00
LW	1998-01-12	546	0	2	26.77	4	0.00	0	0.00	0.00	0.00
NV08-CR-05-BIO-3	2001-06-19	6	0	1	68.50	13	3.48	2	0.00	42.34	0.00
NIX	2001-08-21	619	0	3	36.56	8	0.70	3	0.88	23.88	1.23
SS	1998-03-12	666	0	0	7.02	3	0.00	0	0.00	0.00	0.00
MCN	1991-06-26	585	0	2	9.71	4	1.14	1	0.00	0.00	0.00
MCN	1993-11-10	592	0	0	98.26	3	1.39	1	0.00	0.00	0.00
SS	1999-07-27	668	0	0	68.88	2	0.00	0	0.00	0.00	0.00
TRC	1998-07-30	713	0	0	3.77	2	0.00	0	0.00	0.00	0.00
LW	1985-12-17	510	0	1	4.99	3	0.00	0	0.00	0.00	8.80
TRC	1993-11-10	702	0	1	84.37	3	1.07	1	0.00	0.00	0.00
NV08-CR-05-BIO-3	2002-07-14	137	0	1	28.79	10	2.14	2	0.00	0.00	0.00

Appendix A

StationID	CollDate	BenSam pID	RepN um	ClmbrTax	ClngrPct	ClngrTax	ColeoPct	ColeoTax	CorbPct	CrCh2ChiPct	CrMolPct
NV08-CR-05-BIO-3	2004-06-29	299	1	1	60.34	17	2.85	2	0.00	44.95	0.19
MCN	1995-11-06	595	0	0	95.94	7	0.58	1	0.00	0.00	0.00
SS	1993-11-10	655	0	2	58.86	3	0.63	1	0.00	0.00	0.00
TRC	1995-11-01	708	0	3	93.81	4	0.22	1	0.00	0.00	0.00
NIX	2004-09-01	622	0	3	55.62	7	1.18	3	0.00	87.21	5.52
MCN	1997-10-15	599	0	1	72.82	7	2.58	1	0.00	0.00	0.00
TRC	2002-02-07	722	0	2	38.02	3	2.48	1	4.75	0.00	5.17
DO	2000-03-29	473	0	0	28.92	4	0.00	0	0.60	0.00	0.60
TRC	1994-03-29	703	0	2	4.21	1	0.00	0	0.00	0.00	0.00
MCN	2000-06-27	606	0	1	49.54	8	0.61	1	0.00	0.00	0.00
NV08-CR-05-BIO-3	2004-06-29	299	0	1	62.06	21	2.19	3	0.00	39.04	0.17
TRC	1988-10-28	682	0	1	74.86	5	2.73	1	0.55	0.00	1.09
TRC	1987-03-16	678	0	2	60.69	9	2.22	3	0.00	0.00	0.60
NV09-WR-03-BIO-1	2001-07-11	39	0	2	57.06	10	0.18	1	0.00	32.73	0.00
NV08-CR-09-BIO-3	2001-06-14	11	0	1	51.80	10	0.40	2	1.60	9.09	1.60
NV06-TR-2-BIO-2	2003-09-12	284	0	3	40.19	20	2.67	1	0.00	26.67	0.76
LW	1996-10-23	544	0	3	91.30	1	0.00	0	0.00	0.00	0.00
NV08-CR-11-BIO-6	2002-06-20	152	0	0	15.18	7	0.00	0	0.00	0.00	0.52
LNx	2003-08-27	505	0	3	16.76	7	0.19	1	0.00	3.45	0.77
LW	1993-06-09	535	0	3	56.41	4	1.28	1	0.00	0.00	0.00
TRC	1998-10-20	714	0	1	52.97	4	1.62	1	0.00	0.00	0.00
MCN	1993-10-01	591	0	1	94.44	2	0.00	0	0.00	0.00	0.00
NV06-TR-2-BIO-1	2003-09-15	289	0	4	28.86	21	5.70	2	0.00	9.73	1.17
SS	1994-08-24	657	0	3	3.23	3	3.43	3	1.21	0.00	4.65
I80	2005-08-22	497	0	2	43.25	10	0.39	2	0.00	4.65	0.00
MCN	1999-10-20	604	0	1	74.22	8	0.00	0	0.00	0.00	0.00
NV09-WR-06-BIO-1	2002-10-17	34	0	0	39.68	11	11.99	2	0.00	0.00	0.00
TRC	1999-10-21	716	0	2	60.75	3	0.00	0	0.00	0.00	0.00
TRC	1992-03-24	695	0	0	14.29	1	14.29	1	0.00	0.00	0.00
SS	1985-12-17	628	0	2	1.49	3	0.00	0	0.00	33.33	52.79
Nv06-TR-4--BIO-3	2000-09-08	21	0	0	67.92	3	0.00	0	0.00	0.00	0.00
DO	1981-07-01	469	0	1	26.14	2	0.00	0	0.00	0.00	0.41
TRC	2000-06-23	718	0	1	53.24	2	0.00	0	0.00	0.00	0.00
SS	1994-12-22	659	0	2	3.95	2	2.63	1	0.66	0.00	12.50
MCN	1998-07-31	601	0	0	66.89	9	0.00	0	0.00	0.00	0.00
I80	2002-09-04	494	0	3	30.36	9	2.02	3	0.40	27.08	1.21
TRC	1994-10-12	705	0	2	25.34	3	2.34	1	0.00	0.00	0.39
NV09-WR-08-BIO-6	2001-07-10	38	0	1	11.36	7	0.63	2	0.00	17.14	0.00
SS	1985-07-18	626	0	2	33.79	2	0.00	0	0.00	0.00	0.00
NV08-CR-08-BIO-2	2004-06-30	349	0	2	50.73	12	0.00	0	0.00	25.44	0.00
LW	1988-08-29	518	0	2	0.53	1	0.00	0	0.00	0.00	10.53
TRC	1997-07-10	710	0	0	15.86	4	0.00	0	0.00	0.00	0.00
NV08-CR-09-BIO-3	2003-07-07	232	0	0	69.40	8	0.00	0	0.00	30.00	0.00
NV08-CR-10-BIO-4	2004-07-01	351	1	2	65.07	12	0.00	0	0.37	0.00	0.37

Appendix A

StationID	CollDate	BenSam pID	RepN um	ClmbrTax	ClngrPct	ClngrTax	ColeoPct	ColeoTax	CorbPct	CrCh2ChiPct	CrMolPct
DO	2000-06-23	474	0	0	51.39	6	0.79	1	0.00	0.00	0.00
NV08-CR-06-BIO-4	2002-07-10	140	0	0	0.39	1	0.58	1	0.19	0.00	14.15
NV06-TR-2-BIO-1	2004-09-20	436	0	2	48.96	26	0.52	2	0.00	4.55	0.35
NV08-CR-10-BIO-4	2002-07-12	106	0	1	15.19	6	0.00	0	0.00	0.00	0.59
MCN	1997-02-26	597	0	1	59.02	4	3.28	1	0.00	0.00	1.64
NV08-CR-07-BIO-1	2004-07-02	347	0	2	53.43	12	0.72	3	0.00	50.65	1.62
MCN	1989-06-21	577	0	1	0.89	1	0.00	0	0.00	0.00	0.89
SS	1987-03-16	631	0	2	71.85	6	0.00	0	0.00	0.00	0.00
TRC	1995-08-15	707	0	1	17.39	6	0.00	0	0.00	0.00	0.00
LW	1991-09-05	529	0	1	5.46	3	3.39	1	0.00	0.00	0.19
AH	1999-08-01	458	0	1	53.36	9	1.06	2	0.00	16.39	0.00
LW	1994-10-12	540	0	2	0.00	0	0.00	0	0.36	0.00	43.27
NV08-CR-06-BIO-2	2004-07-02	295	1	4	41.38	8	0.19	1	0.00	36.50	2.30
NV09-WR-04-BIO-2	2002-07-11	162	0	2	5.19	4	4.23	2	0.00	0.00	2.12
Nv06-TR-4--BIO-3	2004-09-17	432	0	2	40.99	14	1.19	1	0.00	28.57	0.99
LW	1999-07-26	549	0	0	49.74	6	0.26	1	0.00	0.00	0.00
MCN	1989-08-30	578	0	2	57.23	8	1.35	1	0.00	0.00	0.00
NV08-CR-10-BIO-5	2004-07-01	348	1	0	45.88	8	0.00	0	0.53	0.00	0.70
NV08-CR-08-BIO-2	2003-07-07	242	0	3	38.49	16	0.00	0	0.00	23.85	0.60
NV06-TR-5-BIO-4	2005-09-02	20	0	1	55.93	9	0.00	0	0.21	4.00	0.21
NV08-CR-04-BIO-2	2001-06-28	5	0	2	78.83	20	11.84	2	0.00	45.10	0.00
NIX	1990-07-24	616	0	1	1.45	1	1.45	1	8.33	0.00	76.45
TRC	1985-12-17	674	0	1	6.86	8	0.00	0	0.00	7.86	12.36
MCN	1997-07-10	598	0	0	65.41	6	0.00	0	0.00	0.00	0.00
MCN	1988-10-28	575	0	1	79.50	7	12.23	1	0.00	0.00	0.00
LNx	1990-07-24	500	0	1	0.00	0	0.00	0	3.27	0.00	55.17
TRC	1987-12-11	679	0	1	81.64	5	0.00	0	0.00	0.00	0.00
NV06-TR-6-BIO-6	2004-09-06	433	0	3	19.86	9	1.70	1	0.17	17.39	0.17
SS	1992-06-30	650	0	1	0.00	0	0.00	0	2.64	0.00	91.13
LW	2002-02-06	556	0	2	5.57	2	0.00	0	0.00	0.00	1.67
NV06-TR-2-BIO-2	2001-05-29	70	0	1	21.00	15	5.20	1	0.00	0.00	0.00
NV08-CR-12-BIO-7	2004-06-17	342	1	1	45.96	10	0.00	0	3.83	18.03	5.11
MCN	1998-10-20	602	0	1	83.81	8	1.04	1	0.00	0.00	0.00
LW	1995-10-30	543	0	1	84.14	8	1.16	1	0.00	0.00	0.00
TRC	1991-04-02	691	0	0	14.57	3	0.00	0	0.00	0.00	3.31
NV08-CR-04-BIO-2	2003-07-15	229	0	4	59.35	22	15.82	2	0.00	7.34	0.17
LW	1990-03-22	523	0	2	2.44	4	0.52	1	0.00	0.00	0.35
CN	2002-09-04	465	0	4	32.15	7	0.67	2	0.67	30.38	22.73
SS	1991-10-29	648	0	1	3.92	2	3.74	1	0.18	0.00	88.06
MCN	1987-09-28	570	0	2	84.39	5	3.99	1	0.00	0.00	0.00
NV08-CR-11-BIO-6	2003-07-03	233	0	1	27.17	13	0.00	0	0.19	45.04	0.19
NV08-CR-11-BIO-6	2004-07-01	292	0	3	43.20	14	0.00	0	0.00	2.63	1.00
TRC	1998-01-12	712	0	1	64.14	4	0.00	0	0.00	0.00	0.00
DO	1999-08-01	472	0	1	34.12	7	0.00	0	0.00	7.02	0.00

Appendix A

StationID	CollDate	BenSam pID	RepN um	ClmbrTax	ClngrPct	ClngrTax	ColeoPct	ColeoTax	CorbPct	CrCh2ChiPct	CrMolPct
TRC	1997-10-15	711	0	1	73.69	3	0.60	1	0.20	0.00	0.20
LW	1986-12-12	513	0	2	70.85	8	11.86	1	0.00	4.42	0.00
LW	1998-07-27	547	0	1	83.33	5	0.00	0	0.00	0.00	0.00
LW	1989-06-20	521	0	1	16.76	6	0.00	0	0.00	0.00	6.94
MCN	1995-08-16	594	0	0	20.27	6	0.00	0	0.00	0.00	0.34
SS	1993-10-01	654	0	0	21.74	2	4.35	1	0.00	0.00	0.00
NV08-CR-06-BIO-4	2004-07-02	296	1	1	54.83	11	0.53	1	0.00	54.91	0.53
NV09-WR-08-BIO-5	2000-10-31	37	0	1	45.83	6	0.00	0	0.00	9.09	0.00
NV08-CR-09-BIO-3	2002-08-10	158	0	0	11.26	6	0.19	1	0.39	0.00	0.39
LW	1992-06-30	532	0	1	6.24	4	3.12	1	3.51	0.00	4.48
TRC	1992-11-13	698	0	3	5.01	3	3.51	1	0.00	0.00	0.83
MCN	1998-01-12	600	0	1	37.20	12	1.00	1	0.00	0.00	0.00
TRC	1991-10-29	694	0	1	19.49	3	16.95	1	0.00	0.00	13.56
MCN	1988-08-29	574	0	2	29.33	4	5.33	1	0.00	0.00	0.67
DO	2002-09-04	479	0	3	7.80	6	1.75	2	1.17	29.41	10.72
LW	1992-09-30	533	0	1	6.27	2	5.97	1	0.60	0.00	0.60
TRC	1990-10-11	689	0	2	16.36	1	16.36	1	0.00	0.00	0.00
WB	1996-08-01	725	0	2	69.57	9	0.18	1	0.00	1.79	0.00
LW	1989-10-20	522	0	1	4.10	4	1.54	1	0.51	0.00	3.59
DO	2000-07-04	475	0	1	30.35	8	1.36	2	0.00	3.75	0.00
FJR	1981-07-01	483	0	3	22.15	2	0.00	0	0.00	0.00	1.56
NV08-CR-11-BIO-6	2004-07-01	292	1	3	51.71	13	0.00	0	0.18	1.28	0.72
ND	1996-08-01	614	0	0	70.95	7	0.00	0	6.32	18.18	6.32
SS	1997-02-26	664	0	0	67.07	3	0.00	0	0.00	0.00	0.00
NV09-WR-07-BIO-3	2002-10-17	128	0	2	45.59	8	19.16	2	0.00	0.00	0.77
NV08-CR-07-BIO-1	2002-07-09	150	0	2	6.25	6	1.01	1	0.00	0.00	1.21
LW	1992-11-13	534	0	1	7.32	3	0.81	1	0.00	0.00	4.07
NV06-TR-5--BIO-5	2004-09-16	434	0	4	40.82	8	0.37	1	0.37	20.71	2.25
CN	2004-09-02	467	0	5	53.10	10	5.53	3	0.17	16.08	1.68
LW	1990-10-11	525	0	2	1.00	2	0.67	1	11.33	0.00	12.83
LNx	2005-08-24	507	0	2	57.09	10	0.97	2	0.00	1.61	0.00
TRC	1992-09-28	697	0	2	18.03	4	15.37	1	0.00	0.00	0.20
LW	2001-03-02	555	0	1	15.09	3	1.16	1	0.00	0.00	0.00
NV09-WR-09-BIO-3	2000-08-14	44	0	2	28.57	7	2.55	2	0.00	12.50	1.53
SS	1994-03-29	656	0	1	1.59	2	0.20	1	4.98	0.00	5.18
SS	1988-03-28	633	0	0	11.73	3	0.68	1	0.00	0.00	0.51
LW	1997-07-10	545	0	0	36.04	6	0.00	0	0.00	0.00	0.00
DO	2005-08-23	482	0	2	35.44	8	0.00	0	0.00	5.66	1.48
NV08-CR-04-BIO-1	2004-07-16	297	0	2	66.61	19	15.03	4	0.00	21.68	0.00
NIX	1999-08-01	617	0	0	64.91	7	0.00	0	0.00	0.00	0.00
I80	2000-07-04	492	0	2	29.84	8	0.78	1	0.00	24.68	0.00
NV08-CR-10-BIO-5	2002-07-08	82	0	1	15.36	7	0.18	1	0.00	0.00	0.00
MCN	2000-07-25	607	0	2	14.75	8	1.41	1	0.00	0.00	0.00
Nv06-TR-4--BIO-3	2003-09-12	285	0	1	17.47	9	2.14	1	0.00	10.53	0.36

Appendix A

StationID	CollDate	BenSam pID	RepN um	ClmbrTax	ClngnPct	ClngTax	ColeoPct	ColeoTax	CorbPct	CrCh2ChiPct	CrMolPct
CN	1990-07-24	460	0	3	25.24	4	11.94	1	0.20	0.00	6.46
NV08-CR-06-BIO-4	2003-07-08	231	0	4	18.01	9	0.17	1	0.00	40.00	2.74
MCN	2000-11-01	608	0	3	43.86	5	0.88	1	0.00	0.00	0.44
FJR	2002-09-04	487	0	2	12.67	4	0.19	1	0.19	27.27	6.24
MCN	1990-11-28	583	0	1	63.48	5	7.00	1	0.00	0.00	1.02
MCN	1990-10-11	582	0	3	58.30	5	13.44	1	0.00	0.00	0.00
MCN	1988-06-30	573	0	1	70.54	8	2.68	1	0.00	0.00	0.00
NV06-TR-5-BIO-4	2004-09-16	435	0	2	54.74	8	0.18	1	0.18	4.43	3.16
NV06-TR-5-BIO-4	2003-09-10	290	0	3	8.13	6	0.57	1	2.27	80.56	6.99
MCN	1985-12-17	564	0	0	46.03	8	0.00	0	0.00	0.00	3.17
NV08-CR-10-BIO-4	2003-07-03	244	0	1	51.76	12	0.00	0	0.41	50.00	0.41
MCN	2000-03-29	605	0	1	37.08	6	1.25	1	0.00	0.00	0.00
NV08-CR-07-BIO-1	2004-07-02	347	1	3	33.62	10	0.51	2	0.00	26.64	3.26
NV08-CR-04-BIO-2	2004-07-19	298	0	2	74.45	19	12.77	2	0.00	38.14	0.00
FJR	1989-09-25	484	0	2	0.00	0	0.00	0	0.00	0.00	53.13
LW	1992-03-24	531	0	1	7.14	1	7.14	1	0.00	0.00	0.00
SS	1988-08-29	635	0	2	4.82	2	1.20	1	0.00	0.00	24.10
DO	1989-09-25	470	0	2	0.00	0	0.00	0	31.75	0.00	71.43
LW	1987-06-23	515	0	2	43.78	3	0.80	1	0.00	0.00	0.00
NV09-WR-03-BIO-1	2002-07-11	142	0	0	51.98	6	0.40	1	0.00	0.00	0.00
NV08-CR-01-BIO-1	2003-07-14	239	0	3	30.44	27	0.96	2	0.00	2.87	0.39
TRC	2001-03-06	721	0	2	46.10	3	2.03	1	0.34	0.00	0.68
NV09-WR-07-BIO-3	2001-07-19	35	0	1	49.61	11	10.20	2	0.00	0.00	0.00
MCN	1993-06-09	589	0	1	5.85	2	0.00	0	0.00	0.00	4.68
LW	1988-03-28	516	0	1	14.74	4	0.00	0	0.00	0.00	1.59
SS	1989-08-29	639	0	2	1.64	1	1.64	1	62.01	0.00	80.49
CN	1981-07-01	459	0	1	67.17	3	0.00	0	0.00	0.00	0.00
NV08-CR-01-BIO-1	2004-07-15	294	0	2	40.79	25	1.07	1	0.00	16.84	0.18
NV06-TR-6-BIO-6	2001-03-07	130	0	2	14.26	8	2.07	3	0.21	0.00	0.62
NIX	2002-09-04	620	0	4	8.81	5	0.00	0	1.08	57.69	4.14
MCN	1996-10-23	596	0	0	96.03	8	0.35	1	0.00	0.00	0.17
SS	1988-06-23	634	0	1	12.70	2	0.00	0	0.00	0.00	20.63
MBD	1999-08-01	561	0	0	71.11	2	0.00	0	0.00	3.13	2.22
LW	1994-08-24	539	0	1	0.54	3	0.18	1	0.54	0.00	17.79
LW	1985-07-17	508	0	1	21.47	5	0.00	0	0.00	9.38	0.21
LW	1987-03-16	514	0	1	72.76	8	0.34	1	0.00	50.00	0.00
LW	1995-08-15	542	0	1	26.60	7	0.00	0	0.00	0.00	0.00
LNK	2001-08-28	503	0	3	40.04	6	0.20	1	0.00	5.16	0.00
TRC	1989-08-29	685	0	2	27.67	5	2.50	1	0.17	0.00	4.67
LW	2000-02-26	551	0	0	17.91	3	0.59	1	0.00	0.00	0.00
TRC	2000-03-29	717	0	1	14.50	2	0.00	0	1.28	0.00	1.71
NV09-WR-03-BIO-1	2002-08-17	165	0	1	28.40	7	2.21	1	0.00	0.00	0.34
SS	1992-03-24	649	0	0	37.50	1	37.50	1	0.00	0.00	0.00
TRC	2000-11-06	720	0	2	58.37	1	0.00	0	0.40	0.00	0.60

Appendix A

StationID	CollDate	BenSam plD	RepN um	ClmbrTax	ClngPct	ClngTax	ColeoPct	ColeoTax	CorbPct	CrCh2ChiPct	CrMolPct
NV06-TR-2-BIO-2	2005-08-30	69	0	2	62.92	16	2.46	2	0.00	34.62	0.00
NV08-CR-10-BIO-4	2004-07-01	351	0	1	54.22	12	0.00	0	0.00	0.00	0.00
NV08-CR-12-BIO-7	2002-07-19	149	0	1	20.47	5	2.90	2	0.91	0.00	1.45
TRC	1990-06-26	688	0	1	87.07	2	0.63	1	0.00	0.00	0.00
NV06-TR-5--BIO-5	2005-09-01	19	0	8	39.75	11	0.18	1	1.45	6.57	11.07
NV08-CR-04-BIO-2	2004-07-19	298	1	1	82.48	20	22.99	2	0.00	42.86	0.00
TRUCK5	2004-09-17	439	0	3	31.70	9	1.57	1	1.57	9.78	5.68
MCN	2002-02-05	610	0	1	44.53	6	0.78	1	0.00	0.00	0.00
WB	1990-07-24	724	0	2	0.58	1	0.96	2	1.16	0.00	16.76
NIX	2000-07-04	618	0	1	48.90	11	0.40	2	1.40	23.88	1.40
NV08-CR-06-BIO-2	2004-07-02	295	0	3	35.35	9	0.57	2	0.00	52.15	3.21
DO	2000-08-19	476	0	0	32.36	6	0.36	1	0.36	0.00	0.36
NV09-WR-08-BIO-5	2002-10-18	163	0	2	18.52	5	0.34	1	0.17	0.00	0.34
SS	1998-10-21	667	0	1	64.66	4	0.39	1	0.19	0.00	0.19
NV08-CR-06-BIO-2	2001-06-20	9	0	5	13.30	7	3.11	5	0.00	37.18	41.62
NV08-CR-06-BIO-4	2004-07-02	296	0	1	45.40	11	0.19	1	0.00	68.03	1.50
LW	1998-10-21	548	0	1	18.65	4	1.04	1	0.00	0.00	0.00
SS	1991-09-05	647	0	2	13.35	4	11.99	1	2.51	0.00	23.98
TRC	1993-06-23	700	0	1	0.00	0	0.00	0	0.00	0.00	0.89
SS	1996-10-25	663	0	0	68.75	2	0.00	0	0.00	0.00	1.25
NV09-WR-09-BIO-2	2002-07-10	54	0	5	15.40	11	57.97	5	0.91	51.72	2.17
NV09-WR-04-BIO-3	2002-07-16	166	0	3	58.92	6	1.92	1	0.17	0.00	2.10
NV08-CR-09-BIO-3	2004-06-30	350	0	1	59.68	10	0.00	0	0.00	0.00	0.36
NV08-CR-01-BIO-1	2001-06-20	8	0	4	29.24	17	11.70	3	11.70	15.00	26.32
DO	2003-08-26	480	0	3	13.38	9	2.49	2	0.38	2.70	1.72

## Appendix A

StationID	CollDate	BenSam pID	RepN um	CrMolTax	DipPct	DipTax	Dom01Pct	Dom05Pct	EphemPct	EphemTax	EPTPct
CN	2001-08-28	464	0	2	17.77	5	46.29	77.54	48.83	4	58.98
SS	1995-08-16	660	0	0	17.00	2	72.00	99.50	72.50	2	83.00
NB	1989-09-25	611	0	3	7.53	2	56.99	86.02	0.00	0	1.08
LW	1993-11-10	537	0	0	0.24	1	91.17	97.85	2.15	2	97.85
MBD	2005-08-26	562	0	1	31.88	7	33.70	81.60	47.54	4	61.93
SS	2004-09-13	670	0	0	21.12	8	38.09	85.74	42.60	3	42.78
LW	2000-08-09	553	0	0	11.03	1	63.79	99.28	23.98	2	88.73
NV06-TR-2-BIO-2	2001-05-29	70	1	0	4.02	3	59.34	85.82	9.22	4	29.08
NV06-TR-5--BIO-5	2003-09-10	291	0	1	46.88	7	41.49	74.48	25.17	5	41.67
SS	1990-10-10	643	0	3	2.02	1	61.38	96.96	0.51	2	0.51
NV08-CR-08-BIO-2	2002-07-09	148	0	2	6.37	5	42.51	83.82	25.99	5	37.18
SS	1986-08-18	630	0	0	15.93	10	20.56	78.02	36.90	4	82.86
TRC	1989-03-30	683	0	2	9.45	1	47.43	97.54	79.06	2	79.67
SS	1988-10-28	636	0	3	2.56	2	61.89	93.86	62.92	2	63.68
LNK	2000-07-04	502	0	1	16.46	3	32.29	81.04	35.83	3	59.58
NV08-CR-04-BIO-2	2002-07-10	136	0	1	25.76	7	18.47	55.42	23.90	8	62.54
NIX	2003-08-27	621	0	0	7.81	4	35.07	87.33	35.07	4	75.52
MCN	1991-11-01	587	0	1	3.85	1	46.15	96.15	34.62	2	34.62
MCN	1993-06-23	590	0	0	32.11	3	33.94	90.83	60.55	4	65.14
LW	1991-06-26	528	0	2	64.08	2	61.97	93.66	23.59	2	29.58
NIX	1981-06-30	615	0	0	47.62	1	47.62	99.78	42.21	2	52.16
MCN	1987-03-17	568	0	0	7.88	4	26.97	80.29	20.95	3	82.16
SS	1989-10-20	640	0	2	0.00	0	34.69	90.82	38.78	2	43.20
NV08-CR-13-BIO8	2004-07-02	343	0	1	32.00	22	14.36	50.55	37.09	8	54.00
NV08-CR-04-BIO-1	2004-07-16	297	1	0	29.50	18	17.63	59.93	18.00	6	51.76
LW	1988-10-28	519	0	0	38.18	2	45.45	94.55	3.64	2	49.09
SS	1993-06-23	653	0	1	35.44	2	53.16	100.00	53.16	1	53.16
NV09-WR-08-BIO-4	2002-10-18	125	0	2	12.45	6	24.70	70.36	48.02	8	74.90
TRC	1989-10-20	686	0	1	1.71	1	68.44	95.10	15.78	2	84.65
MCN	1989-04-03	576	0	2	25.81	1	53.41	97.13	64.52	3	67.38
SS	1994-10-04	658	0	1	5.00	1	52.50	92.86	19.29	2	20.36
LW	2000-11-02	554	0	0	3.81	1	57.40	99.33	37.44	2	95.52
FJR	2000-07-04	485	0	1	17.30	4	40.56	87.67	56.06	4	63.02
I80	2004-09-01	496	0	0	32.62	4	24.78	78.43	28.70	3	48.84
DO	1990-07-24	471	0	3	16.13	2	31.74	89.54	55.67	2	60.46
SS	1986-04-28	629	0	1	26.88	4	38.75	91.25	29.38	3	29.38
NV08-CR-13-BIO8	2004-07-02	343	1	2	27.89	19	18.07	47.37	26.84	9	58.42
MBD	1996-08-01	560	0	1	57.99	6	42.60	88.17	11.83	3	40.24
NV09-WR-04-BIO-2	2000-08-18	40	0	0	33.06	14	42.65	82.86	51.84	7	65.71
NV08-CR-10-BIO-5	2003-07-07	243	0	2	22.98	13	41.58	81.93	44.04	2	68.25
NV08-CR-08-BIO-2	2001-06-19	10	0	4	23.67	17	23.06	58.98	26.12	8	51.02
SS	1995-11-02	661	0	0	10.81	2	73.67	99.21	14.73	2	89.00
SS	1996-08-01	662	0	0	14.59	4	37.94	93.58	42.02	5	85.21
NB	1996-08-01	612	0	1	47.22	10	29.28	80.00	36.29	5	49.69

Appendix A

StationID	CollDate	BenSam pID	RepN um	CrMolTax	DipPct	DipTax	Dom01Pct	Dom05Pct	EphemPct	EphemTax	EPTPct
SS	1999-10-21	669	0	0	7.92	1	76.63	99.41	12.08	2	89.90
I80	1999-08-01	491	0	0	21.26	4	43.82	94.36	45.99	3	76.79
DO	2000-11-18	477	0	1	1.84	2	33.10	91.03	42.07	2	78.39
NV08-CR-04-BIO-1	2002-07-01	157	0	0	24.56	8	17.09	63.06	19.65	5	47.35
TRC	1990-10-29	690	0	0	0.61	1	48.89	92.32	27.47	2	79.80
MCN	1987-06-23	569	0	0	4.29	3	44.25	97.27	14.62	2	91.81
SS	1987-12-11	632	0	0	13.20	8	39.60	81.80	13.60	2	84.20
CN	2005-08-23	468	0	4	18.85	6	49.39	84.63	52.87	4	76.02
LW	1991-11-01	530	0	3	6.25	1	27.08	85.42	37.50	2	37.50
NV09-WR-09-BIO-2	2002-07-16	122	0	4	50.00	9	26.44	61.02	16.10	6	17.46
CN	2003-08-26	466	0	2	19.76	6	42.14	75.20	46.17	4	65.32
TRC	1994-12-29	706	0	2	11.99	2	31.10	85.57	17.68	2	37.60
CN	2000-07-04	463	0	3	27.22	3	37.50	81.85	38.51	4	48.99
LW	1985-09-19	509	0	3	5.49	7	60.21	94.34	1.20	1	1.54
NV08-CR-07-BIO-1	2001-06-28	57	0	1	51.40	13	31.40	87.37	21.58	5	46.14
I80	1996-08-01	490	0	0	21.72	4	52.41	97.59	25.00	5	78.28
SS	1989-03-30	637	0	4	74.20	2	73.67	93.62	11.97	2	18.09
DO	2001-03-13	478	0	1	6.06	2	55.30	95.45	1.89	1	90.15
MCN	1990-06-26	581	0	0	10.24	2	31.30	79.72	29.53	4	71.26
SS	1985-09-16	627	0	2	2.35	2	61.18	95.29	25.88	3	27.06
FJR	2001-08-28	486	0	1	29.21	4	36.41	87.99	41.77	4	43.81
NV08-CR-12-BIO-7	2004-06-17	342	0	1	31.21	15	11.21	48.79	35.14	8	56.82
LW	1986-04-25	511	0	0	62.02	8	52.73	81.97	19.95	5	36.89
NV08-CR-12-BIO-7	2001-06-12	12	0	3	26.79	10	18.40	71.78	45.19	6	60.94
NV09-WR-04-BIO-3	2001-07-09	41	0	0	29.22	11	34.72	87.48	32.39	6	69.62
TRC	1993-10-01	701	0	0	20.69	2	36.21	94.83	20.69	2	31.03
SS	1989-06-20	638	0	4	0.17	1	48.25	95.49	61.10	3	62.27
NV06-TR-2-BIO-2	2002-06-17	199	0	0	60.53	7	56.17	89.56	13.85	4	20.87
TRC	1993-06-09	699	0	1	0.00	0	70.30	97.03	78.22	2	79.21
LNK	1999-08-01	501	0	0	19.28	8	35.74	90.76	53.01	4	78.51
NV08-CR-01-BIO-1	2002-07-10	160	0	0	45.22	6	24.45	72.98	13.05	8	49.08
MCN	1999-07-26	603	0	0	24.13	5	31.82	88.11	15.73	4	74.13
DO	2004-09-02	481	0	1	21.21	6	41.44	86.38	46.30	4	48.64
MCN	1988-03-30	572	0	0	7.71	3	50.09	91.01	6.61	2	88.07
LW	1990-06-27	524	0	2	56.55	1	56.55	93.55	16.32	3	18.79
NV09-WR-04-BIO-2	2002-07-16	171	0	1	28.65	7	41.13	81.29	48.15	6	65.50
NV06-TR-2-BIO-2	2004-09-17	438	0	1	13.73	14	22.82	60.07	28.88	9	68.81
LNK	2004-09-02	506	0	0	41.30	4	20.39	86.82	16.87	3	36.91
LW	1994-12-30	541	0	2	14.44	2	56.67	98.89	0.00	0	0.00
NV08-CR-10-BIO-5	2004-07-01	348	0	1	18.97	10	38.67	81.40	51.38	5	73.85
TRC	1992-06-30	696	0	3	62.87	2	62.67	95.09	11.39	2	20.43
FJR	2003-08-26	488	0	1	16.31	6	39.16	84.84	47.79	3	54.89
NV06-TR-6-BIO-6	2001-03-07	3	0	0	7.35	4	38.80	91.28	56.92	4	88.55
NV09-WR-04-BIO-4	2001-08-16	42	0	3	41.94	12	25.63	73.48	31.72	7	55.38

Appendix A

StationID	CollDate	BenSam pID	RepN um	CrMolTax	DipPct	DipTax	Dom01Pct	Dom05Pct	EphemPct	EphemTax	EPTPct
MCN	1990-03-22	580	0	1	10.55	2	71.48	96.48	73.05	3	87.89
TRC	1994-08-23	704	0	1	8.76	1	48.18	95.62	29.20	3	77.37
MCN	1994-03-29	593	0	1	79.49	1	79.49	96.79	9.40	4	18.16
TRC	2000-08-08	719	0	2	43.66	2	51.88	99.53	3.05	1	54.93
SS	1990-11-28	644	0	5	1.01	2	39.68	79.55	6.88	1	11.13
CN	1996-08-01	461	0	1	20.10	5	43.88	94.06	24.83	5	69.23
MBD	1990-07-24	559	0	3	16.91	1	31.45	97.09	0.91	2	10.36
LNx	1981-07-08	499	0	0	6.18	1	68.73	93.07	79.96	3	87.27
NV08-CR-06-BIO-4	2001-06-20	7	0	2	67.80	17	27.80	63.40	9.40	7	12.40
TRC	1986-04-25	676	0	1	39.93	11	18.68	71.79	34.43	4	36.26
LW	1993-10-01	536	0	0	12.50	1	50.00	100.00	0.00	0	87.50
TRC	1996-10-25	709	0	0	4.28	2	80.93	98.44	11.67	2	93.77
MCN	1992-06-30	588	0	1	24.55	2	50.00	93.64	0.91	1	2.73
TRUCK2	2004-09-20	437	0	6	14.50	19	26.55	69.68	40.87	9	52.54
NV08-CR-04-BIO-1	2001-06-21	4	0	0	22.20	15	28.00	59.40	14.80	7	55.20
TRC	1991-09-05	693	0	1	59.12	1	59.12	99.32	18.58	2	38.85
LW	1999-10-20	550	0	0	4.23	1	84.91	98.79	9.05	2	95.37
SS	1992-09-09	651	0	3	4.76	1	28.57	80.95	14.29	1	14.29
TRC	1991-06-26	692	0	3	5.18	1	44.91	96.72	48.53	3	89.29
Nv06-TR-4--BIO-3	2003-09-12	285	1	2	6.31	9	53.87	85.95	68.47	3	73.51
SS	1991-06-26	646	0	3	35.23	1	35.23	85.80	21.59	2	33.52
NV09-WR-08-BIO-4	2001-07-23	36	0	0	14.17	14	34.33	76.05	27.94	5	67.86
NV08-CR-01-BIO-1	2004-07-15	294	1	0	22.73	12	43.82	68.73	47.45	9	73.45
SS	2005-08-22	671	0	0	20.72	7	33.15	90.09	51.35	3	76.40
NV08-CR-09-BIO-3	2004-06-30	350	1	1	11.02	13	24.96	86.57	35.11	5	84.34
NV09-WR-06-BIO-1	2002-10-17	123	0	0	16.15	4	31.73	89.04	33.27	4	66.54
I80	1981-08-01	489	0	0	23.03	2	25.00	92.76	28.29	2	53.29
NB	2005-08-26	613	0	1	30.60	6	28.17	85.82	34.33	4	64.93
MBD	1989-09-25	558	0	2	4.35	2	78.26	97.83	0.00	0	4.35
NIX	2005-08-24	623	0	0	33.68	8	27.95	92.01	37.33	4	62.67
LW	1986-08-18	512	0	0	3.25	5	44.11	90.85	16.06	5	91.67
MCN	1991-09-05	586	0	0	3.86	1	56.76	92.08	7.53	2	66.80
TRC	1988-08-29	681	0	3	12.63	2	45.79	85.26	21.58	2	26.84
SS	1997-07-10	665	0	0	12.25	1	40.71	96.84	19.76	5	86.96
LNx	2002-09-04	504	0	1	6.02	6	42.91	87.38	60.39	3	61.55
SS	1990-06-26	642	0	3	2.14	1	42.07	93.58	12.83	3	12.83
TRC	1990-03-22	687	0	3	4.01	1	61.90	90.73	69.67	2	77.94
SS	1993-06-09	652	0	1	12.12	1	36.36	93.94	39.39	2	39.39
I80	2003-08-26	495	0	0	20.57	6	46.84	91.04	49.90	3	67.41
NV09-WR-09-BIO-1	2000-08-16	43	0	5	56.29	16	28.14	60.48	26.95	4	32.93
MCN	1986-12-12	567	0	1	12.82	6	36.75	83.97	3.85	5	83.55
TRC	1988-06-22	680	0	1	48.05	1	48.05	95.67	3.90	2	42.42
NV08-CR-07-BIO-1	2003-07-08	241	0	2	37.75	20	26.48	54.38	21.11	8	29.52
SS	1990-03-22	641	0	2	2.22	2	24.19	85.48	35.69	2	45.16

## Appendix A

StationID	CollDate	BenSam pID	RepN um	CrMolTax	DipPct	DipTax	Dom01Pct	Dom05Pct	EphemPct	EphemTax	EPTPct
CN	1999-08-01	462	0	1	13.87	4	60.16	90.63	62.89	4	76.76
MCN	2001-03-01	609	0	0	35.71	3	31.75	94.05	25.99	3	61.11
NV08-CR-06-BIO-2	2003-07-08	240	0	6	38.07	11	49.43	86.55	1.14	3	1.33
LW	1994-03-29	538	0	0	73.14	1	73.14	98.27	1.73	2	23.40
LW	1989-04-03	520	0	2	43.70	2	43.31	96.06	29.92	2	30.31
TRC	1985-09-17	673	0	2	31.25	10	36.81	75.69	6.25	1	6.94
MCN	1986-05-14	565	0	0	67.02	12	20.42	70.68	20.94	4	29.32
NV06-TR-2-BIO-2	2005-08-30	69	6	0	4.69	4	36.62	85.45	34.27	4	51.64
AH	1996-08-01	457	0	0	15.11	3	46.17	95.65	36.85	5	84.27
MBD	1981-06-23	557	0	3	59.56	1	59.56	90.84	17.53	2	18.53
LW	1991-04-02	527	0	0	0.00	0	82.88	97.30	90.99	3	96.40
TRC	1989-06-20	684	0	1	2.83	2	40.50	96.50	72.83	2	90.33
NV08-CR-04-BIO-1	2003-07-15	228	0	0	10.21	16	15.99	67.63	17.15	7	44.32
SS	1991-04-02	645	0	2	0.00	0	59.15	91.55	64.79	2	71.13
MCN	1985-09-19	563	0	0	14.72	10	69.53	88.55	71.17	5	82.82
NV06-TR-6-BIO-6	2002-10-14	138	0	2	20.08	5	21.97	70.92	46.23	4	56.90
NV08-CR-08-BIO-2	2004-06-30	349	1	1	35.23	14	20.45	67.99	29.73	4	44.51
WB	1989-09-25	723	0	3	0.00	0	56.22	99.00	0.20	1	0.40
NV08-CR-12-BIO-7	2003-07-05	245	0	2	12.53	19	29.57	71.66	65.30	10	79.47
NV08-CR-11-BIO-6	2001-06-20	58	0	0	15.42	8	53.13	90.21	20.21	5	30.00
NV08-CR-06-BIO-2	2002-07-10	159	0	3	33.68	6	23.14	62.60	1.86	1	3.93
MCN	1987-12-29	571	0	1	12.62	2	32.04	84.47	24.27	3	64.08
LW	2000-03-29	552	0	0	2.21	1	76.90	95.09	85.75	4	93.37
LW	1988-06-23	517	0	0	0.00	0	86.79	100.00	1.89	1	94.34
MCN	1989-10-20	579	0	0	14.42	2	27.56	87.82	16.03	2	52.24
MCN	1991-04-02	584	0	0	0.00	0	68.27	99.04	82.69	2	99.04
NV06-TR-2-BIO-1	2005-08-30	22	0	0	19.28	19	39.36	69.48	21.49	7	70.88
I80	2001-08-28	493	0	0	29.47	5	36.83	87.29	41.80	4	45.67
LW	1990-11-28	526	0	2	17.86	2	17.86	69.64	19.64	2	30.36
TRC	1999-07-27	715	0	0	27.10	2	62.83	98.97	65.09	3	71.66
TRC	1986-08-18	677	0	0	7.51	9	54.56	90.47	12.17	4	87.63
NV06-TR-2-BIO-1	2003-09-15	289	1	3	13.38	15	38.62	70.17	46.08	8	68.83
MCN	1986-08-12	566	0	0	13.26	7	30.37	81.38	29.03	4	83.39
LW	1998-01-12	546	0	0	2.02	1	69.95	98.74	71.97	4	97.22
NV08-CR-05-BIO-3	2001-06-19	6	0	0	68.68	17	27.84	68.32	15.38	4	24.54
NIX	2001-08-21	619	0	3	11.78	5	25.48	84.89	31.11	3	59.23
SS	1998-03-12	666	0	0	1.75	2	91.23	99.12	93.86	2	98.25
MCN	1991-06-26	585	0	0	23.43	2	34.29	90.29	60.57	2	66.29
MCN	1993-11-10	592	0	0	1.74	1	77.43	100.00	0.00	0	96.88
SS	1999-07-27	668	0	0	8.93	1	51.01	100.00	22.19	2	91.07
TRC	1998-07-30	713	0	0	6.60	1	71.70	100.00	72.64	2	75.47
LW	1985-12-17	510	0	2	4.40	8	61.00	94.72	0.59	2	0.88
TRC	1993-11-10	702	0	0	3.00	2	81.58	98.07	13.06	2	95.29
NV08-CR-05-BIO-3	2002-07-14	137	0	0	51.95	9	39.49	74.32	11.09	5	36.77

## Appendix A

StationID	CollDate	BenSam pID	RepN um	CrMolTax	DipPct	DipTax	Dom01Pct	Dom05Pct	EphemPct	EphemTax	EPTPct
NV08-CR-05-BIO-3	2004-06-29	299	1	1	38.52	20	18.79	65.46	11.01	9	33.59
MCN	1995-11-06	595	0	0	4.06	2	68.67	98.26	4.64	3	95.36
SS	1993-11-10	655	0	0	18.35	2	55.70	93.67	18.35	2	74.68
TRC	1995-11-01	708	0	0	0.00	0	89.60	97.35	3.76	2	98.01
NIX	2004-09-01	622	0	1	55.62	5	38.66	86.39	17.55	3	18.54
MCN	1997-10-15	599	0	0	20.83	2	64.29	94.25	5.36	4	74.80
TRC	2002-02-07	722	0	2	9.09	2	37.60	84.92	43.60	2	76.86
DO	2000-03-29	473	0	1	0.80	1	57.03	97.39	68.47	3	97.19
TRC	1994-03-29	703	0	0	3.42	1	86.58	99.47	91.58	2	95.79
MCN	2000-06-27	606	0	0	29.05	3	35.17	88.07	27.52	4	66.97
NV08-CR-05-BIO-3	2004-06-29	299	0	1	39.46	19	15.18	57.67	12.31	10	39.29
TRC	1988-10-28	682	0	2	8.74	2	61.75	90.16	11.48	2	83.06
TRC	1987-03-16	678	0	2	6.05	2	25.60	83.67	23.39	3	69.15
NV09-WR-03-BIO-1	2001-07-11	39	0	0	15.78	11	37.98	77.61	30.46	4	78.72
NV08-CR-09-BIO-3	2001-06-14	11	0	1	12.80	10	32.20	82.60	42.20	5	84.60
NV06-TR-2-BIO-2	2003-09-12	284	0	2	13.52	11	34.48	76.95	38.29	6	68.00
LW	1996-10-23	544	0	0	2.34	1	91.30	99.58	5.10	1	96.60
NV08-CR-11-BIO-6	2002-06-20	152	0	1	40.49	5	36.13	88.83	41.54	4	44.50
LNK	2003-08-27	505	0	1	16.38	5	53.37	93.83	64.16	3	65.51
LW	1993-06-09	535	0	0	12.82	3	44.87	79.49	65.38	3	78.21
TRC	1998-10-20	714	0	0	4.86	1	49.73	96.22	37.30	2	88.65
MCN	1993-10-01	591	0	0	3.70	1	81.48	100.00	0.00	0	94.44
NV06-TR-2-BIO-1	2003-09-15	289	0	2	21.48	23	26.51	63.76	34.90	8	48.15
SS	1994-08-24	657	0	3	13.13	2	65.05	91.72	9.90	2	10.51
I80	2005-08-22	497	0	0	19.96	4	35.81	89.82	53.23	4	77.30
MCN	1999-10-20	604	0	0	21.08	2	67.60	94.77	6.10	3	77.70
NV09-WR-06-BIO-1	2002-10-17	34	0	0	8.82	11	54.67	90.30	56.61	5	78.48
TRC	1999-10-21	716	0	0	13.61	1	59.57	96.06	17.95	2	81.07
TRC	1992-03-24	695	0	0	14.29	1	57.14	100.00	14.29	1	14.29
SS	1985-12-17	628	0	2	1.49	4	46.10	94.80	0.37	1	4.83
Nv06-TR-4--BIO-3	2000-09-08	21	0	0	33.96	5	56.60	88.68	1.89	1	1.89
DO	1981-07-01	469	0	1	2.90	1	31.33	91.08	34.85	2	68.88
TRC	2000-06-23	718	0	0	28.81	1	51.57	99.58	17.54	2	70.98
SS	1994-12-22	659	0	3	5.26	2	54.61	89.47	18.42	2	19.08
MCN	1998-07-31	601	0	0	17.57	2	22.30	76.35	46.62	6	82.43
I80	2002-09-04	494	0	3	11.34	4	53.44	85.43	55.06	3	74.29
TRC	1994-10-12	705	0	1	31.77	2	31.38	96.88	24.95	2	47.95
NV09-WR-08-BIO-6	2001-07-10	38	0	0	17.67	12	49.21	78.55	73.82	6	77.29
SS	1985-07-18	626	0	0	20.69	4	40.00	89.66	33.79	2	35.17
NV08-CR-08-BIO-2	2004-06-30	349	0	0	39.67	15	21.29	58.66	28.60	5	48.43
LW	1988-08-29	518	0	2	80.53	1	80.53	95.26	3.16	2	3.68
TRC	1997-07-10	710	0	0	7.93	1	75.44	99.03	76.60	4	91.68
NV08-CR-09-BIO-3	2003-07-07	232	0	0	62.60	7	56.60	92.20	23.80	2	33.40
NV08-CR-10-BIO-4	2004-07-01	351	1	1	33.09	12	16.36	63.60	22.98	4	60.48

## Appendix A

StationID	CollDate	BenSam pID	RepN um	CrMolTax	DipPct	DipTax	Dom01Pct	Dom05Pct	EphemPct	EphemTax	EPTPct
DO	2000-06-23	474	0	0	23.41	2	45.83	97.82	25.79	2	75.60
NV08-CR-06-BIO-4	2002-07-10	140	0	7	59.69	6	35.47	85.66	0.19	1	0.58
NV06-TR-2-BIO-1	2004-09-20	436	0	2	15.92	18	40.48	74.57	52.42	8	81.31
NV08-CR-10-BIO-4	2002-07-12	106	0	2	17.16	3	58.78	86.19	64.10	4	76.13
MCN	1997-02-26	597	0	1	8.20	2	29.51	85.25	36.07	3	63.93
NV08-CR-07-BIO-1	2004-07-02	347	0	2	56.86	14	28.34	64.98	12.09	7	21.66
MCN	1989-06-21	577	0	1	0.00	0	54.46	98.21	94.64	4	95.54
SS	1987-03-16	631	0	0	1.57	2	42.72	91.54	17.52	3	96.06
TRC	1995-08-15	707	0	0	44.05	3	41.97	97.73	39.51	4	54.82
LW	1991-09-05	529	0	1	87.19	2	86.63	98.68	7.16	2	8.66
AH	1999-08-01	458	0	0	22.61	5	41.70	90.81	45.76	4	75.27
LW	1994-10-12	540	0	2	4.36	1	49.82	99.27	0.36	1	0.36
NV08-CR-06-BIO-2	2004-07-02	295	1	4	57.47	24	28.16	67.05	2.49	3	4.41
NV09-WR-04-BIO-2	2002-07-11	162	0	2	62.12	5	59.81	87.69	17.69	4	20.58
Nv06-TR-4--BIO-3	2004-09-17	432	0	1	13.27	11	16.04	65.54	41.78	5	69.31
LW	1999-07-26	549	0	0	24.08	1	37.17	93.19	23.82	3	75.65
MCN	1989-08-30	578	0	0	9.63	3	36.99	85.16	22.35	4	74.95
NV08-CR-10-BIO-5	2004-07-01	348	1	2	25.39	9	34.68	84.59	44.31	5	69.70
NV08-CR-08-BIO-2	2003-07-07	242	0	3	49.21	24	13.49	52.38	31.35	10	44.25
NV06-TR-5-BIO-4	2005-09-02	20	0	1	46.78	8	42.41	93.97	40.96	3	51.77
NV08-CR-04-BIO-2	2001-06-28	5	0	0	32.04	15	25.24	61.94	11.84	7	54.56
NIX	1990-07-24	616	0	3	6.52	2	36.05	86.96	9.42	3	9.78
TRC	1985-12-17	674	0	2	52.40	11	42.33	86.27	2.97	2	4.12
MCN	1997-07-10	598	0	0	9.73	1	22.70	88.65	52.43	4	89.73
MCN	1988-10-28	575	0	0	4.32	2	43.17	89.21	9.35	3	75.18
LNx	1990-07-24	500	0	3	5.08	2	36.48	96.37	0.73	2	1.09
TRC	1987-12-11	679	0	0	9.29	5	39.60	92.48	3.98	2	85.62
NV06-TR-6-BIO-6	2004-09-06	433	0	1	5.26	8	28.01	71.65	41.26	6	55.18
SS	1992-06-30	650	0	4	3.21	1	87.17	97.36	2.83	2	2.83
LW	2002-02-06	556	0	2	10.02	2	75.70	95.73	83.12	2	85.71
NV06-TR-2-BIO-2	2001-05-29	70	0	0	35.00	7	39.40	84.00	5.60	4	19.60
NV08-CR-12-BIO-7	2004-06-17	342	1	2	37.45	17	12.77	50.64	28.51	6	52.77
MCN	1998-10-20	602	0	0	8.62	2	78.33	95.30	6.27	4	88.77
LW	1995-10-30	543	0	0	2.71	3	73.50	93.23	7.54	5	89.75
TRC	1991-04-02	691	0	1	0.00	0	63.25	98.01	81.13	2	95.70
NV08-CR-04-BIO-2	2003-07-15	229	0	1	19.90	16	16.16	50.00	34.52	14	57.99
LW	1990-03-22	523	0	2	76.61	2	76.44	97.21	17.80	2	19.55
CN	2002-09-04	465	0	2	13.30	5	22.22	72.05	23.06	3	48.99
SS	1991-10-29	648	0	2	2.14	1	87.88	98.40	0.53	1	0.71
MCN	1987-09-28	570	0	0	3.99	2	72.05	95.64	2.00	1	81.49
NV08-CR-11-BIO-6	2003-07-03	233	0	1	29.43	17	46.23	75.47	50.57	4	59.06
NV08-CR-11-BIO-6	2004-07-01	292	0	3	11.20	16	29.00	70.20	45.80	6	72.40
TRC	1998-01-12	712	0	0	1.59	2	61.35	98.61	34.26	3	97.21
DO	1999-08-01	472	0	0	12.88	7	53.86	92.70	62.88	5	84.55

## Appendix A

StationID	CollDate	BenSam pID	RepN um	CrMolTax	DipPct	DipTax	Dom01Pct	Dom05Pct	EphemPct	EphemTax	EPTPct
TRC	1997-10-15	711	0	1	9.44	1	72.49	97.79	9.24	2	83.33
LW	1986-12-12	513	0	0	19.66	5	34.24	77.29	4.41	2	56.95
LW	1998-07-27	547	0	0	10.82	2	75.97	98.05	11.26	3	88.10
LW	1989-06-20	521	0	1	5.78	1	37.57	78.61	31.21	4	39.31
MCN	1995-08-16	594	0	1	8.25	2	72.85	95.53	76.98	4	91.41
SS	1993-10-01	654	0	0	21.74	1	47.83	95.65	52.17	2	73.91
NV08-CR-06-BIO-4	2004-07-02	296	1	2	71.00	26	36.03	68.89	11.95	5	13.36
NV09-WR-08-BIO-5	2000-10-31	37	0	0	50.00	10	14.58	50.00	12.50	3	50.00
NV08-CR-09-BIO-3	2002-08-10	158	0	1	5.24	5	61.75	86.21	77.48	4	85.63
LW	1992-06-30	532	0	2	81.87	2	80.70	94.15	6.82	2	8.77
TRC	1992-11-13	698	0	1	59.27	2	57.93	92.49	14.86	2	15.03
MCN	1998-01-12	600	0	0	22.00	5	37.60	87.60	59.60	5	76.40
TRC	1991-10-29	694	0	3	2.54	2	32.20	88.98	55.93	2	59.32
MCN	1988-08-29	574	0	1	1.33	2	41.33	89.33	19.33	1	43.33
DO	2002-09-04	479	0	3	6.82	6	50.88	84.60	58.28	3	60.04
LW	1992-09-30	533	0	1	56.42	2	56.12	97.31	4.18	2	4.18
TRC	1990-10-11	689	0	0	0.00	0	54.55	100.00	10.91	1	10.91
WB	1996-08-01	725	0	0	39.86	6	37.90	89.32	32.56	5	56.41
LW	1989-10-20	522	0	3	4.62	2	75.90	94.87	8.72	1	10.26
DO	2000-07-04	475	0	0	17.90	3	62.26	94.36	63.04	3	74.32
FJR	1981-07-01	483	0	1	49.48	1	49.48	94.46	22.84	2	38.24
NV08-CR-11-BIO-6	2004-07-01	292	1	3	17.41	13	24.78	72.89	35.37	5	71.99
ND	1996-08-01	614	0	1	15.37	6	58.74	93.89	18.95	5	78.11
SS	1997-02-26	664	0	0	0.00	0	40.24	100.00	56.10	2	98.78
NV09-WR-07-BIO-3	2002-10-17	128	0	1	27.20	5	26.44	79.12	20.31	4	49.43
NV08-CR-07-BIO-1	2002-07-09	150	0	2	38.51	7	29.23	85.08	22.98	6	25.40
LW	1992-11-13	534	0	1	27.64	2	37.40	90.24	8.94	2	9.76
NV06-TR-5--BIO-5	2004-09-16	434	0	5	26.40	6	18.16	64.61	36.89	6	53.56
CN	2004-09-02	467	0	3	32.50	5	21.94	65.16	22.78	2	48.74
LW	1990-10-11	525	0	3	16.00	1	53.83	95.83	3.00	2	3.33
LNX	2005-08-24	507	0	0	25.24	6	30.49	89.32	37.28	4	69.32
TRC	1992-09-28	697	0	1	33.40	2	32.79	95.08	29.92	2	32.17
LW	2001-03-02	555	0	0	27.47	1	54.35	98.26	55.51	2	69.63
NV09-WR-09-BIO-3	2000-08-14	44	0	1	24.49	9	21.43	63.78	54.08	7	67.35
SS	1994-03-29	656	0	2	19.32	1	52.19	98.80	73.11	2	74.50
SS	1988-03-28	633	0	1	43.20	2	43.03	98.30	44.22	2	55.27
LW	1997-07-10	545	0	0	8.11	1	54.95	92.79	67.57	5	91.89
DO	2005-08-23	482	0	1	15.03	6	29.31	80.52	52.13	5	69.02
NV08-CR-04-BIO-1	2004-07-16	297	0	0	27.62	15	15.91	56.82	21.15	6	51.92
NIX	1999-08-01	617	0	0	23.33	5	32.05	94.93	48.48	6	75.66
I80	2000-07-04	492	0	0	15.12	4	59.69	92.05	63.76	3	78.10
NV08-CR-10-BIO-5	2002-07-08	82	0	0	10.79	6	59.05	82.82	64.90	4	80.07
MCN	2000-07-25	607	0	0	55.56	3	52.73	92.32	27.68	3	37.78
Nv06-TR-4--BIO-3	2003-09-12	285	0	1	9.63	9	62.03	87.88	73.26	2	80.21

## Appendix A

StationID	CollDate	BenSam pID	RepN um	CrMolTax	DipPct	DipTax	Dom01Pct	Dom05Pct	EphemPct	EphemTax	EPTPct
CN	1990-07-24	460	0	4	10.37	1	37.38	78.08	39.92	3	52.25
NV08-CR-06-BIO-4	2003-07-08	231	0	3	22.81	21	57.98	75.64	10.29	6	10.46
MCN	2000-11-01	608	0	1	15.79	3	29.82	85.53	23.68	2	63.16
FJR	2002-09-04	487	0	3	13.84	6	37.04	89.47	42.11	3	44.05
MCN	1990-11-28	583	0	2	0.51	1	51.02	93.86	3.92	2	60.41
MCN	1990-10-11	582	0	0	3.95	1	34.19	88.93	15.61	2	61.07
MCN	1988-06-30	573	0	0	2.68	2	26.79	86.61	14.29	3	80.36
NV06-TR-5-BIO-4	2004-09-16	435	0	3	35.96	7	30.70	82.81	31.40	6	53.16
NV06-TR-5-BIO-4	2003-09-10	290	0	4	12.85	8	23.82	75.24	37.81	3	41.40
MCN	1985-12-17	564	0	1	7.94	5	30.16	76.19	36.51	3	77.78
NV08-CR-10-BIO-4	2003-07-03	244	0	1	10.77	12	37.68	81.78	32.92	4	76.19
MCN	2000-03-29	605	0	0	7.92	2	50.00	86.67	60.42	3	89.58
NV08-CR-07-BIO-1	2004-07-02	347	1	3	45.28	20	16.47	65.01	21.96	5	27.44
NV08-CR-04-BIO-2	2004-07-19	298	0	0	20.80	12	19.16	60.22	21.72	4	64.60
FJR	1989-09-25	484	0	2	0.00	0	37.31	96.72	4.48	1	6.27
LW	1992-03-24	531	0	0	78.57	1	78.57	100.00	7.14	1	7.14
SS	1988-08-29	635	0	3	7.23	1	33.73	87.95	19.28	2	19.28
DO	1989-09-25	470	0	3	4.76	1	36.51	87.30	4.76	1	6.35
LW	1987-06-23	515	0	0	1.41	1	39.36	94.58	35.94	2	79.72
NV09-WR-03-BIO-1	2002-07-11	142	0	0	12.70	6	43.06	85.32	29.96	4	80.16
NV08-CR-01-BIO-1	2003-07-14	239	0	2	35.65	28	13.49	45.66	16.57	13	44.89
TRC	2001-03-06	721	0	2	35.25	2	43.05	96.27	9.15	2	52.20
NV09-WR-07-BIO-3	2001-07-19	35	0	0	10.59	9	36.08	81.76	41.96	5	77.06
MCN	1993-06-09	589	0	1	9.36	1	49.71	92.98	75.44	3	77.19
LW	1988-03-28	516	0	1	73.71	2	71.71	95.62	9.96	1	23.11
SS	1989-08-29	639	0	4	6.37	1	62.01	92.81	8.62	2	8.62
CN	1981-07-01	459	0	0	8.97	2	64.47	99.15	23.69	2	88.49
NV08-CR-01-BIO-1	2004-07-15	294	0	1	27.55	18	31.31	59.39	37.21	12	63.51
NV06-TR-6-BIO-6	2001-03-07	130	0	2	11.78	5	34.09	80.99	46.90	3	59.50
NIX	2002-09-04	620	0	3	4.68	4	31.83	84.53	44.42	3	49.28
MCN	1996-10-23	596	0	1	1.73	2	80.48	95.68	3.45	5	97.58
SS	1988-06-23	634	0	3	0.00	0	41.27	95.24	25.40	2	38.10
MBD	1999-08-01	561	0	1	71.11	2	68.89	100.00	26.67	2	26.67
LW	1994-08-24	539	0	2	10.71	2	71.14	99.64	0.00	0	0.18
LW	1985-07-17	508	0	1	26.95	9	62.53	93.68	0.42	2	0.84
LW	1987-03-16	514	0	0	1.55	3	64.66	93.45	19.83	3	28.62
LW	1995-08-15	542	0	0	65.28	3	51.89	96.23	20.75	4	34.34
LNK	2001-08-28	503	0	0	30.47	6	38.28	95.31	40.63	3	50.98
TRC	1989-08-29	685	0	3	43.83	1	43.83	92.17	22.00	3	47.00
LW	2000-02-26	551	0	0	16.34	1	60.63	98.82	65.94	3	82.87
TRC	2000-03-29	717	0	2	9.81	1	55.22	92.32	67.38	3	75.48
NV09-WR-03-BIO-1	2002-08-17	165	0	2	46.26	6	37.41	85.71	24.49	3	48.64
SS	1992-03-24	649	0	0	37.50	1	37.50	100.00	25.00	1	25.00
TRC	2000-11-06	720	0	2	10.16	1	58.37	98.01	20.12	2	78.69

## Appendix A

StationID	CollDate	BenSam plD	RepN um	CrMolTax	DipPct	DipTax	Dom01Pct	Dom05Pct	EphemPct	EphemTax	EPTPct
NV06-TR-2-BIO-2	2005-08-30	69	0	0	52.55	18	34.09	80.84	21.62	3	42.53
NV08-CR-10-BIO-4	2004-07-01	351	0	0	22.51	8	30.77	73.92	39.02	4	72.23
NV08-CR-12-BIO-7	2002-07-19	149	0	3	27.54	6	33.15	73.37	53.08	6	59.78
TRC	1990-06-26	688	0	0	3.47	1	86.44	99.68	9.15	2	95.58
NV06-TR-5--BIO-5	2005-09-01	19	0	10	36.12	12	31.03	64.97	19.42	8	25.05
NV08-CR-04-BIO-2	2004-07-19	298	1	0	21.35	9	14.60	64.23	13.14	4	53.65
TRUCK5	2004-09-17	439	0	4	18.59	7	28.18	65.95	46.97	5	62.82
MCN	2002-02-05	610	0	0	20.31	3	28.91	85.16	33.59	2	68.75
WB	1990-07-24	724	0	3	6.17	2	66.67	92.29	7.13	3	8.09
NIX	2000-07-04	618	0	1	15.43	3	46.09	88.98	48.50	4	81.36
NV08-CR-06-BIO-2	2004-07-02	295	0	3	43.29	21	36.67	72.40	3.78	3	4.16
DO	2000-08-19	476	0	1	49.82	2	46.18	96.36	21.09	2	49.45
NV09-WR-08-BIO-5	2002-10-18	163	0	2	38.59	4	22.13	71.36	31.05	5	50.43
SS	1998-10-21	667	0	1	12.43	2	63.11	97.86	17.09	2	82.33
NV08-CR-06-BIO-2	2001-06-20	9	0	6	17.96	16	21.59	64.94	4.49	3	6.56
NV08-CR-06-BIO-4	2004-07-02	296	0	2	56.10	21	34.33	73.92	17.82	4	21.20
LW	1998-10-21	548	0	0	49.22	2	48.70	94.30	28.50	2	46.63
SS	1991-09-05	647	0	3	37.14	1	37.14	91.10	4.45	3	5.61
TRC	1993-06-23	700	0	1	3.57	1	51.79	96.43	74.11	2	74.11
SS	1996-10-25	663	0	1	5.00	1	65.00	98.75	25.00	2	93.75
NV09-WR-09-BIO-2	2002-07-10	54	0	2	6.88	11	56.16	82.61	28.80	9	30.80
NV09-WR-04-BIO-3	2002-07-16	166	0	3	40.38	4	36.89	90.56	14.69	3	54.02
NV08-CR-09-BIO-3	2004-06-30	350	0	2	9.77	8	24.51	85.79	32.68	4	84.55
NV08-CR-01-BIO-1	2001-06-20	8	0	3	19.88	18	13.45	47.37	21.64	7	35.09
DO	2003-08-26	480	0	2	9.94	5	55.83	85.85	67.50	4	70.75

## Appendix A

StationID	CollDate	BenSam pID	RepN um	EPTax	FiltrPct	FiltrTax	GastrPct	HBI	Hyd2EPTPct	Hyd2TriPct	IntolPct
CN	2001-08-28	464	0	9	11.13	3	0.00	4.85	13.91	80.77	3.13
SS	1995-08-16	660	0	4	10.00	1	0.00	5.28	12.05	95.24	0.00
NB	1989-09-25	611	0	1	8.60	1	7.53	5.12	0.00	0.00	1.08
LW	1993-11-10	537	0	5	91.17	1	0.00	4.92	93.17	97.20	1.91
MBD	2005-08-26	562	0	10	12.93	2	0.00	4.74	19.71	84.81	2.00
SS	2004-09-13	670	0	4	0.72	2	0.00	4.70	0.42	100.00	0.54
LW	2000-08-09	553	0	5	63.79	1	0.00	5.18	71.89	99.25	0.48
NV06-TR-2-BIO-2	2001-05-29	70	1	15	12.06	3	0.00	6.50	39.02	65.75	8.98
NV06-TR-5--BIO-5	2003-09-10	291	0	9	14.24	3	0.00	4.57	34.17	86.32	5.38
SS	1990-10-10	643	0	2	61.38	1	0.00	6.22	0.00	0.00	0.00
NV08-CR-08-BIO-2	2002-07-09	148	0	9	9.29	2	0.00	4.75	19.91	72.88	3.96
SS	1986-08-18	630	0	11	26.81	2	0.00	4.41	32.36	58.59	17.74
TRC	1989-03-30	683	0	4	0.82	3	0.00	5.01	0.77	100.00	0.00
SS	1988-10-28	636	0	3	2.81	2	17.14	5.36	1.20	100.00	0.00
LNX	2000-07-04	502	0	8	29.79	3	0.00	4.82	33.22	83.33	3.96
NV08-CR-04-BIO-2	2002-07-10	136	0	19	22.71	5	0.34	4.41	32.52	66.67	25.25
NIX	2003-08-27	621	0	10	37.50	2	0.00	4.57	49.66	92.70	6.60
MCN	1991-11-01	587	0	2	0.00	0	0.00	4.46	0.00	0.00	0.00
MCN	1993-06-23	590	0	6	2.75	1	0.00	4.85	4.23	100.00	8.26
LW	1991-06-26	528	0	3	6.34	2	0.00	6.23	20.24	100.00	0.00
NIX	1981-06-30	615	0	4	9.74	1	0.00	5.56	18.67	100.00	0.22
MCN	1987-03-17	568	0	7	8.51	2	0.00	4.30	10.35	23.98	39.83
SS	1989-10-20	640	0	3	4.42	1	0.00	5.40	10.24	100.00	0.00
NV08-CR-13-BIO8	2004-07-02	343	0	14	23.45	5	0.00	4.69	27.27	88.04	19.27
NV08-CR-04-BIO-1	2004-07-16	297	1	17	27.64	3	0.00	4.32	53.41	89.22	29.50
LW	1988-10-28	519	0	3	45.45	1	0.00	5.55	92.59	100.00	0.00
SS	1993-06-23	653	0	1	0.00	0	0.00	5.84	0.00	0.00	0.00
NV09-WR-08-BIO-4	2002-10-18	125	0	15	13.64	2	0.00	4.60	17.94	59.65	6.72
TRC	1989-10-20	686	0	4	68.44	1	0.00	4.93	80.86	99.38	0.43
MCN	1989-04-03	576	0	4	0.36	1	0.00	5.01	0.00	0.00	12.54
SS	1994-10-04	658	0	4	0.00	0	1.43	4.44	0.00	0.00	0.71
LW	2000-11-02	554	0	5	57.40	1	0.00	5.04	60.09	100.00	0.45
FJR	2000-07-04	485	0	10	2.39	2	0.00	4.43	3.47	31.43	7.36
I80	2004-09-01	496	0	7	19.07	2	0.00	4.97	39.05	94.69	0.36
DO	1990-07-24	471	0	4	1.60	1	0.18	5.23	0.00	0.00	3.19
SS	1986-04-28	629	0	3	0.63	1	0.00	6.48	0.00	0.00	8.13
NV08-CR-13-BIO8	2004-07-02	343	1	15	29.47	7	0.00	4.72	42.34	78.33	20.18
MBD	1996-08-01	560	0	6	27.22	3	0.00	4.83	63.24	89.58	3.55
NV09-WR-04-BIO-2	2000-08-18	40	0	10	15.10	4	0.00	4.42	19.88	94.12	3.06
NV08-CR-10-BIO-5	2003-07-07	243	0	6	22.46	4	0.00	5.11	31.88	89.86	10.35
NV08-CR-08-BIO-2	2001-06-19	10	0	13	6.53	3	10.00	4.65	1.60	3.36	30.20
SS	1995-11-02	661	0	6	73.87	2	0.00	5.18	83.00	99.73	0.39
SS	1996-08-01	662	0	7	37.94	1	0.00	4.36	44.52	100.00	16.15
NB	1996-08-01	612	0	9	11.55	2	0.00	4.51	21.99	85.48	17.73

Appendix A

StationID	CollDate	BenSam pID	RepN um	EPTax	FiltrPct	FiltrTax	GastrPct	HBI	Hyd2EPTPct	Hyd2TriPct	IntolPct
SS	1999-10-21	669	0	5	76.63	1	0.00	5.12	85.24	99.74	1.19
I80	1999-08-01	491	0	6	29.50	1	0.00	4.84	38.42	97.14	2.39
DO	2000-11-18	477	0	7	23.68	2	0.00	4.29	12.90	95.65	25.98
NV08-CR-04-BIO-1	2002-07-01	157	0	16	16.50	4	0.00	4.45	27.39	52.80	16.90
TRC	1990-10-29	690	0	4	52.32	2	0.00	4.90	65.57	100.00	0.00
MCN	1987-06-23	569	0	4	77.19	2	0.00	5.39	84.08	100.00	0.00
SS	1987-12-11	632	0	8	56.60	2	0.00	4.54	67.22	80.63	16.00
CN	2005-08-23	468	0	8	17.62	2	0.20	4.91	23.18	76.11	3.89
LW	1991-11-01	530	0	2	2.08	1	2.08	5.63	0.00	0.00	0.00
NV09-WR-09-BIO-2	2002-07-16	122	0	9	8.14	3	1.02	6.49	1.94	25.00	3.73
CN	2003-08-26	466	0	8	15.12	2	0.00	5.10	23.15	78.95	3.63
TRC	1994-12-29	706	0	4	19.92	2	14.02	5.10	51.35	96.94	0.61
CN	2000-07-04	463	0	7	11.69	2	0.00	4.77	12.35	57.69	4.64
LW	1985-09-19	509	0	2	0.17	1	1.03	4.91	0.00	0.00	0.34
NV08-CR-07-BIO-1	2001-06-28	57	0	8	16.84	2	0.00	5.40	36.50	68.57	9.12
I80	1996-08-01	490	0	7	52.41	1	0.00	4.92	66.96	100.00	1.72
SS	1989-03-30	637	0	4	6.38	2	1.86	6.60	32.35	100.00	0.00
DO	2001-03-13	478	0	4	56.82	2	0.00	4.11	61.34	100.00	32.95
MCN	1990-06-26	581	0	8	39.96	2	0.00	4.78	56.08	96.67	4.53
SS	1985-09-16	627	0	4	0.00	0	8.24	4.38	0.00	0.00	8.24
FJR	2001-08-28	486	0	8	1.48	2	0.00	4.46	3.38	72.73	4.81
NV08-CR-12-BIO-7	2004-06-17	342	0	13	25.42	4	0.00	4.78	28.95	77.19	14.21
LW	1986-04-25	511	0	10	7.92	3	0.00	4.57	15.56	84.00	28.69
NV08-CR-12-BIO-7	2001-06-12	12	0	9	37.42	4	0.82	5.32	20.47	82.43	4.29
NV09-WR-04-BIO-3	2001-07-09	41	0	11	35.56	2	0.00	4.87	49.88	95.41	1.84
TRC	1993-10-01	701	0	3	0.00	0	0.00	4.67	0.00	0.00	10.34
SS	1989-06-20	638	0	5	15.69	3	1.00	4.55	1.88	100.00	0.00
NV06-TR-2-BIO-2	2002-06-17	199	0	10	2.47	2	0.00	5.39	0.00	0.00	2.47
TRC	1993-06-09	699	0	3	0.99	1	0.00	4.76	1.25	100.00	0.99
LNx	1999-08-01	501	0	8	23.09	1	0.00	4.41	29.41	96.64	17.27
NV08-CR-01-BIO-1	2002-07-10	160	0	20	4.96	4	0.00	4.42	3.00	4.82	15.99
MCN	1999-07-26	603	0	9	17.13	1	0.00	3.19	23.11	33.11	45.80
DO	2004-09-02	481	0	8	0.39	1	0.00	4.78	0.80	16.67	1.17
MCN	1988-03-30	572	0	5	72.84	2	0.00	5.15	82.71	100.00	13.58
LW	1990-06-27	524	0	6	2.09	2	0.19	5.94	11.11	84.62	0.57
NV09-WR-04-BIO-2	2002-07-16	171	0	9	5.26	2	0.00	4.64	6.85	25.84	1.95
NV06-TR-2-BIO-2	2004-09-17	438	0	20	23.71	4	0.00	4.39	33.94	62.68	20.50
LNx	2004-09-02	506	0	7	18.28	1	0.00	5.05	49.52	91.23	2.81
LW	1994-12-30	541	0	0	1.11	1	21.11	5.02	0.00	0.00	0.00
NV08-CR-10-BIO-5	2004-07-01	348	0	11	21.73	4	0.00	4.65	28.18	94.17	12.15
TRC	1992-06-30	696	0	5	8.25	3	0.20	6.08	38.46	86.96	1.18
FJR	2003-08-26	488	0	7	6.33	3	0.00	4.62	11.19	86.49	4.61
NV06-TR-6-BIO-6	2001-03-07	3	0	6	31.28	1	0.00	4.59	35.33	98.92	3.25
NV09-WR-04-BIO-4	2001-08-16	42	0	13	17.92	3	0.90	4.43	30.42	74.02	9.50

Appendix A

StationID	CollDate	BenSam pID	RepN um	EPTax	FiltrPct	FiltrTax	GastrPct	HBI	Hyd2EPTPct	Hyd2TriPct	IntolPct
MCN	1990-03-22	580	0	6	1.17	2	0.78	4.77	1.33	100.00	14.45
TRC	1994-08-23	704	0	4	50.36	2	0.00	5.03	62.26	100.00	0.00
MCN	1994-03-29	593	0	7	5.13	1	0.00	6.19	28.24	100.00	10.90
TRC	2000-08-08	719	0	2	52.82	2	0.23	5.87	94.44	100.00	0.00
SS	1990-11-28	644	0	2	39.68	1	3.24	5.63	0.00	0.00	4.25
CN	1996-08-01	461	0	7	54.02	2	0.00	5.00	63.38	100.00	1.40
MBD	1990-07-24	559	0	3	0.55	1	31.45	6.72	0.00	0.00	0.73
LNx	1981-07-08	499	0	6	0.75	1	0.00	4.52	0.86	10.26	4.31
NV08-CR-06-BIO-4	2001-06-20	7	0	9	3.60	3	0.00	5.49	8.06	33.33	9.00
TRC	1986-04-25	676	0	7	4.03	2	0.00	4.63	1.01	50.00	33.33
LW	1993-10-01	536	0	2	37.50	1	0.00	3.75	42.86	100.00	50.00
TRC	1996-10-25	709	0	5	81.71	2	0.00	5.07	87.14	100.00	0.39
MCN	1992-06-30	588	0	2	1.82	1	0.00	5.04	66.67	100.00	0.00
TRUCK2	2004-09-20	437	0	15	1.69	3	0.75	4.54	2.87	14.04	17.89
NV08-CR-04-BIO-1	2001-06-21	4	0	16	28.20	2	0.00	4.38	50.72	74.47	15.60
TRC	1991-09-05	693	0	3	20.61	2	0.00	6.11	52.17	100.00	0.00
LW	1999-10-20	550	0	6	84.91	1	0.00	5.04	89.03	99.06	0.80
SS	1992-09-09	651	0	1	9.52	1	0.00	6.81	0.00	0.00	0.00
TRC	1991-06-26	692	0	4	40.93	2	0.00	4.78	45.65	100.00	0.00
Nv06-TR-4--BIO-3	2003-09-12	285	1	9	3.78	3	0.54	4.81	5.15	77.78	3.78
SS	1991-06-26	646	0	4	28.98	2	0.00	5.90	25.42	71.43	0.00
NV09-WR-08-BIO-4	2001-07-23	36	0	13	34.33	1	0.00	4.77	50.59	87.31	5.19
NV08-CR-01-BIO-1	2004-07-15	294	1	21	12.00	3	0.00	4.63	13.61	53.92	15.09
SS	2005-08-22	671	0	7	23.42	2	0.00	4.76	30.66	93.53	3.96
NV08-CR-09-BIO-3	2004-06-30	350	1	12	48.19	6	0.00	4.31	55.10	95.07	28.40
NV09-WR-06-BIO-1	2002-10-17	123	0	9	27.31	1	0.00	4.94	41.04	82.56	0.77
I80	1981-08-01	489	0	3	0.00	0	0.00	5.45	0.00	0.00	25.00
NB	2005-08-26	613	0	9	28.36	2	0.00	5.02	43.68	92.68	0.19
MBD	1989-09-25	558	0	2	0.00	0	78.26	6.84	0.00	0.00	4.35
NIX	2005-08-24	623	0	8	25.00	2	0.00	5.04	39.89	98.63	0.35
LW	1986-08-18	512	0	7	75.61	2	0.00	5.14	82.48	100.00	1.63
MCN	1991-09-05	586	0	5	57.34	2	0.00	4.87	85.84	100.00	1.93
TRC	1988-08-29	681	0	4	3.16	1	0.53	5.26	11.76	60.00	0.00
SS	1997-07-10	665	0	7	40.71	1	0.00	4.39	46.82	100.00	27.27
LNx	2002-09-04	504	0	5	0.00	0	0.00	4.56	0.00	0.00	8.74
SS	1990-06-26	642	0	3	42.07	1	7.84	5.46	0.00	0.00	0.00
TRC	1990-03-22	687	0	4	8.02	1	0.50	4.99	10.29	100.00	0.25
SS	1993-06-09	652	0	2	0.00	0	0.00	5.88	0.00	0.00	0.00
I80	2003-08-26	495	0	7	16.50	2	0.00	4.87	24.47	94.19	1.63
NV09-WR-09-BIO-1	2000-08-16	43	0	7	4.19	2	4.19	3.85	9.09	50.00	35.93
MCN	1986-12-12	567	0	10	39.74	2	0.00	4.61	47.57	52.54	37.61
TRC	1988-06-22	680	0	4	38.10	1	0.00	5.94	89.80	98.88	0.43
NV08-CR-07-BIO-1	2003-07-08	241	0	17	6.80	5	0.00	4.98	15.76	63.41	10.91
SS	1990-03-22	641	0	3	9.48	1	15.93	4.88	20.98	100.00	0.00

Appendix A

StationID	CollDate	BenSam pID	RepN um	EPTax	FiltrPct	FiltrTax	GastrPct	HBI	Hyd2EPTPct	Hyd2TriPct	IntolPct
CN	1999-08-01	462	0	7	10.94	2	0.00	4.92	13.99	77.46	4.49
MCN	2001-03-01	609	0	7	31.75	1	0.00	5.52	51.95	99.38	4.56
NV08-CR-06-BIO-2	2003-07-08	240	0	4	1.14	3	1.70	5.79	0.00	0.00	1.89
LW	1994-03-29	538	0	4	21.32	1	0.00	6.47	91.11	98.40	0.00
LW	1989-04-03	520	0	3	0.79	2	0.00	6.40	1.30	100.00	4.72
TRC	1985-09-17	673	0	2	3.47	1	13.89	5.05	0.00	0.00	4.17
MCN	1986-05-14	565	0	9	13.61	3	0.00	3.36	10.71	42.86	50.26
NV06-TR-2-BIO-2	2005-08-30	69	6	10	2.82	1	0.00	5.91	0.00	0.00	6.10
AH	1996-08-01	457	0	7	46.79	2	0.00	4.43	54.79	100.00	12.84
MBD	1981-06-23	557	0	3	0.00	0	1.59	6.63	0.00	0.00	1.00
LW	1991-04-02	527	0	5	5.41	2	0.00	4.79	5.61	100.00	6.31
TRC	1989-06-20	684	0	4	17.50	2	0.00	4.83	19.37	100.00	0.00
NV08-CR-04-BIO-1	2003-07-15	228	0	17	16.38	4	0.00	4.69	36.09	78.30	11.75
SS	1991-04-02	645	0	4	18.31	2	0.00	5.25	7.92	100.00	0.70
MCN	1985-09-19	563	0	9	4.91	3	0.00	4.27	3.95	34.78	11.04
NV06-TR-6-BIO-6	2002-10-14	138	0	8	10.04	2	0.21	5.12	17.65	94.12	0.21
NV08-CR-08-BIO-2	2004-06-30	349	1	8	8.90	3	0.00	4.88	13.62	41.03	15.53
WB	1989-09-25	723	0	2	0.60	1	34.94	7.37	0.00	0.00	0.20
NV08-CR-12-BIO-7	2003-07-05	245	0	14	3.29	2	0.00	4.17	1.81	35.00	11.29
NV08-CR-11-BIO-6	2001-06-20	58	0	8	9.17	1	0.00	4.64	30.56	95.65	5.21
NV08-CR-06-BIO-2	2002-07-10	159	0	4	7.85	1	5.99	6.21	0.00	0.00	1.86
MCN	1987-12-29	571	0	7	34.30	2	0.00	5.13	53.54	99.07	11.33
LW	2000-03-29	552	0	7	6.14	1	0.00	4.72	6.58	100.00	7.37
LW	1988-06-23	517	0	3	92.45	2	0.00	5.11	98.00	100.00	0.00
MCN	1989-10-20	579	0	6	31.09	2	0.00	5.12	59.51	97.00	4.81
MCN	1991-04-02	584	0	5	9.62	2	0.00	4.30	9.71	100.00	21.15
NV06-TR-2-BIO-1	2005-08-30	22	0	22	44.98	7	0.00	4.65	58.92	88.51	14.06
I80	2001-08-28	493	0	7	3.50	2	0.00	4.48	7.66	90.48	3.68
LW	1990-11-28	526	0	3	19.64	2	0.00	5.96	35.29	100.00	0.00
TRC	1999-07-27	715	0	5	6.37	1	0.00	5.50	8.88	100.00	0.62
TRC	1986-08-18	677	0	7	74.44	2	0.00	5.22	84.95	100.00	0.00
NV06-TR-2-BIO-1	2003-09-15	289	1	19	18.74	5	0.00	4.68	26.67	85.71	13.00
MCN	1986-08-12	566	0	10	44.30	2	0.00	4.85	53.12	88.59	9.23
LW	1998-01-12	546	0	6	25.00	1	0.00	4.97	25.71	100.00	1.52
NV08-CR-05-BIO-3	2001-06-19	6	0	8	8.06	2	0.00	4.69	32.84	88.00	11.36
NIX	2001-08-21	619	0	8	26.71	3	0.18	4.54	43.62	91.88	5.45
SS	1998-03-12	666	0	4	0.88	1	0.00	4.80	0.89	100.00	6.14
MCN	1991-06-26	585	0	4	4.00	1	0.00	5.10	6.03	100.00	1.71
MCN	1993-11-10	592	0	2	77.43	1	0.00	4.44	79.93	100.00	19.44
SS	1999-07-27	668	0	4	51.01	1	0.00	4.60	56.01	100.00	17.87
TRC	1998-07-30	713	0	3	2.83	1	0.00	5.08	3.75	100.00	0.94
LW	1985-12-17	510	0	3	0.29	1	5.87	5.17	33.33	100.00	1.47
TRC	1993-11-10	702	0	4	81.58	1	0.00	5.01	85.62	99.22	0.64
NV08-CR-05-BIO-3	2002-07-14	137	0	12	23.15	4	0.00	4.89	34.39	49.62	18.48

Appendix A

StationID	CollDate	BenSam pID	RepN um	EPTax	FiltrPct	FiltrTax	GastrPct	HBI	Hyd2EPTPct	Hyd2TriPct	IntolPct
NV08-CR-05-BIO-3	2004-06-29	299	1	16	24.67	5	0.00	4.64	56.50	89.29	24.86
MCN	1995-11-06	595	0	6	83.95	2	0.00	4.99	88.03	100.00	7.54
SS	1993-11-10	655	0	4	55.70	1	0.00	5.22	74.58	98.88	1.27
TRC	1995-11-01	708	0	8	92.04	3	0.00	4.96	93.68	99.28	2.21
NIX	2004-09-01	622	0	6	0.00	0	0.00	5.29	0.00	0.00	2.76
MCN	1997-10-15	599	0	8	67.66	2	0.00	5.33	90.45	99.13	2.58
TRC	2002-02-07	722	0	4	35.12	2	0.00	5.05	39.52	91.30	2.89
DO	2000-03-29	473	0	7	14.06	2	0.00	4.44	13.84	98.53	15.66
TRC	1994-03-29	703	0	3	4.21	1	0.00	5.03	4.40	100.00	0.00
MCN	2000-06-27	606	0	9	35.17	1	0.00	4.98	52.51	93.50	13.15
NV08-CR-05-BIO-3	2004-06-29	299	0	20	26.48	6	0.00	4.68	49.36	83.94	25.97
TRC	1988-10-28	682	0	5	68.31	3	0.00	5.00	81.58	94.66	4.37
TRC	1987-03-16	678	0	8	41.53	2	0.40	5.73	60.06	91.15	3.43
NV09-WR-03-BIO-1	2001-07-11	39	0	11	38.90	3	0.00	4.96	49.18	80.23	3.30
NV08-CR-09-BIO-3	2001-06-14	11	0	12	35.20	3	0.00	4.88	39.72	80.00	8.60
NV06-TR-2-BIO-2	2003-09-12	284	0	16	26.29	5	0.19	4.98	37.54	89.33	8.38
LW	1996-10-23	544	0	3	91.30	1	0.00	5.04	94.51	100.00	0.00
NV08-CR-11-BIO-6	2002-06-20	152	0	8	1.05	4	0.00	5.40	0.78	20.00	5.24
LNx	2003-08-27	505	0	8	0.39	1	0.00	4.77	0.59	28.57	2.31
LW	1993-06-09	535	0	6	5.13	1	0.00	3.00	0.00	0.00	52.56
TRC	1998-10-20	714	0	5	49.73	1	0.00	5.02	56.10	100.00	1.08
MCN	1993-10-01	591	0	2	81.48	1	0.00	4.69	86.27	100.00	12.96
NV06-TR-2-BIO-1	2003-09-15	289	0	20	11.24	5	0.00	4.81	20.56	80.82	11.74
SS	1994-08-24	657	0	4	1.82	3	3.23	4.65	3.85	66.67	0.20
I80	2005-08-22	497	0	9	20.35	2	0.00	4.66	26.33	84.55	2.74
MCN	1999-10-20	604	0	10	67.60	1	0.00	5.18	87.00	97.24	6.10
NV09-WR-06-BIO-1	2002-10-17	34	0	11	19.75	2	0.00	4.77	23.82	87.60	2.47
TRC	1999-10-21	716	0	6	59.57	1	0.00	5.18	73.48	96.18	2.76
TRC	1992-03-24	695	0	1	0.00	0	0.00	8.00	0.00	0.00	0.00
SS	1985-12-17	628	0	3	0.37	1	46.10	5.79	0.00	0.00	0.37
Nv06-TR-4--BIO-3	2000-09-08	21	0	1	0.00	0	0.00	5.89	0.00	0.00	3.77
DO	1981-07-01	469	0	4	18.05	1	0.00	4.57	26.20	53.05	15.98
TRC	2000-06-23	718	0	5	51.57	1	0.00	5.41	72.65	99.60	1.88
SS	1994-12-22	659	0	3	0.66	1	10.53	4.63	0.00	0.00	0.66
MCN	1998-07-31	601	0	12	22.97	2	0.00	3.63	27.87	94.44	41.22
I80	2002-09-04	494	0	7	16.40	3	0.40	4.87	21.53	83.16	2.23
TRC	1994-10-12	705	0	4	22.61	1	0.39	5.42	47.15	98.31	0.39
NV09-WR-08-BIO-6	2001-07-10	38	0	10	1.58	2	0.00	4.53	0.82	22.22	2.52
SS	1985-07-18	626	0	3	0.00	0	0.00	3.94	0.00	0.00	26.90
NV08-CR-08-BIO-2	2004-06-30	349	0	12	14.41	4	0.00	4.82	24.14	59.57	17.33
LW	1988-08-29	518	0	3	0.53	1	4.74	6.92	14.29	100.00	0.00
TRC	1997-07-10	710	0	7	13.93	1	0.00	5.11	15.19	98.63	1.16
NV08-CR-09-BIO-3	2003-07-07	232	0	7	9.20	3	0.00	5.61	27.54	95.83	0.60
NV08-CR-10-BIO-4	2004-07-01	351	1	12	34.38	5	0.00	4.37	45.59	73.53	20.04

Appendix A

StationID	CollDate	BenSam pID	RepN um	EPTax	FiltrPct	FiltrTax	GastrPct	HBI	Hyd2EPTPct	Hyd2TriPct	IntolPct
DO	2000-06-23	474	0	6	45.83	1	0.00	5.33	60.63	99.14	3.77
NV08-CR-06-BIO-4	2002-07-10	140	0	2	36.82	4	1.16	6.35	0.00	0.00	0.78
NV06-TR-2-BIO-1	2004-09-20	436	0	20	20.93	5	0.17	4.57	25.32	76.77	18.69
NV08-CR-10-BIO-4	2002-07-12	106	0	8	15.19	5	0.00	5.14	15.54	98.36	2.37
MCN	1997-02-26	597	0	6	8.20	1	0.00	3.43	12.82	83.33	49.18
NV08-CR-07-BIO-1	2004-07-02	347	0	11	4.33	3	0.00	5.39	10.83	24.53	9.03
MCN	1989-06-21	577	0	5	0.89	1	0.00	4.39	0.93	100.00	11.61
SS	1987-03-16	631	0	9	67.32	2	0.00	5.12	70.08	93.96	3.74
TRC	1995-08-15	707	0	7	14.93	2	0.00	5.86	27.24	97.53	0.38
LW	1991-09-05	529	0	3	1.51	1	0.00	6.67	17.39	100.00	0.00
AH	1999-08-01	458	0	7	25.80	1	0.00	4.70	34.27	95.42	5.30
LW	1994-10-12	540	0	1	0.36	1	42.91	5.45	0.00	0.00	0.00
NV08-CR-06-BIO-2	2004-07-02	295	1	6	4.21	2	0.38	5.57	4.35	10.00	6.13
NV09-WR-04-BIO-2	2002-07-11	162	0	7	2.31	2	0.00	6.29	9.35	66.67	0.38
Nv06-TR-4--BIO-3	2004-09-17	432	0	11	26.73	5	0.00	4.49	37.43	94.93	11.68
LW	1999-07-26	549	0	8	37.17	1	0.00	5.06	49.13	78.02	8.90
MCN	1989-08-30	578	0	8	51.45	2	0.00	5.29	68.64	99.26	3.28
NV08-CR-10-BIO-5	2004-07-01	348	1	11	25.04	5	0.00	4.64	34.92	95.86	11.73
NV08-CR-08-BIO-2	2003-07-07	242	0	18	4.37	5	0.00	4.98	1.35	5.77	13.89
NV06-TR-5-BIO-4	2005-09-02	20	0	8	10.19	3	0.00	4.57	19.28	92.31	1.87
NV08-CR-04-BIO-2	2001-06-28	5	0	18	35.73	4	0.00	4.67	62.28	88.83	11.65
NIX	1990-07-24	616	0	5	8.33	1	36.05	6.72	0.00	0.00	4.71
TRC	1985-12-17	674	0	5	0.69	2	10.76	6.64	5.56	50.00	0.69
MCN	1997-07-10	598	0	8	18.38	2	0.00	3.71	20.48	100.00	40.00
MCN	1988-10-28	575	0	7	63.31	2	0.00	5.04	84.21	99.44	3.60
LNx	1990-07-24	500	0	3	3.27	1	35.39	5.97	0.00	0.00	0.18
TRC	1987-12-11	679	0	7	77.43	2	0.00	5.46	90.44	94.85	1.55
NV06-TR-6-BIO-6	2004-09-06	433	0	9	13.58	3	0.00	4.84	24.31	96.34	0.51
SS	1992-06-30	650	0	2	2.64	1	0.19	5.98	0.00	0.00	0.00
LW	2002-02-06	556	0	3	2.60	1	0.37	5.14	3.03	100.00	0.00
NV06-TR-2-BIO-2	2001-05-29	70	0	15	11.40	4	0.00	6.07	37.76	60.66	5.40
NV08-CR-12-BIO-7	2004-06-17	342	1	10	20.00	5	0.00	4.62	25.81	56.14	16.60
MCN	1998-10-20	602	0	9	78.33	1	0.00	5.00	88.24	98.04	4.44
LW	1995-10-30	543	0	9	78.92	2	0.00	4.92	87.93	99.76	3.48
TRC	1991-04-02	691	0	5	13.58	2	0.00	4.93	14.19	100.00	0.99
NV08-CR-04-BIO-2	2003-07-15	229	0	27	13.95	6	0.00	4.59	20.53	74.47	13.61
LW	1990-03-22	523	0	4	0.52	1	0.17	6.48	2.68	100.00	1.22
CN	2002-09-04	465	0	6	19.87	3	0.00	5.68	39.18	74.03	0.67
SS	1991-10-29	648	0	2	0.36	2	0.00	5.89	25.00	100.00	0.00
MCN	1987-09-28	570	0	4	79.13	2	0.00	5.71	97.10	99.54	1.27
NV08-CR-11-BIO-6	2003-07-03	233	0	10	7.55	5	0.00	5.34	9.90	75.61	5.09
NV08-CR-11-BIO-6	2004-07-01	292	0	14	23.00	5	0.00	4.76	30.39	82.71	17.20
TRC	1998-01-12	712	0	5	62.95	2	0.00	5.01	64.75	100.00	0.80
DO	1999-08-01	472	0	8	18.67	1	0.00	4.70	22.08	98.86	4.94

Appendix A

StationID	CollDate	BenSam pID	RepN um	EPTax	FiltrPct	FiltrTax	GastrPct	HBI	Hyd2EPTPct	Hyd2TriPct	IntolPct
TRC	1997-10-15	711	0	5	73.29	3	0.00	5.17	87.71	98.64	1.00
LW	1986-12-12	513	0	7	49.15	2	0.00	5.37	86.31	95.08	2.20
LW	1998-07-27	547	0	5	75.97	1	0.00	5.09	86.24	100.00	1.73
LW	1989-06-20	521	0	7	7.51	2	0.00	5.30	19.12	100.00	2.89
MCN	1995-08-16	594	0	7	5.84	2	0.00	4.73	6.39	100.00	12.37
SS	1993-10-01	654	0	4	17.39	1	0.00	5.26	23.53	80.00	4.35
NV08-CR-06-BIO-4	2004-07-02	296	1	8	6.33	7	0.00	5.26	2.63	25.00	10.90
NV09-WR-08-BIO-5	2000-10-31	37	0	7	14.58	1	0.00	4.81	29.17	43.75	22.92
NV08-CR-09-BIO-3	2002-08-10	158	0	6	7.38	3	0.00	4.95	7.03	73.81	2.14
LW	1992-06-30	532	0	4	5.46	3	0.00	6.66	22.22	100.00	0.00
TRC	1992-11-13	698	0	3	0.17	1	0.00	5.95	1.11	100.00	0.00
MCN	1998-01-12	600	0	12	11.20	2	0.00	4.61	14.66	94.92	20.00
TRC	1991-10-29	694	0	4	1.69	1	0.85	5.11	2.86	50.00	1.69
MCN	1988-08-29	574	0	4	22.67	2	0.00	5.09	52.31	100.00	1.33
DO	2002-09-04	479	0	6	1.17	1	0.58	4.94	0.00	0.00	5.65
LW	1992-09-30	533	0	2	0.60	1	0.00	5.79	0.00	0.00	0.00
TRC	1990-10-11	689	0	1	0.00	0	0.00	4.65	0.00	0.00	0.00
WB	1996-08-01	725	0	8	23.31	2	0.00	4.23	41.01	98.48	10.85
LW	1989-10-20	522	0	3	1.54	2	0.51	4.59	10.00	100.00	0.51
DO	2000-07-04	475	0	7	9.14	1	0.00	4.75	12.30	87.04	2.14
FJR	1981-07-01	483	0	4	14.88	1	1.56	6.15	38.91	96.63	0.52
NV08-CR-11-BIO-6	2004-07-01	292	1	12	34.83	5	0.36	4.71	47.38	93.14	18.31
ND	1996-08-01	614	0	8	65.05	2	0.00	5.10	75.20	99.29	1.05
SS	1997-02-26	664	0	4	40.24	1	0.00	3.95	40.74	100.00	26.83
NV09-WR-07-BIO-3	2002-10-17	128	0	10	13.98	2	0.00	4.68	27.91	47.68	0.57
NV08-CR-07-BIO-1	2002-07-09	150	0	10	20.36	3	0.00	6.03	2.38	33.33	1.81
LW	1992-11-13	534	0	3	0.81	1	0.00	5.22	8.33	100.00	0.00
NV06-TR-5--BIO-5	2004-09-16	434	0	11	16.48	4	0.75	4.86	30.07	96.63	1.87
CN	2004-09-02	467	0	7	21.11	3	0.17	5.12	42.96	80.65	1.01
LW	1990-10-11	525	0	3	11.67	2	0.50	4.99	10.00	100.00	0.00
LNx	2005-08-24	507	0	8	31.26	2	0.00	4.94	45.10	97.58	0.58
TRC	1992-09-28	697	0	5	1.02	1	0.00	5.25	3.18	45.45	1.23
LW	2001-03-02	555	0	5	13.54	1	0.00	5.52	19.44	98.59	0.19
NV09-WR-09-BIO-3	2000-08-14	44	0	10	3.57	1	0.00	4.79	5.30	26.92	8.67
SS	1994-03-29	656	0	3	6.37	2	0.20	5.24	1.87	100.00	0.00
SS	1988-03-28	633	0	4	2.38	1	0.51	5.31	4.31	100.00	8.67
LW	1997-07-10	545	0	8	10.81	1	0.00	4.39	11.76	100.00	20.72
DO	2005-08-23	482	0	11	14.66	1	0.00	4.57	21.24	86.81	6.49
NV08-CR-04-BIO-1	2004-07-16	297	0	15	25.70	3	0.00	4.35	49.49	88.02	25.00
NIX	1999-08-01	617	0	8	26.37	1	0.00	4.51	34.85	97.01	14.81
I80	2000-07-04	492	0	7	13.57	2	0.00	4.83	17.37	98.59	0.97
NV08-CR-10-BIO-5	2002-07-08	82	0	8	13.71	3	0.00	5.17	16.67	87.95	0.91
MCN	2000-07-25	607	0	8	7.68	1	0.00	5.75	20.32	88.37	3.43
Nv06-TR-4--BIO-3	2003-09-12	285	0	5	5.17	3	0.00	4.86	6.00	69.23	2.14

## Appendix A

StationID	CollDate	BenSam pID	RepN um	EPTax	FiltrPct	FiltrTax	GastrPct	HBI	Hyd2EPTPct	Hyd2TriPct	IntolPct
CN	1990-07-24	460	0	5	12.52	3	1.37	5.19	23.60	100.00	0.00
NV08-CR-06-BIO-4	2003-07-08	231	0	7	5.15	4	0.00	5.13	0.00	0.00	5.66
MCN	2000-11-01	608	0	7	29.82	1	0.00	4.84	47.22	95.77	13.60
FJR	2002-09-04	487	0	4	0.19	1	5.85	4.59	0.00	0.00	6.04
MCN	1990-11-28	583	0	6	54.95	2	0.00	4.95	90.96	99.08	1.54
MCN	1990-10-11	582	0	7	44.27	2	0.00	5.00	72.49	97.39	0.20
MCN	1988-06-30	573	0	8	53.57	2	0.00	4.88	66.67	82.19	14.29
NV06-TR-5-BIO-4	2004-09-16	435	0	9	21.58	3	0.00	4.61	40.26	98.39	0.70
NV06-TR-5-BIO-4	2003-09-10	290	0	8	6.05	4	0.19	5.30	3.20	70.00	8.51
MCN	1985-12-17	564	0	8	6.35	3	0.00	3.86	6.12	60.00	38.10
NV08-CR-10-BIO-4	2003-07-03	244	0	10	40.99	4	0.00	5.12	53.26	94.23	3.52
MCN	2000-03-29	605	0	7	7.92	1	0.00	4.02	8.84	95.00	27.92
NV08-CR-07-BIO-1	2004-07-02	347	1	10	6.69	5	0.34	5.19	7.50	37.50	9.09
NV08-CR-04-BIO-2	2004-07-19	298	0	16	32.48	3	0.00	4.42	50.28	84.76	24.64
FJR	1989-09-25	484	0	2	0.00	0	35.22	5.89	0.00	0.00	1.79
LW	1992-03-24	531	0	1	0.00	0	0.00	6.43	0.00	0.00	0.00
SS	1988-08-29	635	0	2	2.41	1	18.07	6.04	0.00	0.00	0.00
DO	1989-09-25	470	0	2	31.75	1	3.17	6.52	0.00	0.00	1.59
LW	1987-06-23	515	0	5	42.97	2	0.00	5.03	53.90	100.00	0.00
NV09-WR-03-BIO-1	2002-07-11	142	0	9	43.25	2	0.00	4.86	53.71	85.77	6.75
NV08-CR-01-BIO-1	2003-07-14	239	0	30	5.39	6	0.00	4.38	3.86	12.68	27.55
TRC	2001-03-06	721	0	3	43.39	2	0.34	5.68	82.47	100.00	0.00
NV09-WR-07-BIO-3	2001-07-19	35	0	11	31.96	1	0.00	4.91	41.48	92.09	0.98
MCN	1993-06-09	589	0	4	0.00	0	0.00	4.92	0.00	0.00	5.85
LW	1988-03-28	516	0	5	11.55	2	1.59	6.41	50.00	96.67	3.19
SS	1989-08-29	639	0	2	62.01	1	15.81	6.09	0.00	0.00	0.00
CN	1981-07-01	459	0	4	64.47	1	0.00	5.08	72.85	99.48	0.34
NV08-CR-01-BIO-1	2004-07-15	294	0	25	13.77	5	0.18	4.66	18.87	62.62	15.38
NV06-TR-6-BIO-6	2001-03-07	130	0	8	7.85	4	0.00	4.62	12.50	61.02	5.17
NIX	2002-09-04	620	0	8	1.80	2	1.26	4.40	1.46	14.81	12.05
MCN	1996-10-23	596	0	11	90.85	2	0.00	4.96	93.10	98.32	4.32
SS	1988-06-23	634	0	4	11.11	1	17.46	4.76	29.17	100.00	1.59
MBD	1999-08-01	561	0	2	0.00	0	2.22	3.91	0.00	0.00	15.56
LW	1994-08-24	539	0	1	0.73	2	17.24	4.85	100.00	100.00	0.00
LW	1985-07-17	508	0	3	0.84	2	0.21	4.35	50.00	100.00	0.42
LW	1987-03-16	514	0	7	5.34	2	0.00	7.62	18.67	96.88	1.38
LW	1995-08-15	542	0	8	6.60	1	0.00	6.00	19.23	81.40	6.04
LNK	2001-08-28	503	0	6	9.38	1	0.00	4.49	18.39	90.57	2.54
TRC	1989-08-29	685	0	6	24.83	3	0.00	5.87	52.48	98.67	0.33
LW	2000-02-26	551	0	5	16.54	1	0.00	5.24	19.95	97.67	1.18
TRC	2000-03-29	717	0	4	9.38	2	0.43	4.90	10.73	100.00	6.40
NV09-WR-03-BIO-1	2002-08-17	165	0	8	19.39	1	0.17	4.99	39.86	80.28	3.23
SS	1992-03-24	649	0	1	0.00	0	0.00	5.38	0.00	0.00	0.00
TRC	2000-11-06	720	0	4	58.76	2	0.20	5.18	74.18	99.66	0.20

Appendix A

StationID	CollDate	BenSam plD	RepN um	EPTax	FiltrPct	FiltrTax	GastrPct	HBI	Hyd2EPTPct	Hyd2TriPct	IntolPct
NV06-TR-2-BIO-2	2005-08-30	69	0	16	18.10	5	0.00	5.35	41.32	86.96	5.80
NV08-CR-10-BIO-4	2004-07-01	351	0	11	23.08	4	0.00	4.64	30.39	66.86	11.07
NV08-CR-12-BIO-7	2002-07-19	149	0	8	7.07	4	0.00	5.20	5.45	48.65	3.44
TRC	1990-06-26	688	0	3	86.44	1	0.00	4.99	90.43	100.00	0.00
NV06-TR-5--BIO-5	2005-09-01	19	0	16	5.81	6	1.27	5.02	13.77	61.29	3.09
NV08-CR-04-BIO-2	2004-07-19	298	1	15	33.21	4	0.00	4.32	61.56	87.86	22.99
TRUCK5	2004-09-17	439	0	9	17.22	4	0.59	4.75	24.92	98.77	4.70
MCN	2002-02-05	610	0	5	26.56	1	0.00	4.97	38.64	97.14	10.16
WB	1990-07-24	724	0	4	1.16	1	5.01	4.76	0.00	0.00	3.47
NIX	2000-07-04	618	0	9	30.86	3	0.00	4.87	36.21	93.63	3.41
NV08-CR-06-BIO-2	2004-07-02	295	0	4	1.51	2	0.95	5.71	0.00	0.00	1.51
DO	2000-08-19	476	0	6	25.82	2	0.00	5.85	51.47	93.33	4.00
NV09-WR-08-BIO-5	2002-10-18	163	0	10	22.64	3	0.00	5.64	18.03	46.90	0.51
SS	1998-10-21	667	0	5	63.30	2	0.00	5.19	76.65	98.19	2.14
NV08-CR-06-BIO-2	2001-06-20	9	0	5	0.00	0	23.32	5.88	0.00	0.00	2.25
NV08-CR-06-BIO-4	2004-07-02	296	0	8	4.32	7	0.00	5.23	1.77	11.11	7.88
LW	1998-10-21	548	0	6	14.51	1	0.00	5.93	31.11	96.55	1.55
SS	1991-09-05	647	0	5	2.90	2	0.39	5.70	6.90	33.33	0.97
TRC	1993-06-23	700	0	2	0.00	0	0.00	4.63	0.00	0.00	0.00
SS	1996-10-25	663	0	4	65.00	1	0.00	5.01	69.33	100.00	3.75
NV09-WR-09-BIO-2	2002-07-10	54	0	13	2.54	3	1.27	4.60	4.12	77.78	11.05
NV09-WR-04-BIO-3	2002-07-16	166	0	8	37.06	2	0.17	5.17	68.28	93.78	0.52
NV08-CR-09-BIO-3	2004-06-30	350	0	10	49.02	4	0.00	4.31	56.51	92.12	28.60
NV08-CR-01-BIO-1	2001-06-20	8	0	20	16.96	4	1.17	4.98	5.00	18.75	16.37
DO	2003-08-26	480	0	8	1.53	2	0.00	4.68	1.62	35.29	5.54

## Appendix A

StationID	CollDate	BenSam pID	RepN um	IntolTax	NonInPct	OdonPct	OligoPct	OligoTax	PlecoPct	PlecoTax	PredPct
CN	2001-08-28	464	0	3	13.67	0.98	1.17	1	0.00	0	8.01
SS	1995-08-16	660	0	0	0.00	0.00	0.00	0	0.00	0	0.00
NB	1989-09-25	611	0	1	88.17	3.23	5.38	1	0.00	0	66.67
LW	1993-11-10	537	0	1	0.72	0.00	0.00	0	1.91	1	2.63
MBD	2005-08-26	562	0	4	5.83	0.00	1.28	1	0.00	0	4.74
SS	2004-09-13	670	0	1	34.66	0.18	3.97	1	0.00	0	31.95
LW	2000-08-09	553	0	1	0.00	0.00	0.00	0	0.48	1	0.48
NV06-TR-2-BIO-2	2001-05-29	70	1	9	59.34	0.00	59.34	1	2.60	3	4.02
NV06-TR-5--BIO-5	2003-09-10	291	0	2	7.47	0.17	2.43	1	0.00	0	0.52
SS	1990-10-10	643	0	0	96.96	0.00	0.00	0	0.00	0	9.95
NV08-CR-08-BIO-2	2002-07-09	148	0	4	3.27	0.17	1.89	2	1.03	1	3.44
SS	1986-08-18	630	0	4	0.40	0.00	0.00	0	0.20	1	2.82
TRC	1989-03-30	683	0	0	7.19	0.00	1.44	1	0.00	0	0.00
SS	1988-10-28	636	0	0	31.97	1.28	0.00	0	0.00	0	11.76
LNX	2000-07-04	502	0	3	19.58	0.00	0.21	1	0.00	0	9.38
NV08-CR-04-BIO-2	2002-07-10	136	0	11	3.90	0.00	1.69	1	8.14	4	11.02
NIX	2003-08-27	621	0	4	16.49	0.00	0.00	0	0.00	0	16.67
MCN	1991-11-01	587	0	0	3.85	0.00	0.00	0	0.00	0	0.00
MCN	1993-06-23	590	0	3	1.83	0.00	1.83	1	1.83	1	2.75
LW	1991-06-26	528	0	0	4.58	0.00	0.70	1	0.00	0	3.17
NIX	1981-06-30	615	0	1	0.00	0.00	0.00	0	0.22	1	0.22
MCN	1987-03-17	568	0	4	6.22	0.00	5.39	2	25.73	1	26.97
SS	1989-10-20	640	0	0	56.46	0.34	0.34	1	0.00	0	36.73
NV08-CR-13-BIO8	2004-07-02	343	0	11	13.45	0.36	0.91	1	0.18	1	14.73
NV08-CR-04-BIO-1	2004-07-16	297	1	12	4.64	0.00	2.41	1	2.78	4	6.68
LW	1988-10-28	519	0	0	10.91	0.00	1.82	1	0.00	0	9.09
SS	1993-06-23	653	0	0	11.39	0.00	6.33	1	0.00	0	0.00
NV09-WR-08-BIO-4	2002-10-18	125	0	4	4.74	0.00	2.57	1	4.35	2	14.03
TRC	1989-10-20	686	0	1	2.77	0.00	0.00	0	0.00	0	2.56
MCN	1989-04-03	576	0	2	1.43	0.00	0.00	0	2.87	1	2.87
SS	1994-10-04	658	0	1	55.71	5.36	1.79	1	0.00	0	58.57
LW	2000-11-02	554	0	1	0.00	0.00	0.00	0	0.67	2	0.67
FJR	2000-07-04	485	0	5	19.09	0.00	0.40	1	0.00	0	21.87
I80	2004-09-01	496	0	1	13.55	0.36	0.36	1	0.00	0	13.73
DO	1990-07-24	471	0	1	21.99	0.35	1.24	1	0.00	0	13.83
SS	1986-04-28	629	0	2	42.50	0.00	39.38	2	0.00	0	1.88
NV08-CR-13-BIO8	2004-07-02	343	1	7	12.98	0.53	0.53	1	0.00	0	14.74
MBD	1996-08-01	560	0	2	1.78	0.00	0.00	0	0.00	0	2.37
NV09-WR-04-BIO-2	2000-08-18	40	0	6	0.41	0.61	0.20	1	0.00	0	2.04
NV08-CR-10-BIO-5	2003-07-07	243	0	5	8.77	0.00	6.84	1	0.00	0	2.28
NV08-CR-08-BIO-2	2001-06-19	10	0	9	23.47	1.02	4.69	1	0.61	1	5.31
SS	1995-11-02	661	0	2	0.00	0.00	0.00	0	0.20	1	0.39
SS	1996-08-01	662	0	3	0.19	0.00	0.19	1	5.25	1	5.45
NB	1996-08-01	612	0	5	2.47	0.21	0.00	0	0.62	1	4.33

Appendix A

StationID	CollDate	BenSam pID	RepN um	IntolTax	NonInPct	OdonPct	OligoPct	OligoTax	PlecoPct	PlecoTax	PredPct
SS	1999-10-21	669	0	2	0.00	0.00	0.00	0	0.99	1	1.19
I80	1999-08-01	491	0	3	1.95	0.00	1.74	1	0.43	1	0.87
DO	2000-11-18	477	0	3	18.16	0.46	1.38	1	25.75	2	29.66
NV08-CR-04-BIO-1	2002-07-01	157	0	11	7.66	0.00	3.93	1	3.14	3	11.79
TRC	1990-10-29	690	0	0	4.24	0.00	0.00	0	0.00	0	4.24
MCN	1987-06-23	569	0	0	0.00	0.00	0.00	0	0.00	0	0.58
SS	1987-12-11	632	0	4	1.80	0.00	0.00	0	0.40	1	6.20
CN	2005-08-23	468	0	2	3.48	0.61	0.82	1	0.00	0	1.43
LW	1991-11-01	530	0	0	33.33	0.00	0.00	0	0.00	0	8.33
NV09-WR-09-BIO-2	2002-07-16	122	0	3	30.85	0.34	13.56	2	0.00	0	7.29
CN	2003-08-26	466	0	3	13.10	0.40	3.83	1	0.00	0	5.04
TRC	1994-12-29	706	0	1	48.58	0.41	2.85	1	0.00	0	32.11
CN	2000-07-04	463	0	3	16.53	0.60	5.04	1	0.00	0	1.81
LW	1985-09-19	509	0	1	92.97	0.00	62.09	2	0.00	0	29.67
NV08-CR-07-BIO-1	2001-06-28	57	0	3	1.75	0.18	1.58	1	0.00	0	1.40
I80	1996-08-01	490	0	3	0.00	0.00	0.00	0	0.86	1	1.03
SS	1989-03-30	637	0	0	7.71	0.00	0.53	1	0.27	1	2.66
DO	2001-03-13	478	0	2	1.52	0.00	0.00	0	32.95	2	32.95
MCN	1990-06-26	581	0	3	1.77	0.00	1.38	1	0.39	1	0.79
SS	1985-09-16	627	0	2	70.59	0.00	0.00	0	0.00	0	62.35
FJR	2001-08-28	486	0	3	22.37	0.18	5.36	1	0.00	0	17.01
NV08-CR-12-BIO-7	2004-06-17	342	0	7	11.03	0.75	1.87	1	0.37	1	2.43
LW	1986-04-25	511	0	6	0.82	0.00	0.00	0	10.11	1	10.93
NV08-CR-12-BIO-7	2001-06-12	12	0	4	11.04	1.23	0.82	1	0.61	1	4.50
NV09-WR-04-BIO-3	2001-07-09	41	0	5	0.83	0.17	0.33	1	0.83	1	2.50
TRC	1993-10-01	701	0	1	36.21	0.00	0.00	0	0.00	0	46.55
SS	1989-06-20	638	0	0	35.56	0.00	0.33	1	0.00	0	18.86
NV06-TR-2-BIO-2	2002-06-17	199	0	5	18.22	0.00	15.18	2	0.57	1	3.42
TRC	1993-06-09	699	0	1	19.80	0.99	2.97	1	0.00	0	15.84
LNK	1999-08-01	501	0	3	1.81	0.00	1.61	1	1.61	1	2.81
NV08-CR-01-BIO-1	2002-07-10	160	0	12	4.41	0.00	0.18	1	5.51	6	9.19
MCN	1999-07-26	603	0	5	1.05	0.00	1.05	1	6.64	1	10.84
DO	2004-09-02	481	0	3	26.85	2.33	0.78	1	0.00	0	25.49
MCN	1988-03-30	572	0	2	0.00	0.00	0.00	0	8.62	1	10.64
LW	1990-06-27	524	0	2	23.53	0.00	1.90	1	0.00	0	19.54
NV09-WR-04-BIO-2	2002-07-16	171	0	2	3.70	1.56	2.14	1	0.00	0	5.46
NV06-TR-2-BIO-2	2004-09-17	438	0	13	11.94	0.00	9.09	1	2.67	2	4.63
LNK	2004-09-02	506	0	1	21.27	0.00	0.53	1	0.00	0	20.91
LW	1994-12-30	541	0	0	85.56	0.00	6.67	1	0.00	0	56.67
NV08-CR-10-BIO-5	2004-07-01	348	0	5	7.18	0.00	1.66	1	0.37	1	5.34
TRC	1992-06-30	696	0	1	8.84	0.00	0.00	0	0.00	0	9.04
FJR	2003-08-26	488	0	2	27.83	0.00	2.11	1	0.00	0	25.91
NV06-TR-6-BIO-6	2001-03-07	3	0	2	2.56	0.51	1.88	2	0.00	0	3.59
NV09-WR-04-BIO-4	2001-08-16	42	0	6	1.79	0.54	0.18	1	0.90	1	6.45

Appendix A

StationID	CollDate	BenSam pID	RepN um	IntolTax	NonInPct	OdonPct	OligoPct	OligoTax	PlecoPct	PlecoTax	PredPct
MCN	1990-03-22	580	0	2	0.78	0.00	0.00	0	13.67	1	14.45
TRC	1994-08-23	704	0	0	12.41	0.00	0.00	0	0.00	0	10.22
MCN	1994-03-29	593	0	3	2.14	0.00	1.92	1	3.63	2	3.63
TRC	2000-08-08	719	0	0	1.17	0.00	0.00	0	0.00	0	0.00
SS	1990-11-28	644	0	1	80.97	0.00	0.20	1	0.00	0	27.33
CN	1996-08-01	461	0	3	10.66	0.00	0.35	1	0.52	1	1.22
MBD	1990-07-24	559	0	1	72.36	0.00	0.36	1	0.00	0	9.27
LNx	1981-07-08	499	0	1	6.55	0.00	6.18	1	0.00	0	4.68
NV08-CR-06-BIO-4	2001-06-20	7	0	5	18.40	0.00	11.60	1	0.00	0	7.40
TRC	1986-04-25	676	0	5	21.98	1.47	18.68	2	1.10	1	4.76
LW	1993-10-01	536	0	1	0.00	0.00	0.00	0	50.00	1	50.00
TRC	1996-10-25	709	0	1	0.00	0.00	0.00	0	0.39	1	0.39
MCN	1992-06-30	588	0	0	21.82	0.00	2.73	1	0.00	0	20.00
TRUCK2	2004-09-20	437	0	10	28.44	0.00	24.48	1	0.94	2	2.07
NV08-CR-04-BIO-1	2001-06-21	4	0	12	4.80	0.00	1.00	1	2.80	3	7.60
TRC	1991-09-05	693	0	0	0.68	0.00	0.00	0	0.00	0	0.34
LW	1999-10-20	550	0	2	0.00	0.00	0.00	0	0.60	1	1.01
SS	1992-09-09	651	0	0	76.19	4.76	0.00	0	0.00	0	28.57
TRC	1991-06-26	692	0	0	4.84	0.00	0.35	1	0.00	0	1.21
Nv06-TR-4--BIO-3	2003-09-12	285	1	4	18.56	0.00	14.77	1	0.18	1	2.70
SS	1991-06-26	646	0	0	31.25	0.00	0.00	0	0.00	0	5.68
NV09-WR-08-BIO-4	2001-07-23	36	0	6	2.20	0.20	0.20	1	0.60	2	6.79
NV08-CR-01-BIO-1	2004-07-15	294	1	15	2.91	0.00	1.82	1	7.45	6	7.45
SS	2005-08-22	671	0	2	2.70	0.18	0.00	0	0.00	0	3.60
NV08-CR-09-BIO-3	2004-06-30	350	1	9	4.65	0.00	0.34	1	0.34	1	4.30
NV09-WR-06-BIO-1	2002-10-17	123	0	2	5.00	0.19	3.46	1	0.19	1	4.42
I80	1981-08-01	489	0	1	20.39	0.00	19.74	1	0.00	0	25.66
NB	2005-08-26	613	0	1	3.54	0.00	0.00	0	0.00	0	4.10
MBD	1989-09-25	558	0	2	91.30	0.00	0.00	0	3.26	1	7.61
NIX	2005-08-24	623	0	1	3.47	0.17	0.17	1	0.00	0	4.34
LW	1986-08-18	512	0	2	2.03	0.00	2.03	1	0.00	0	0.81
MCN	1991-09-05	586	0	1	3.86	0.00	2.70	1	1.93	1	3.09
TRC	1988-08-29	681	0	0	11.05	0.53	0.00	0	0.00	0	10.00
SS	1997-07-10	665	0	2	0.79	0.00	0.79	1	26.48	1	26.48
LNx	2002-09-04	504	0	4	28.35	0.97	0.39	1	0.00	0	26.02
SS	1990-06-26	642	0	0	83.78	0.00	0.36	1	0.00	0	27.81
TRC	1990-03-22	687	0	1	17.54	0.25	3.51	1	0.25	1	9.02
SS	1993-06-09	652	0	0	42.42	0.00	24.24	1	0.00	0	6.06
I80	2003-08-26	495	0	2	11.20	0.00	0.81	1	0.00	0	10.79
NV09-WR-09-BIO-1	2000-08-16	43	0	7	6.59	1.20	0.00	0	0.00	0	38.32
MCN	1986-12-12	567	0	5	0.21	0.00	0.00	0	4.06	1	5.34
TRC	1988-06-22	680	0	1	3.03	0.00	0.00	0	0.00	0	1.30
NV08-CR-07-BIO-1	2003-07-08	241	0	12	31.48	0.00	26.48	1	1.07	3	7.16
SS	1990-03-22	641	0	0	28.23	0.00	0.81	1	0.00	0	11.29

## Appendix A

StationID	CollDate	BenSam pID	RepN um	IntolTax	NonInPct	OdonPct	OligoPct	OligoTax	PlecoPct	PlecoTax	PredPct
CN	1999-08-01	462	0	2	7.62	0.00	6.84	1	0.00	0	0.59
MCN	2001-03-01	609	0	4	0.20	0.00	0.00	0	3.17	2	3.57
NV08-CR-06-BIO-2	2003-07-08	240	0	5	60.04	0.38	49.43	1	0.00	0	6.44
LW	1994-03-29	538	0	0	1.91	0.17	1.39	1	0.00	0	0.69
LW	1989-04-03	520	0	2	25.59	0.00	4.33	1	0.00	0	2.36
TRC	1985-09-17	673	0	2	61.81	0.00	10.42	2	0.69	1	46.53
MCN	1986-05-14	565	0	7	3.14	0.00	2.09	1	1.05	1	2.09
NV06-TR-2-BIO-2	2005-08-30	69	6	5	42.72	0.00	37.56	2	1.41	1	7.51
AH	1996-08-01	457	0	3	0.41	0.00	0.21	1	1.24	1	1.45
MBD	1981-06-23	557	0	1	18.13	3.59	10.16	1	0.00	0	8.17
LW	1991-04-02	527	0	1	3.60	0.00	2.70	1	0.00	0	0.90
TRC	1989-06-20	684	0	0	6.33	0.00	0.33	1	0.00	0	0.50
NV08-CR-04-BIO-1	2003-07-15	228	0	10	13.87	0.00	0.19	1	6.74	3	23.51
SS	1991-04-02	645	0	1	28.87	0.00	2.82	1	0.70	1	5.63
MCN	1985-09-19	563	0	5	2.25	0.00	1.64	1	2.25	1	8.38
NV06-TR-6-BIO-6	2002-10-14	138	0	1	21.34	0.42	9.83	2	0.00	0	7.32
NV08-CR-08-BIO-2	2004-06-30	349	1	4	20.27	0.00	18.37	1	0.00	0	1.70
WB	1989-09-25	723	0	1	99.60	0.00	2.01	1	0.00	0	6.02
NV08-CR-12-BIO-7	2003-07-05	245	0	3	7.80	0.00	4.11	1	10.06	1	12.32
NV08-CR-11-BIO-6	2001-06-20	58	0	5	1.25	0.00	0.21	1	0.21	1	2.92
NV08-CR-06-BIO-2	2002-07-10	159	0	2	50.83	10.33	23.76	2	0.00	0	21.28
MCN	1987-12-29	571	0	3	0.65	0.00	0.00	0	5.18	1	5.18
LW	2000-03-29	552	0	3	4.18	0.00	3.69	1	1.47	2	1.97
LW	1988-06-23	517	0	0	5.66	0.00	0.00	0	0.00	0	5.66
MCN	1989-10-20	579	0	2	3.53	0.00	0.96	1	4.17	1	6.73
MCN	1991-04-02	584	0	2	0.96	0.00	0.96	1	6.73	1	6.73
NV06-TR-2-BIO-1	2005-08-30	22	0	17	5.82	0.00	4.82	1	2.21	5	3.61
I80	2001-08-28	493	0	2	21.55	0.00	5.34	1	0.00	0	16.39
LW	1990-11-28	526	0	0	39.29	0.00	1.79	1	0.00	0	26.79
TRC	1999-07-27	715	0	2	1.03	0.00	1.03	1	0.21	1	0.21
TRC	1986-08-18	677	0	0	0.00	0.00	0.00	0	1.01	1	4.26
NV06-TR-2-BIO-1	2003-09-15	289	1	15	11.85	0.00	9.94	1	1.34	3	4.02
MCN	1986-08-12	566	0	5	0.00	0.00	0.00	0	4.36	1	6.04
LW	1998-01-12	546	0	2	0.51	0.00	0.25	1	0.25	1	0.51
NV08-CR-05-BIO-3	2001-06-19	6	0	6	3.11	0.00	2.93	1	0.00	0	1.47
NIX	2001-08-21	619	0	3	27.07	1.05	0.00	0	0.00	0	30.05
SS	1998-03-12	666	0	2	0.00	0.00	0.00	0	3.51	1	3.51
MCN	1991-06-26	585	0	1	6.29	0.00	5.14	1	1.71	1	2.86
MCN	1993-11-10	592	0	1	0.00	0.00	0.00	0	19.44	1	19.44
SS	1999-07-27	668	0	1	0.00	0.00	0.00	0	17.87	1	17.87
TRC	1998-07-30	713	0	1	17.92	0.00	17.92	1	0.00	0	0.00
LW	1985-12-17	510	0	1	94.72	0.00	65.40	2	0.00	0	21.11
TRC	1993-11-10	702	0	1	0.64	0.00	0.00	0	0.00	0	1.28
NV08-CR-05-BIO-3	2002-07-14	137	0	8	9.14	0.00	8.17	1	0.19	1	1.75

## Appendix A

StationID	CollDate	BenSam pID	RepN um	IntolTax	NonInPct	OdonPct	OligoPct	OligoTax	PlecoPct	PlecoTax	PredPct
NV08-CR-05-BIO-3	2004-06-29	299	1	12	25.05	0.00	18.79	1	1.33	1	7.40
MCN	1995-11-06	595	0	2	0.00	0.00	0.00	0	6.77	1	6.77
SS	1993-11-10	655	0	2	1.90	4.43	0.00	0	0.00	0	6.33
TRC	1995-11-01	708	0	3	1.33	0.00	0.22	1	1.77	1	3.10
NIX	2004-09-01	622	0	3	24.26	0.39	0.99	1	0.00	0	19.13
MCN	1997-10-15	599	0	4	1.19	0.00	1.19	1	1.19	1	1.79
TRC	2002-02-07	722	0	1	5.79	0.00	0.00	0	0.00	0	3.51
DO	2000-03-29	473	0	4	2.01	0.00	1.41	1	15.06	2	15.26
TRC	1994-03-29	703	0	0	0.53	0.00	0.00	0	0.00	0	0.53
MCN	2000-06-27	606	0	5	3.06	0.00	3.06	1	1.83	2	2.75
NV08-CR-05-BIO-3	2004-06-29	299	0	15	19.06	0.00	14.84	1	3.88	3	8.94
TRC	1988-10-28	682	0	2	1.09	0.00	0.00	0	0.00	0	0.00
TRC	1987-03-16	678	0	2	15.52	0.00	12.50	1	0.20	1	4.03
NV09-WR-03-BIO-1	2001-07-11	39	0	3	5.32	0.00	5.32	1	0.00	0	4.77
NV08-CR-09-BIO-3	2001-06-14	11	0	4	2.20	0.00	0.60	1	0.40	1	0.80
NV06-TR-2-BIO-2	2003-09-12	284	0	12	15.43	0.00	10.67	1	1.14	3	3.81
LW	1996-10-23	544	0	0	0.42	0.00	0.00	0	0.21	1	0.64
NV08-CR-11-BIO-6	2002-06-20	152	0	3	15.01	0.00	12.91	2	1.22	1	10.82
LNX	2003-08-27	505	0	4	17.15	0.77	0.58	1	0.00	0	17.34
LW	1993-06-09	535	0	3	5.13	0.00	3.85	1	2.56	1	3.85
TRC	1998-10-20	714	0	1	0.54	0.00	0.54	1	1.62	2	1.62
MCN	1993-10-01	591	0	1	0.00	0.00	0.00	0	12.96	1	12.96
NV06-TR-2-BIO-1	2003-09-15	289	0	14	24.33	0.00	19.97	1	1.01	2	4.70
SS	1994-08-24	657	0	1	70.30	2.63	0.61	1	0.00	0	68.08
I80	2005-08-22	497	0	3	2.35	0.00	0.59	1	0.00	0	2.15
MCN	1999-10-20	604	0	6	0.35	0.00	0.35	1	2.09	2	2.26
NV09-WR-06-BIO-1	2002-10-17	34	0	6	0.71	0.00	0.35	1	0.53	1	3.88
TRC	1999-10-21	716	0	2	0.39	0.00	0.00	0	1.18	2	3.94
TRC	1992-03-24	695	0	0	57.14	0.00	0.00	0	0.00	0	57.14
SS	1985-12-17	628	0	1	89.22	4.46	2.60	2	0.74	1	39.03
Nv06-TR-4--BIO-3	2000-09-08	21	0	1	64.15	0.00	7.55	1	0.00	0	66.04
DO	1981-07-01	469	0	1	28.22	0.00	10.17	2	0.00	0	33.61
TRC	2000-06-23	718	0	2	0.00	0.00	0.00	0	1.67	1	1.88
SS	1994-12-22	659	0	1	67.11	5.92	0.00	0	0.00	0	61.18
MCN	1998-07-31	601	0	6	0.00	0.00	0.00	0	11.49	2	12.16
I80	2002-09-04	494	0	2	10.93	1.42	0.40	1	0.00	0	10.73
TRC	1994-10-12	705	0	1	17.54	0.39	0.19	1	0.00	0	17.74
NV09-WR-08-BIO-6	2001-07-10	38	0	4	1.89	2.52	1.58	1	0.63	1	7.26
SS	1985-07-18	626	0	1	41.38	2.76	1.38	1	0.00	0	54.48
NV08-CR-08-BIO-2	2004-06-30	349	0	5	11.90	0.00	10.44	1	0.21	1	1.88
LW	1988-08-29	518	0	0	13.68	0.00	0.00	0	0.00	0	3.16
TRC	1997-07-10	710	0	2	0.39	0.00	0.39	1	0.97	1	0.97
NV08-CR-09-BIO-3	2003-07-07	232	0	2	4.00	0.00	3.60	1	0.00	0	0.80
NV08-CR-10-BIO-4	2004-07-01	351	1	5	6.43	0.00	3.68	1	0.00	0	9.93

## Appendix A

StationID	CollDate	BenSam pID	RepN um	IntolTax	NonInPct	OdonPct	OligoPct	OligoTax	PlecoPct	PlecoTax	PredPct
DO	2000-06-23	474	0	2	0.20	0.00	0.00	0	3.57	1	3.77
NV08-CR-06-BIO-4	2002-07-10	140	0	2	38.76	0.00	20.74	1	0.00	0	4.26
NV06-TR-2-BIO-1	2004-09-20	436	0	15	2.25	0.00	0.87	1	2.08	4	3.98
NV08-CR-10-BIO-4	2002-07-12	106	0	2	6.51	0.00	0.99	1	0.00	0	5.92
MCN	1997-02-26	597	0	3	24.59	0.00	22.95	1	18.03	1	19.67
NV08-CR-07-BIO-1	2004-07-02	347	0	7	18.59	0.00	10.65	1	0.00	0	9.39
MCN	1989-06-21	577	0	1	0.89	0.00	0.00	0	0.00	0	0.00
SS	1987-03-16	631	0	3	0.20	0.00	0.00	0	6.89	1	8.46
TRC	1995-08-15	707	0	2	0.95	0.00	0.57	1	0.00	0	0.57
LW	1991-09-05	529	0	0	0.75	0.00	0.00	0	0.00	0	0.56
AH	1999-08-01	458	0	4	0.35	0.00	0.35	1	2.47	1	3.00
LW	1994-10-12	540	0	0	94.91	0.36	1.82	1	0.00	0	50.18
NV08-CR-06-BIO-2	2004-07-02	295	1	5	36.02	1.15	28.16	1	0.00	0	7.28
NV09-WR-04-BIO-2	2002-07-11	162	0	1	10.38	0.58	7.88	2	0.00	0	2.31
Nv06-TR-4--BIO-3	2004-09-17	432	0	6	15.84	0.00	10.30	1	0.20	1	1.39
LW	1999-07-26	549	0	3	0.00	0.00	0.00	0	4.19	2	4.19
MCN	1989-08-30	578	0	3	0.96	0.00	0.58	1	0.77	1	1.16
NV08-CR-10-BIO-5	2004-07-01	348	1	3	4.90	0.00	0.53	1	0.00	0	4.90
NV08-CR-08-BIO-2	2003-07-07	242	0	11	5.75	0.60	3.77	1	2.58	2	6.15
NV06-TR-5-BIO-4	2005-09-02	20	0	4	1.25	0.00	0.62	1	0.00	0	0.42
NV08-CR-04-BIO-2	2001-06-28	5	0	11	1.36	0.00	0.39	1	4.47	4	6.80
NIX	1990-07-24	616	0	2	82.07	0.18	0.18	1	0.00	0	6.34
TRC	1985-12-17	674	0	2	43.48	0.00	22.43	2	0.69	1	9.84
MCN	1997-07-10	598	0	2	0.54	0.00	0.54	1	18.92	2	18.92
MCN	1988-10-28	575	0	3	0.36	0.00	0.00	0	2.16	1	2.52
LNx	1990-07-24	500	0	1	93.83	0.00	1.81	1	0.00	0	37.21
TRC	1987-12-11	679	0	2	0.00	0.00	0.00	0	0.00	0	1.77
NV06-TR-6-BIO-6	2004-09-06	433	0	1	35.48	0.34	28.01	1	0.00	0	1.53
SS	1992-06-30	650	0	0	93.96	0.00	0.00	0	0.00	0	2.83
LW	2002-02-06	556	0	0	2.23	0.00	0.37	1	0.00	0	0.19
NV06-TR-2-BIO-2	2001-05-29	70	0	8	40.00	0.00	39.40	1	1.80	3	3.40
NV08-CR-12-BIO-7	2004-06-17	342	1	4	9.36	0.43	1.70	1	0.00	0	3.83
MCN	1998-10-20	602	0	5	1.04	0.00	1.04	1	2.61	1	3.13
LW	1995-10-30	543	0	3	6.38	0.00	0.39	1	3.09	1	9.09
TRC	1991-04-02	691	0	1	4.30	0.00	0.66	1	0.99	1	1.32
NV08-CR-04-BIO-2	2003-07-15	229	0	14	6.12	0.00	0.85	1	7.48	4	15.65
LW	1990-03-22	523	0	1	2.79	0.00	1.40	1	1.22	1	2.27
CN	2002-09-04	465	0	1	34.34	2.36	8.59	1	0.00	0	6.23
SS	1991-10-29	648	0	0	93.40	0.00	2.14	1	0.00	0	3.21
MCN	1987-09-28	570	0	2	1.09	0.00	0.00	0	0.00	0	1.09
NV08-CR-11-BIO-6	2003-07-03	233	0	7	11.51	0.00	7.92	2	0.75	1	6.42
NV08-CR-11-BIO-6	2004-07-01	292	0	6	16.00	0.00	0.40	1	0.00	0	16.20
TRC	1998-01-12	712	0	1	0.00	0.00	0.00	0	0.00	0	0.00
DO	1999-08-01	472	0	5	2.36	0.00	2.36	1	2.79	1	4.08

## Appendix A

StationID	CollDate	BenSam pID	RepN um	IntolTax	NonInPct	OdonPct	OligoPct	OligoTax	PlecoPct	PlecoTax	PredPct
TRC	1997-10-15	711	0	1	0.60	0.00	0.40	1	0.00	0	1.00
LW	1986-12-12	513	0	1	8.81	0.00	5.93	2	0.85	1	16.10
LW	1998-07-27	547	0	3	1.08	0.00	0.65	1	0.87	1	1.30
LW	1989-06-20	521	0	2	54.91	0.00	37.57	1	0.58	1	10.98
MCN	1995-08-16	594	0	3	0.34	0.00	0.00	0	8.59	1	8.59
SS	1993-10-01	654	0	1	0.00	0.00	0.00	0	0.00	0	4.35
NV08-CR-06-BIO-4	2004-07-02	296	1	7	14.94	0.00	11.25	1	0.00	0	8.26
NV09-WR-08-BIO-5	2000-10-31	37	0	3	0.00	0.00	0.00	0	4.17	1	12.50
NV08-CR-09-BIO-3	2002-08-10	158	0	1	8.93	0.00	2.72	1	0.00	0	3.11
LW	1992-06-30	532	0	0	6.24	0.00	0.39	1	0.00	0	1.36
TRC	1992-11-13	698	0	0	18.03	0.83	0.67	1	0.00	0	17.36
MCN	1998-01-12	600	0	7	0.40	0.00	0.40	1	5.00	4	6.00
TRC	1991-10-29	694	0	1	17.80	3.39	0.00	0	0.00	0	9.32
MCN	1988-08-29	574	0	1	8.67	0.00	0.00	0	1.33	1	9.33
DO	2002-09-04	479	0	3	28.27	3.12	0.58	1	0.00	0	21.44
LW	1992-09-30	533	0	0	33.43	0.00	5.37	1	0.00	0	27.46
TRC	1990-10-11	689	0	0	18.18	0.00	0.00	0	0.00	0	18.18
WB	1996-08-01	725	0	4	3.20	0.36	0.18	1	0.36	1	4.98
LW	1989-10-20	522	0	1	83.59	0.00	0.00	0	0.51	1	80.51
DO	2000-07-04	475	0	3	6.42	0.00	0.78	1	0.78	1	6.42
FJR	1981-07-01	483	0	1	9.00	2.94	7.27	1	0.00	0	3.63
NV08-CR-11-BIO-6	2004-07-01	292	1	5	9.69	0.00	1.08	1	0.00	0	10.59
ND	1996-08-01	614	0	3	6.53	0.00	0.21	1	0.00	0	0.42
SS	1997-02-26	664	0	2	1.22	0.00	1.22	1	2.44	1	2.44
NV09-WR-07-BIO-3	2002-10-17	128	0	3	4.02	0.19	0.77	1	0.19	1	12.64
NV08-CR-07-BIO-1	2002-07-09	150	0	3	32.66	0.20	29.23	1	0.60	1	5.04
LW	1992-11-13	534	0	0	61.79	0.00	19.51	1	0.00	0	38.21
NV06-TR-5--BIO-5	2004-09-16	434	0	2	17.60	0.00	12.36	1	0.00	0	0.94
CN	2004-09-02	467	0	2	10.55	2.51	2.85	1	0.00	0	8.54
LW	1990-10-11	525	0	0	79.83	0.00	11.83	1	0.00	0	55.17
LNK	2005-08-24	507	0	2	4.47	0.00	0.19	1	0.00	0	4.47
TRC	1992-09-28	697	0	2	17.42	0.00	0.20	1	0.00	0	17.21
LW	2001-03-02	555	0	1	0.00	0.00	0.00	0	0.39	1	0.58
NV09-WR-09-BIO-3	2000-08-14	44	0	1	2.55	3.06	0.00	0	0.00	0	9.69
SS	1994-03-29	656	0	0	5.98	0.00	0.20	1	0.00	0	0.60
SS	1988-03-28	633	0	1	0.85	0.00	0.00	0	8.67	1	9.18
LW	1997-07-10	545	0	3	0.00	0.00	0.00	0	13.51	2	13.51
DO	2005-08-23	482	0	4	15.96	0.00	0.74	1	0.00	0	15.40
NV08-CR-04-BIO-1	2004-07-16	297	0	12	5.42	0.00	2.62	1	1.57	2	4.90
NIX	1999-08-01	617	0	3	1.01	0.00	1.01	1	0.00	0	0.41
I80	2000-07-04	492	0	3	5.62	0.00	0.58	1	0.58	1	5.62
NV08-CR-10-BIO-5	2002-07-08	82	0	1	8.41	0.00	2.19	1	0.00	0	4.02
MCN	2000-07-25	607	0	3	5.05	0.00	4.85	1	1.41	2	1.62
Nv06-TR-4--BIO-3	2003-09-12	285	0	1	7.84	0.00	5.88	1	0.00	0	1.25

## Appendix A

StationID	CollDate	BenSam pID	RepN um	IntolTax	NonInPct	OdonPct	OligoPct	OligoTax	PlecoPct	PlecoTax	PredPct
CN	1990-07-24	460	0	0	19.77	2.74	4.70	1	0.00	0	11.35
NV08-CR-06-BIO-4	2003-07-08	231	0	8	66.21	0.34	57.98	1	0.00	0	5.15
MCN	2000-11-01	608	0	4	4.82	0.00	3.95	1	8.33	2	9.65
FJR	2002-09-04	487	0	2	40.94	0.97	0.19	1	0.00	0	38.21
MCN	1990-11-28	583	0	2	3.24	0.00	1.37	1	1.02	1	1.88
MCN	1990-10-11	582	0	1	5.53	0.00	2.17	1	0.00	0	3.36
MCN	1988-06-30	573	0	5	0.00	0.00	0.00	0	0.89	1	0.89
NV06-TR-5-BIO-4	2004-09-16	435	0	3	10.00	0.18	2.46	1	0.00	0	1.58
NV06-TR-5-BIO-4	2003-09-10	290	0	5	45.18	0.00	23.82	1	1.70	1	2.84
MCN	1985-12-17	564	0	4	14.29	0.00	9.52	2	33.33	2	34.92
NV08-CR-10-BIO-4	2003-07-03	244	0	4	12.84	0.21	7.87	1	0.21	1	6.00
MCN	2000-03-29	605	0	4	0.42	0.00	0.42	1	20.83	2	23.33
NV08-CR-07-BIO-1	2004-07-02	347	1	8	25.04	0.34	16.47	1	0.00	0	8.58
NV08-CR-04-BIO-2	2004-07-19	298	0	11	1.82	0.00	0.36	1	4.56	3	6.57
FJR	1989-09-25	484	0	1	93.13	0.60	1.49	1	0.00	0	40.90
LW	1992-03-24	531	0	0	0.00	7.14	0.00	0	0.00	0	7.14
SS	1988-08-29	635	0	0	71.08	1.20	0.00	0	0.00	0	48.19
DO	1989-09-25	470	0	1	87.30	1.59	4.76	1	0.00	0	14.29
LW	1987-06-23	515	0	0	14.06	0.00	13.05	1	0.80	1	1.81
NV09-WR-03-BIO-1	2002-07-11	142	0	3	6.75	0.00	6.75	1	0.00	0	0.60
NV08-CR-01-BIO-1	2003-07-14	239	0	19	17.73	0.00	13.29	2	14.64	9	17.53
TRC	2001-03-06	721	0	0	1.36	0.00	0.00	0	0.00	0	0.68
NV09-WR-07-BIO-3	2001-07-19	35	0	3	2.16	0.00	0.59	1	0.39	1	3.92
MCN	1993-06-09	589	0	2	12.87	0.58	7.60	1	1.75	1	2.92
LW	1988-03-28	516	0	2	2.79	0.00	1.20	1	1.20	1	1.20
SS	1989-08-29	639	0	0	82.96	0.41	0.00	0	0.00	0	2.87
CN	1981-07-01	459	0	1	2.37	0.17	2.37	1	0.00	0	0.51
NV08-CR-01-BIO-1	2004-07-15	294	0	18	7.87	0.00	5.90	1	7.16	7	8.05
NV06-TR-6-BIO-6	2001-03-07	130	0	3	25.00	0.00	0.00	0	0.41	1	25.62
NIX	2002-09-04	620	0	4	45.14	0.54	8.27	1	0.00	0	33.45
MCN	1996-10-23	596	0	5	0.35	0.00	0.17	1	1.73	2	0.86
SS	1988-06-23	634	0	1	61.90	0.00	0.00	0	1.59	1	42.86
MBD	1999-08-01	561	0	1	2.22	0.00	0.00	0	0.00	0	0.00
LW	1994-08-24	539	0	0	88.93	0.00	0.00	0	0.00	0	71.14
LW	1985-07-17	508	0	1	72.21	0.00	9.47	2	0.00	0	64.21
LW	1987-03-16	514	0	2	69.48	0.00	65.69	2	3.28	1	7.41
LW	1995-08-15	542	0	3	0.38	0.00	0.00	0	5.47	1	5.85
LNK	2001-08-28	503	0	2	18.16	0.00	0.20	1	0.00	0	18.55
TRC	1989-08-29	685	0	1	6.50	0.00	0.00	0	0.00	0	1.83
LW	2000-02-26	551	0	2	0.20	0.00	0.20	1	0.00	0	0.39
TRC	2000-03-29	717	0	1	14.71	0.00	12.79	1	0.00	0	0.21
NV09-WR-03-BIO-1	2002-08-17	165	0	4	2.38	0.00	2.04	1	0.00	0	0.68
SS	1992-03-24	649	0	0	0.00	0.00	0.00	0	0.00	0	0.00
TRC	2000-11-06	720	0	1	1.79	0.00	0.00	0	0.00	0	1.39

## Appendix A

StationID	CollDate	BenSam pID	RepN um	IntolTax	NonInPct	OdonPct	OligoPct	OligoTax	PlecoPct	PlecoTax	PredPct
NV06-TR-2-BIO-2	2005-08-30	69	0	11	2.46	0.00	1.23	1	0.70	3	3.87
NV08-CR-10-BIO-4	2004-07-01	351	0	5	5.25	0.00	3.94	1	0.38	1	10.32
NV08-CR-12-BIO-7	2002-07-19	149	0	1	9.78	0.00	5.25	2	0.00	0	5.43
TRC	1990-06-26	688	0	0	0.32	0.00	0.00	0	0.00	0	0.32
NV06-TR-5--BIO-5	2005-09-01	19	0	5	30.67	6.35	14.16	1	0.00	0	12.70
NV08-CR-04-BIO-2	2004-07-19	298	1	11	2.01	0.00	0.18	1	2.92	3	5.11
TRUCK5	2004-09-17	439	0	3	15.85	0.00	7.05	1	0.00	0	0.59
MCN	2002-02-05	610	0	3	0.00	0.00	0.00	0	7.81	1	7.81
WB	1990-07-24	724	0	2	84.59	0.00	0.58	1	0.00	0	68.98
NIX	2000-07-04	618	0	3	2.81	0.00	0.80	1	1.40	1	2.00
NV08-CR-06-BIO-2	2004-07-02	295	0	3	44.99	1.89	36.67	1	0.00	0	11.91
DO	2000-08-19	476	0	4	0.36	0.00	0.00	0	1.09	1	2.18
NV09-WR-08-BIO-5	2002-10-18	163	0	2	10.46	0.17	9.26	1	0.00	0	9.95
SS	1998-10-21	667	0	2	0.19	0.00	0.00	0	0.97	1	2.14
NV08-CR-06-BIO-2	2001-06-20	9	0	3	69.78	2.59	3.28	1	0.00	0	33.33
NV08-CR-06-BIO-4	2004-07-02	296	0	5	21.20	0.00	17.26	1	0.00	0	9.94
LW	1998-10-21	548	0	1	1.55	0.00	1.55	1	3.11	2	3.11
SS	1991-09-05	647	0	2	44.87	0.39	1.16	1	0.00	0	20.12
TRC	1993-06-23	700	0	0	22.32	0.00	9.82	1	0.00	0	11.61
SS	1996-10-25	663	0	1	1.25	0.00	0.00	0	3.75	1	3.75
NV09-WR-09-BIO-2	2002-07-10	54	0	7	3.80	0.54	0.54	1	0.36	1	4.89
NV09-WR-04-BIO-3	2002-07-16	166	0	1	3.50	0.00	0.00	0	0.00	0	1.57
NV08-CR-09-BIO-3	2004-06-30	350	0	5	5.51	0.18	2.49	1	0.00	0	3.37
NV08-CR-01-BIO-1	2001-06-20	8	0	16	32.75	0.58	2.34	1	4.09	4	11.70
DO	2003-08-26	480	0	5	16.44	0.38	0.57	1	0.00	0	15.30

Appendix A

StationID	CollDate	BenSam pID	RepN um	PredTax	ScrapPct	ScrapTax	Shan_base_10	Shan_base_2	Shan_base_e	ShredPct
CN	2001-08-28	464	0	4	6.84	2	0.87	2.88	2.00	16.99
SS	1995-08-16	660	0	0	0.50	1	0.40	1.34	0.93	0.00
NB	1989-09-25	611	0	6	7.53	1	0.69	2.29	1.59	0.00
LW	1993-11-10	537	0	2	0.48	1	0.20	0.67	0.46	0.00
MBD	2005-08-26	562	0	3	0.00	0	0.89	2.97	2.06	30.05
SS	2004-09-13	670	0	6	0.00	0	0.78	2.61	1.81	8.12
LW	2000-08-09	553	0	1	0.72	2	0.43	1.43	0.99	0.00
NV06-TR-2-BIO-2	2001-05-29	70	1	5	2.13	3	0.71	2.37	1.64	0.00
NV06-TR-5--BIO-5	2003-09-10	291	0	3	3.47	1	0.92	3.07	2.13	53.13
SS	1990-10-10	643	0	2	0.00	0	0.52	1.73	1.20	0.00
NV08-CR-08-BIO-2	2002-07-09	148	0	5	44.06	2	0.86	2.84	1.97	0.52
SS	1986-08-18	630	0	6	0.81	1	0.98	3.25	2.25	12.30
TRC	1989-03-30	683	0	0	0.21	1	0.58	1.93	1.34	0.00
SS	1988-10-28	636	0	2	17.39	2	0.56	1.85	1.28	0.00
LNX	2000-07-04	502	0	1	1.88	4	0.92	3.06	2.12	15.00
NV08-CR-04-BIO-2	2002-07-10	136	0	9	12.20	5	1.20	3.99	2.77	0.00
NIX	2003-08-27	621	0	2	1.39	2	0.80	2.67	1.85	6.94
MCN	1991-11-01	587	0	0	11.54	1	0.61	2.03	1.41	0.00
MCN	1993-06-23	590	0	2	1.83	2	0.78	2.59	1.79	0.00
LW	1991-06-26	528	0	2	0.00	0	0.56	1.87	1.30	0.00
NIX	1981-06-30	615	0	1	0.22	1	0.47	1.57	1.09	0.00
MCN	1987-03-17	568	0	4	0.41	1	0.91	3.03	2.10	0.00
SS	1989-10-20	640	0	3	0.00	0	0.70	2.33	1.61	0.00
NV08-CR-13-BIO8	2004-07-02	343	0	15	0.00	0	1.32	4.38	3.03	10.36
NV08-CR-04-BIO-1	2004-07-16	297	1	11	11.87	4	1.21	4.02	2.78	11.69
LW	1988-10-28	519	0	1	1.82	1	0.64	2.11	1.46	0.00
SS	1993-06-23	653	0	0	0.00	0	0.49	1.62	1.12	0.00
NV09-WR-08-BIO-4	2002-10-18	125	0	7	7.71	3	1.05	3.49	2.42	0.00
TRC	1989-10-20	686	0	2	6.40	1	0.51	1.69	1.17	0.21
MCN	1989-04-03	576	0	1	0.00	0	0.56	1.87	1.30	0.00
SS	1994-10-04	658	0	4	1.43	1	0.66	2.18	1.51	0.36
LW	2000-11-02	554	0	2	0.67	1	0.41	1.38	0.95	0.00
FJR	2000-07-04	485	0	6	0.20	1	0.80	2.67	1.85	16.70
I80	2004-09-01	496	0	4	2.14	1	0.95	3.16	2.19	18.54
DO	1990-07-24	471	0	5	0.18	1	0.81	2.70	1.87	1.60
SS	1986-04-28	629	0	1	1.25	1	0.75	2.50	1.73	5.63
NV08-CR-13-BIO8	2004-07-02	343	1	10	0.35	2	1.33	4.43	3.07	13.51
MBD	1996-08-01	560	0	2	0.00	0	0.76	2.51	1.74	43.79
NV09-WR-04-BIO-2	2000-08-18	40	0	5	0.00	0	0.88	2.92	2.02	21.22
NV08-CR-10-BIO-5	2003-07-07	243	0	5	0.00	0	0.87	2.90	2.01	2.11
NV08-CR-08-BIO-2	2001-06-19	10	0	12	10.41	2	1.21	4.01	2.78	4.49
SS	1995-11-02	661	0	2	0.00	0	0.38	1.27	0.88	0.00
SS	1996-08-01	662	0	2	0.58	1	0.71	2.37	1.64	13.42
NB	1996-08-01	612	0	8	2.68	2	0.96	3.19	2.21	33.20

Appendix A

StationID	CollDate	BenSam pID	RepN um	PredTax	ScrapPct	ScrapTax	Shan_base_10	Shan_base_2	Shan_base_e	ShredPct
SS	1999-10-21	669	0	2	2.18	1	0.36	1.18	0.82	0.00
I80	1999-08-01	491	0	3	0.00	0	0.64	2.13	1.48	18.87
DO	2000-11-18	477	0	6	0.46	2	0.79	2.64	1.83	0.00
NV08-CR-04-BIO-1	2002-07-01	157	0	11	21.41	4	1.17	3.87	2.68	0.20
TRC	1990-10-29	690	0	1	11.72	1	0.66	2.18	1.51	0.00
MCN	1987-06-23	569	0	1	3.51	1	0.59	1.96	1.36	0.00
SS	1987-12-11	632	0	4	0.80	1	0.88	2.91	2.02	0.80
CN	2005-08-23	468	0	3	0.20	1	0.80	2.66	1.84	12.91
LW	1991-11-01	530	0	2	4.17	2	0.83	2.76	1.91	0.00
NV09-WR-09-BIO-2	2002-07-16	122	0	10	1.02	1	1.16	3.85	2.67	7.12
CN	2003-08-26	466	0	5	1.01	2	0.92	3.06	2.12	8.06
TRC	1994-12-29	706	0	3	14.02	1	0.84	2.78	1.92	0.00
CN	2000-07-04	463	0	3	0.81	3	0.82	2.72	1.89	26.81
LW	1985-09-19	509	0	3	1.03	1	0.51	1.68	1.16	2.74
NV08-CR-07-BIO-1	2001-06-28	57	0	2	0.53	1	0.88	2.93	2.03	13.51
I80	1996-08-01	490	0	2	0.34	1	0.56	1.86	1.29	16.21
SS	1989-03-30	637	0	3	1.86	1	0.48	1.59	1.10	0.00
DO	2001-03-13	478	0	2	0.00	0	0.52	1.72	1.19	0.00
MCN	1990-06-26	581	0	2	6.89	2	0.88	2.91	2.02	0.00
SS	1985-09-16	627	0	2	8.24	1	0.56	1.86	1.29	0.00
FJR	2001-08-28	486	0	2	1.48	3	0.80	2.66	1.84	27.54
NV08-CR-12-BIO-7	2004-06-17	342	0	8	0.37	1	1.23	4.10	2.84	6.92
LW	1986-04-25	511	0	2	0.82	2	0.78	2.58	1.79	2.19
NV08-CR-12-BIO-7	2001-06-12	12	0	9	0.82	1	1.07	3.57	2.47	5.93
NV09-WR-04-BIO-3	2001-07-09	41	0	6	0.00	0	0.88	2.93	2.03	14.52
TRC	1993-10-01	701	0	2	0.00	0	0.72	2.40	1.66	0.00
SS	1989-06-20	638	0	2	1.00	1	0.66	2.18	1.51	0.17
NV06-TR-2-BIO-2	2002-06-17	199	0	6	1.52	2	0.70	2.31	1.60	0.00
TRC	1993-06-09	699	0	2	0.00	0	0.47	1.56	1.08	0.00
LNX	1999-08-01	501	0	5	0.40	1	0.79	2.62	1.81	14.06
NV08-CR-01-BIO-1	2002-07-10	160	0	10	6.07	4	1.05	3.49	2.42	0.37
MCN	1999-07-26	603	0	4	33.22	2	0.84	2.79	1.93	0.70
DO	2004-09-02	481	0	6	0.00	0	0.81	2.68	1.85	9.73
MCN	1988-03-30	572	0	2	2.39	1	0.67	2.24	1.55	0.37
LW	1990-06-27	524	0	2	0.19	1	0.60	1.98	1.37	0.00
NV09-WR-04-BIO-2	2002-07-16	171	0	7	0.39	1	0.91	3.01	2.09	16.76
NV06-TR-2-BIO-2	2004-09-17	438	0	6	3.21	4	1.24	4.12	2.86	0.71
LNX	2004-09-02	506	0	3	1.05	3	0.88	2.92	2.02	22.32
LW	1994-12-30	541	0	1	21.11	1	0.52	1.73	1.20	0.00
NV08-CR-10-BIO-5	2004-07-01	348	0	6	0.37	1	0.93	3.08	2.13	15.84
TRC	1992-06-30	696	0	2	0.20	1	0.58	1.93	1.34	0.00
FJR	2003-08-26	488	0	4	0.19	1	0.81	2.68	1.85	10.56
NV06-TR-6-BIO-6	2001-03-07	3	0	5	0.00	0	0.72	2.38	1.65	0.00
NV09-WR-04-BIO-4	2001-08-16	42	0	6	1.08	2	1.06	3.53	2.45	22.94

## Appendix A

StationID	CollDate	BenSam pID	RepN um	PredTax	ScrapPct	ScrapTax	Shan_base_10	Shan_base_2	Shan_base_e	ShredPct
MCN	1990-03-22	580	0	2	1.17	2	0.43	1.43	0.99	0.00
TRC	1994-08-23	704	0	1	0.00	0	0.63	2.11	1.46	0.00
MCN	1994-03-29	593	0	2	0.00	0	0.37	1.24	0.86	0.00
TRC	2000-08-08	719	0	0	0.47	2	0.42	1.39	0.97	0.00
SS	1990-11-28	644	0	3	3.24	1	0.82	2.73	1.90	0.20
CN	1996-08-01	461	0	3	0.70	1	0.69	2.29	1.59	16.96
MBD	1990-07-24	559	0	2	31.45	1	0.70	2.33	1.61	9.45
LNx	1981-07-08	499	0	2	0.00	0	0.52	1.73	1.20	2.25
NV08-CR-06-BIO-4	2001-06-20	7	0	4	0.60	1	1.14	3.79	2.63	30.60
TRC	1986-04-25	676	0	6	0.00	0	1.07	3.55	2.46	3.30
LW	1993-10-01	536	0	1	0.00	0	0.42	1.41	0.97	0.00
TRC	1996-10-25	709	0	1	1.95	1	0.32	1.07	0.74	0.00
MCN	1992-06-30	588	0	3	0.91	1	0.63	2.10	1.46	0.00
TRUCK2	2004-09-20	437	0	5	9.04	5	1.13	3.74	2.59	5.46
NV08-CR-04-BIO-1	2001-06-21	4	0	8	16.20	3	1.18	3.91	2.71	5.00
TRC	1991-09-05	693	0	1	0.00	0	0.50	1.68	1.16	0.00
LW	1999-10-20	550	0	2	0.60	2	0.26	0.88	0.61	0.00
SS	1992-09-09	651	0	3	0.00	0	0.84	2.78	1.93	0.00
TRC	1991-06-26	692	0	2	0.69	2	0.55	1.82	1.26	0.52
Nv06-TR-4--BIO-3	2003-09-12	285	1	7	2.34	2	0.75	2.48	1.72	3.60
SS	1991-06-26	646	0	2	0.00	0	0.81	2.68	1.86	0.00
NV09-WR-08-BIO-4	2001-07-23	36	0	7	10.18	3	0.98	3.25	2.25	6.99
NV08-CR-01-BIO-1	2004-07-15	294	1	10	3.82	4	1.03	3.42	2.37	6.91
SS	2005-08-22	671	0	6	0.00	0	0.81	2.70	1.87	10.27
NV08-CR-09-BIO-3	2004-06-30	350	1	8	0.00	0	0.90	2.99	2.08	8.95
NV09-WR-06-BIO-1	2002-10-17	123	0	5	11.15	1	0.80	2.65	1.84	0.38
I80	1981-08-01	489	0	2	3.29	1	0.76	2.51	1.74	0.00
NB	2005-08-26	613	0	5	0.00	0	0.87	2.88	1.99	17.91
MBD	1989-09-25	558	0	4	78.26	1	0.36	1.21	0.84	0.00
NIX	2005-08-24	623	0	7	0.00	0	0.79	2.62	1.82	11.28
LW	1986-08-18	512	0	1	1.83	3	0.69	2.28	1.58	0.00
MCN	1991-09-05	586	0	2	12.36	1	0.63	2.11	1.46	0.00
TRC	1988-08-29	681	0	4	46.32	2	0.79	2.63	1.82	1.05
SS	1997-07-10	665	0	1	0.79	1	0.65	2.14	1.49	0.00
LNx	2002-09-04	504	0	6	0.78	1	0.80	2.65	1.84	3.30
SS	1990-06-26	642	0	2	7.84	1	0.70	2.32	1.61	0.00
TRC	1990-03-22	687	0	4	0.50	1	0.61	2.02	1.40	0.25
SS	1993-06-09	652	0	2	0.00	0	0.69	2.30	1.59	0.00
I80	2003-08-26	495	0	4	0.41	1	0.75	2.51	1.74	10.79
NV09-WR-09-BIO-1	2000-08-16	43	0	8	2.99	2	1.19	3.96	2.75	17.96
MCN	1986-12-12	567	0	3	1.92	3	0.78	2.58	1.79	0.21
TRC	1988-06-22	680	0	2	1.30	1	0.53	1.78	1.23	0.00
NV08-CR-07-BIO-1	2003-07-08	241	0	10	1.07	2	1.27	4.21	2.92	13.24
SS	1990-03-22	641	0	2	16.13	2	0.83	2.76	1.91	0.00

## Appendix A

StationID	CollDate	BenSam pID	RepN um	PredTax	ScrapPct	ScrapTax	Shan_base_10	Shan_base_2	Shan_base_e	ShredPct
CN	1999-08-01	462	0	1	1.95	2	0.65	2.16	1.49	5.47
MCN	2001-03-01	609	0	4	2.18	1	0.69	2.28	1.58	0.00
NV08-CR-06-BIO-2	2003-07-08	240	0	8	1.70	2	0.77	2.57	1.78	7.58
LW	1994-03-29	538	0	3	1.04	1	0.36	1.19	0.82	0.00
LW	1989-04-03	520	0	1	0.00	0	0.64	2.12	1.47	0.00
TRC	1985-09-17	673	0	3	14.58	2	0.93	3.08	2.14	2.78
MCN	1986-05-14	565	0	2	1.05	1	1.07	3.57	2.47	9.42
NV06-TR-2-BIO-2	2005-08-30	69	6	4	3.76	2	0.81	2.68	1.86	0.00
AH	1996-08-01	457	0	2	0.62	2	0.69	2.28	1.58	13.87
MBD	1981-06-23	557	0	4	1.59	1	0.62	2.08	1.44	0.00
LW	1991-04-02	527	0	1	0.00	0	0.32	1.06	0.73	0.00
TRC	1989-06-20	684	0	2	0.33	1	0.63	2.08	1.44	0.00
NV08-CR-04-BIO-1	2003-07-15	228	0	11	17.34	4	1.18	3.91	2.71	3.66
SS	1991-04-02	645	0	3	0.00	0	0.62	2.05	1.42	0.00
MCN	1985-09-19	563	0	4	0.41	2	0.59	1.95	1.35	5.52
NV06-TR-6-BIO-6	2002-10-14	138	0	3	1.26	2	1.04	3.46	2.40	0.00
NV08-CR-08-BIO-2	2004-06-30	349	1	3	0.00	0	1.09	3.61	2.50	12.31
WB	1989-09-25	723	0	3	34.94	1	0.44	1.46	1.01	0.00
NV08-CR-12-BIO-7	2003-07-05	245	0	8	2.46	1	1.06	3.52	2.44	3.08
NV08-CR-11-BIO-6	2001-06-20	58	0	7	0.21	1	0.72	2.38	1.65	13.75
NV08-CR-06-BIO-2	2002-07-10	159	0	5	0.41	1	1.09	3.61	2.50	0.00
MCN	1987-12-29	571	0	1	19.42	1	0.82	2.73	1.89	0.00
LW	2000-03-29	552	0	3	0.00	0	0.42	1.41	0.98	0.00
LW	1988-06-23	517	0	2	0.00	0	0.24	0.81	0.56	0.00
MCN	1989-10-20	579	0	2	27.88	2	0.82	2.71	1.88	0.00
MCN	1991-04-02	584	0	1	0.00	0	0.45	1.50	1.04	0.00
NV06-TR-2-BIO-1	2005-08-30	22	0	9	2.01	3	1.08	3.60	2.49	5.22
I80	2001-08-28	493	0	2	1.10	2	0.79	2.63	1.82	27.99
LW	1990-11-28	526	0	2	0.00	0	0.96	3.19	2.21	0.00
TRC	1999-07-27	715	0	1	0.00	0	0.44	1.45	1.00	0.00
TRC	1986-08-18	677	0	3	1.83	1	0.67	2.23	1.54	1.01
NV06-TR-2-BIO-1	2003-09-15	289	1	9	4.21	4	1.08	3.58	2.48	3.44
MCN	1986-08-12	566	0	4	2.01	3	0.90	3.00	2.08	2.18
LW	1998-01-12	546	0	2	0.51	2	0.36	1.20	0.83	0.00
NV08-CR-05-BIO-3	2001-06-19	6	0	4	3.11	3	1.08	3.59	2.49	45.60
NIX	2001-08-21	619	0	7	0.70	4	0.89	2.95	2.05	9.31
SS	1998-03-12	666	0	1	0.00	0	0.18	0.61	0.42	0.88
MCN	1991-06-26	585	0	2	2.86	1	0.74	2.45	1.70	0.00
MCN	1993-11-10	592	0	1	0.00	0	0.28	0.93	0.65	0.00
SS	1999-07-27	668	0	1	0.00	0	0.57	1.89	1.31	0.00
TRC	1998-07-30	713	0	0	0.94	1	0.38	1.26	0.87	0.00
LW	1985-12-17	510	0	3	5.87	1	0.57	1.88	1.30	0.00
TRC	1993-11-10	702	0	2	0.00	0	0.30	1.00	0.70	0.00
NV08-CR-05-BIO-3	2002-07-14	137	0	6	4.28	3	0.95	3.15	2.18	0.00

Appendix A

StationID	CollDate	BenSam pID	RepN um	PredTax	ScrapPct	ScrapTax	Shan_base_10	Shan_base_2	Shan_base_e	ShredPct
NV08-CR-05-BIO-3	2004-06-29	299	1	8	1.52	4	1.20	3.97	2.75	25.62
MCN	1995-11-06	595	0	1	0.00	0	0.46	1.54	1.07	0.00
SS	1993-11-10	655	0	3	0.00	0	0.62	2.07	1.44	0.00
TRC	1995-11-01	708	0	4	0.44	1	0.24	0.80	0.55	0.00
NIX	2004-09-01	622	0	6	0.20	1	0.82	2.73	1.89	15.78
MCN	1997-10-15	599	0	2	1.19	2	0.53	1.75	1.22	0.00
TRC	2002-02-07	722	0	3	5.79	1	0.76	2.51	1.74	0.41
DO	2000-03-29	473	0	3	0.00	0	0.57	1.89	1.31	0.00
TRC	1994-03-29	703	0	2	0.26	1	0.25	0.82	0.57	0.00
MCN	2000-06-27	606	0	4	2.45	3	0.80	2.66	1.84	0.00
NV08-CR-05-BIO-3	2004-06-29	299	0	10	3.20	4	1.29	4.28	2.97	21.92
TRC	1988-10-28	682	0	0	8.20	2	0.61	2.04	1.41	0.00
TRC	1987-03-16	678	0	4	8.06	3	0.90	2.99	2.07	0.00
NV09-WR-03-BIO-1	2001-07-11	39	0	4	0.00	0	0.89	2.94	2.04	8.07
NV08-CR-09-BIO-3	2001-06-14	11	0	3	0.20	1	0.88	2.92	2.03	5.00
NV06-TR-2-BIO-2	2003-09-12	284	0	8	3.62	6	0.99	3.28	2.27	3.05
LW	1996-10-23	544	0	2	0.42	1	0.17	0.57	0.40	0.00
NV08-CR-11-BIO-6	2002-06-20	152	0	6	0.00	0	0.81	2.71	1.88	0.00
LNK	2003-08-27	505	0	5	0.19	1	0.67	2.23	1.54	4.82
LW	1993-06-09	535	0	2	2.56	1	0.82	2.73	1.89	0.00
TRC	1998-10-20	714	0	2	4.32	1	0.56	1.85	1.28	0.00
MCN	1993-10-01	591	0	1	1.85	1	0.27	0.91	0.63	0.00
NV06-TR-2-BIO-1	2003-09-15	289	0	7	4.19	5	1.20	3.97	2.75	2.52
SS	1994-08-24	657	0	4	3.84	2	0.57	1.89	1.31	0.20
I80	2005-08-22	497	0	2	0.00	0	0.79	2.64	1.83	16.63
MCN	1999-10-20	604	0	3	2.09	2	0.48	1.60	1.11	0.17
NV09-WR-06-BIO-1	2002-10-17	34	0	7	11.64	2	0.69	2.30	1.59	4.41
TRC	1999-10-21	716	0	4	4.93	1	0.56	1.87	1.29	0.00
TRC	1992-03-24	695	0	1	0.00	0	0.50	1.66	1.15	0.00
SS	1985-12-17	628	0	3	46.47	2	0.62	2.04	1.42	4.09
Nv06-TR-4--BIO-3	2000-09-08	21	0	2	0.00	0	0.65	2.15	1.49	0.00
DO	1981-07-01	469	0	2	0.00	0	0.78	2.60	1.80	0.00
TRC	2000-06-23	718	0	2	0.21	1	0.53	1.75	1.21	0.00
SS	1994-12-22	659	0	3	10.53	1	0.68	2.27	1.57	0.00
MCN	1998-07-31	601	0	3	10.14	1	0.94	3.12	2.16	0.68
I80	2002-09-04	494	0	2	1.82	3	0.76	2.52	1.75	9.31
TRC	1994-10-12	705	0	3	0.39	1	0.69	2.29	1.59	0.00
NV09-WR-08-BIO-6	2001-07-10	38	0	9	0.00	0	0.88	2.92	2.02	13.25
SS	1985-07-18	626	0	4	0.00	0	0.74	2.45	1.70	8.28
NV08-CR-08-BIO-2	2004-06-30	349	0	6	0.42	1	1.15	3.83	2.65	13.57
LW	1988-08-29	518	0	2	6.84	2	0.37	1.23	0.85	0.00
TRC	1997-07-10	710	0	1	0.77	1	0.36	1.20	0.83	0.00
NV08-CR-09-BIO-3	2003-07-07	232	0	4	0.00	0	0.62	2.04	1.42	3.20
NV08-CR-10-BIO-4	2004-07-01	351	1	7	0.37	1	1.13	3.76	2.61	17.10

Appendix A

StationID	CollDate	BenSam pID	RepN um	PredTax	ScrapPct	ScrapTax	Shan_base_10	Shan_base_2	Shan_base_e	ShredPct
DO	2000-06-23	474	0	2	0.40	2	0.58	1.92	1.33	0.00
NV08-CR-06-BIO-4	2002-07-10	140	0	5	1.16	1	0.86	2.87	1.99	0.00
NV06-TR-2-BIO-1	2004-09-20	436	0	10	10.03	5	1.01	3.36	2.33	1.56
NV08-CR-10-BIO-4	2002-07-12	106	0	5	0.20	1	0.69	2.30	1.60	0.79
MCN	1997-02-26	597	0	2	0.00	0	0.83	2.77	1.92	3.28
NV08-CR-07-BIO-1	2004-07-02	347	0	10	0.36	1	1.16	3.85	2.67	31.05
MCN	1989-06-21	577	0	0	3.57	1	0.51	1.71	1.18	0.00
SS	1987-03-16	631	0	3	2.17	1	0.72	2.38	1.65	0.00
TRC	1995-08-15	707	0	2	0.19	1	0.55	1.81	1.26	0.00
LW	1991-09-05	529	0	2	0.00	0	0.26	0.88	0.61	0.00
AH	1999-08-01	458	0	2	0.88	2	0.71	2.37	1.65	20.85
LW	1994-10-12	540	0	2	42.91	1	0.43	1.42	0.98	0.00
NV08-CR-06-BIO-2	2004-07-02	295	1	11	0.38	1	1.13	3.75	2.60	20.69
NV09-WR-04-BIO-2	2002-07-11	162	0	3	0.00	0	0.68	2.27	1.57	1.15
Nv06-TR-4--BIO-3	2004-09-17	432	0	5	0.79	2	1.10	3.66	2.54	10.50
LW	1999-07-26	549	0	2	6.54	1	0.70	2.34	1.62	0.00
MCN	1989-08-30	578	0	2	14.84	3	0.84	2.78	1.93	0.00
NV08-CR-10-BIO-5	2004-07-01	348	1	7	0.00	0	0.90	3.01	2.08	20.49
NV08-CR-08-BIO-2	2003-07-07	242	0	11	6.15	2	1.35	4.50	3.12	16.07
NV06-TR-5-BIO-4	2005-09-02	20	0	2	0.62	3	0.62	2.06	1.43	44.49
NV08-CR-04-BIO-2	2001-06-28	5	0	9	9.13	3	1.17	3.88	2.69	18.25
NIX	1990-07-24	616	0	5	36.05	1	0.76	2.54	1.76	0.18
TRC	1985-12-17	674	0	3	10.76	1	0.81	2.68	1.86	2.97
MCN	1997-07-10	598	0	2	6.49	1	0.82	2.72	1.88	0.00
MCN	1988-10-28	575	0	2	8.27	2	0.75	2.49	1.73	0.00
LNx	1990-07-24	500	0	3	35.39	1	0.64	2.11	1.46	0.36
TRC	1987-12-11	679	0	3	5.09	1	0.65	2.17	1.50	0.22
NV06-TR-6-BIO-6	2004-09-06	433	0	5	2.04	1	1.03	3.41	2.36	3.90
SS	1992-06-30	650	0	2	0.19	1	0.27	0.89	0.62	0.00
LW	2002-02-06	556	0	1	2.41	2	0.43	1.41	0.98	0.00
NV06-TR-2-BIO-2	2001-05-29	70	0	7	0.80	3	0.84	2.78	1.93	0.00
NV08-CR-12-BIO-7	2004-06-17	342	1	7	0.00	0	1.27	4.23	2.93	11.06
MCN	1998-10-20	602	0	2	1.31	3	0.40	1.35	0.93	0.52
LW	1995-10-30	543	0	3	0.00	0	0.49	1.63	1.13	0.00
TRC	1991-04-02	691	0	2	0.00	0	0.50	1.65	1.15	0.00
NV08-CR-04-BIO-2	2003-07-15	229	0	10	22.11	5	1.35	4.50	3.12	8.16
LW	1990-03-22	523	0	2	0.70	2	0.36	1.18	0.82	0.00
CN	2002-09-04	465	0	4	0.67	3	0.97	3.23	2.24	12.12
SS	1991-10-29	648	0	2	0.00	0	0.25	0.84	0.58	0.00
MCN	1987-09-28	570	0	1	9.44	1	0.47	1.55	1.07	0.00
NV08-CR-11-BIO-6	2003-07-03	233	0	8	0.00	0	0.94	3.12	2.16	13.02
NV08-CR-11-BIO-6	2004-07-01	292	0	10	1.00	2	1.11	3.69	2.55	8.20
TRC	1998-01-12	712	0	0	1.20	1	0.40	1.31	0.91	0.00
DO	1999-08-01	472	0	5	0.64	2	0.66	2.19	1.52	10.94

Appendix A

StationID	CollDate	BenSam pID	RepN um	PredTax	ScrapPct	ScrapTax	Shan_base_10	Shan_base_2	Shan_base_e	ShredPct
TRC	1997-10-15	711	0	1	6.02	1	0.44	1.45	1.00	0.00
LW	1986-12-12	513	0	4	3.05	2	0.93	3.09	2.14	4.07
LW	1998-07-27	547	0	2	0.22	1	0.39	1.30	0.90	0.00
LW	1989-06-20	521	0	3	0.58	1	0.85	2.83	1.96	0.00
MCN	1995-08-16	594	0	1	1.37	1	0.46	1.53	1.06	0.34
SS	1993-10-01	654	0	1	0.00	0	0.61	2.02	1.40	0.00
NV08-CR-06-BIO-4	2004-07-02	296	1	10	0.70	2	1.08	3.58	2.48	37.96
NV09-WR-08-BIO-5	2000-10-31	37	0	3	0.00	0	1.17	3.90	2.70	8.33
NV08-CR-09-BIO-3	2002-08-10	158	0	5	0.19	1	0.66	2.19	1.52	0.00
LW	1992-06-30	532	0	2	0.00	0	0.39	1.30	0.90	0.00
TRC	1992-11-13	698	0	3	3.34	1	0.62	2.05	1.42	0.00
MCN	1998-01-12	600	0	6	5.40	2	0.82	2.73	1.89	0.20
TRC	1991-10-29	694	0	3	0.85	1	0.80	2.65	1.84	0.00
MCN	1988-08-29	574	0	3	41.33	1	0.75	2.51	1.74	1.33
DO	2002-09-04	479	0	6	0.97	2	0.77	2.56	1.77	5.46
LW	1992-09-30	533	0	2	0.00	0	0.53	1.77	1.23	0.00
TRC	1990-10-11	689	0	1	54.55	1	0.51	1.70	1.18	0.00
WB	1996-08-01	725	0	6	0.71	2	0.76	2.54	1.76	38.61
LW	1989-10-20	522	0	3	0.51	1	0.44	1.45	1.01	0.00
DO	2000-07-04	475	0	2	0.00	0	0.58	1.92	1.33	15.76
FJR	1981-07-01	483	0	3	1.90	2	0.67	2.21	1.53	0.00
NV08-CR-11-BIO-6	2004-07-01	292	1	12	1.97	3	1.08	3.59	2.49	11.31
ND	1996-08-01	614	0	2	0.42	1	0.61	2.01	1.40	10.53
SS	1997-02-26	664	0	1	0.00	0	0.53	1.76	1.22	0.00
NV09-WR-07-BIO-3	2002-10-17	128	0	5	16.28	1	0.95	3.14	2.18	1.72
NV08-CR-07-BIO-1	2002-07-09	150	0	8	0.40	2	0.92	3.05	2.11	1.21
LW	1992-11-13	534	0	2	0.00	0	0.74	2.46	1.70	0.00
NV06-TR-5--BIO-5	2004-09-16	434	0	4	2.81	3	1.11	3.70	2.56	31.09
CN	2004-09-02	467	0	2	0.67	3	1.05	3.50	2.43	17.59
LW	1990-10-11	525	0	2	0.67	2	0.62	2.06	1.43	0.00
LNX	2005-08-24	507	0	3	0.00	0	0.79	2.64	1.83	13.20
TRC	1992-09-28	697	0	2	1.64	1	0.74	2.47	1.71	0.00
LW	2001-03-02	555	0	2	1.74	1	0.51	1.68	1.16	0.00
NV09-WR-09-BIO-3	2000-08-14	44	0	7	1.53	1	1.17	3.87	2.68	17.35
SS	1994-03-29	656	0	2	0.20	1	0.55	1.82	1.26	0.00
SS	1988-03-28	633	0	3	0.51	1	0.60	1.99	1.38	0.00
LW	1997-07-10	545	0	2	5.41	2	0.65	2.14	1.49	0.00
DO	2005-08-23	482	0	5	0.00	0	0.94	3.11	2.16	11.32
NV08-CR-04-BIO-1	2004-07-16	297	0	9	14.69	4	1.22	4.06	2.81	14.69
NIX	1999-08-01	617	0	2	1.22	2	0.75	2.50	1.73	13.39
I80	2000-07-04	492	0	2	0.58	2	0.62	2.06	1.43	14.53
NV08-CR-10-BIO-5	2002-07-08	82	0	7	0.55	1	0.73	2.44	1.69	3.66
MCN	2000-07-25	607	0	3	1.62	3	0.67	2.23	1.55	0.00
Nv06-TR-4--BIO-3	2003-09-12	285	0	5	0.18	1	0.66	2.20	1.52	4.99

Appendix A

StationID	CollDate	BenSam pID	RepN um	PredTax	ScrapPct	ScrapTax	Shan_base_10	Shan_base_2	Shan_base_e	ShredPct
CN	1990-07-24	460	0	4	4.31	2	0.91	3.01	2.09	0.00
NV08-CR-06-BIO-4	2003-07-08	231	0	11	0.51	2	0.85	2.82	1.96	11.15
MCN	2000-11-01	608	0	5	15.35	1	0.85	2.83	1.96	0.44
FJR	2002-09-04	487	0	5	5.85	1	0.73	2.43	1.69	11.50
MCN	1990-11-28	583	0	2	29.35	2	0.62	2.04	1.42	0.00
MCN	1990-10-11	582	0	1	16.01	1	0.81	2.68	1.86	0.00
MCN	1988-06-30	573	0	1	15.18	2	0.83	2.77	1.92	0.00
NV06-TR-5-BIO-4	2004-09-16	435	0	4	0.53	1	0.93	3.07	2.13	32.46
NV06-TR-5-BIO-4	2003-09-10	290	0	5	0.00	0	0.99	3.29	2.28	12.10
MCN	1985-12-17	564	0	3	0.00	0	0.95	3.14	2.18	0.00
NV08-CR-10-BIO-4	2003-07-03	244	0	9	0.00	0	0.85	2.83	1.96	4.55
MCN	2000-03-29	605	0	3	0.83	1	0.73	2.41	1.67	0.00
NV08-CR-07-BIO-1	2004-07-02	347	1	14	0.34	1	1.20	3.99	2.77	12.35
NV08-CR-04-BIO-2	2004-07-19	298	0	7	9.67	4	1.17	3.87	2.68	14.42
FJR	1989-09-25	484	0	4	35.22	1	0.61	2.02	1.40	0.00
LW	1992-03-24	531	0	1	0.00	0	0.33	1.09	0.75	0.00
SS	1988-08-29	635	0	3	21.69	2	0.81	2.68	1.86	0.00
DO	1989-09-25	470	0	4	3.17	1	0.74	2.45	1.70	0.00
LW	1987-06-23	515	0	2	4.02	1	0.65	2.15	1.49	0.00
NV09-WR-03-BIO-1	2002-07-11	142	0	2	0.00	0	0.80	2.66	1.84	0.40
NV08-CR-01-BIO-1	2003-07-14	239	0	16	4.24	6	1.51	5.01	3.47	5.97
TRC	2001-03-06	721	0	2	9.49	2	0.61	2.03	1.41	0.00
NV09-WR-07-BIO-3	2001-07-19	35	0	5	5.10	1	0.86	2.84	1.97	4.71
MCN	1993-06-09	589	0	3	0.00	0	0.65	2.17	1.50	0.00
LW	1988-03-28	516	0	1	1.99	2	0.46	1.51	1.05	0.00
SS	1989-08-29	639	0	3	15.81	1	0.58	1.93	1.34	0.00
CN	1981-07-01	459	0	2	0.00	0	0.48	1.58	1.09	0.00
NV08-CR-01-BIO-1	2004-07-15	294	0	11	3.58	5	1.23	4.09	2.84	7.69
NV06-TR-6-BIO-6	2001-03-07	130	0	8	1.65	1	0.91	3.04	2.10	0.00
NIX	2002-09-04	620	0	5	1.62	2	0.86	2.85	1.98	4.68
MCN	1996-10-23	596	0	2	1.38	1	0.36	1.21	0.84	0.17
SS	1988-06-23	634	0	2	17.46	1	0.68	2.24	1.56	1.59
MBD	1999-08-01	561	0	0	2.22	1	0.42	1.38	0.96	71.11
LW	1994-08-24	539	0	1	17.24	1	0.37	1.22	0.85	0.00
LW	1985-07-17	508	0	3	0.21	1	0.56	1.86	1.29	20.00
LW	1987-03-16	514	0	3	0.00	0	0.54	1.80	1.25	0.86
LW	1995-08-15	542	0	3	0.94	2	0.63	2.10	1.45	0.00
LNK	2001-08-28	503	0	3	0.20	1	0.68	2.26	1.57	29.49
TRC	1989-08-29	685	0	2	0.33	2	0.70	2.32	1.61	0.00
LW	2000-02-26	551	0	1	0.00	0	0.49	1.64	1.14	0.00
TRC	2000-03-29	717	0	1	0.43	1	0.63	2.10	1.45	0.00
NV09-WR-03-BIO-1	2002-08-17	165	0	2	0.68	2	0.81	2.69	1.87	0.00
SS	1992-03-24	649	0	0	0.00	0	0.47	1.56	1.08	0.00
TRC	2000-11-06	720	0	2	9.56	2	0.55	1.81	1.26	0.00

Appendix A

StationID	CollDate	BenSam plD	RepN um	PredTax	ScrapPct	ScrapTax	Shan_base_10	Shan_base_2	Shan_base_e	ShredPct
NV06-TR-2-BIO-2	2005-08-30	69	0	11	1.23	3	0.95	3.16	2.19	7.56
NV08-CR-10-BIO-4	2004-07-01	351	0	5	0.00	0	0.98	3.26	2.26	15.01
NV08-CR-12-BIO-7	2002-07-19	149	0	6	0.18	1	1.00	3.33	2.31	1.99
TRC	1990-06-26	688	0	1	0.00	0	0.24	0.81	0.56	0.00
NV06-TR-5--BIO-5	2005-09-01	19	0	11	2.00	5	1.15	3.83	2.65	40.11
NV08-CR-04-BIO-2	2004-07-19	298	1	7	11.86	4	1.12	3.71	2.57	15.88
TRUCK5	2004-09-17	439	0	2	1.76	3	1.08	3.59	2.49	13.70
MCN	2002-02-05	610	0	1	10.16	1	0.81	2.69	1.86	0.00
WB	1990-07-24	724	0	6	5.01	1	0.57	1.89	1.31	0.00
NIX	2000-07-04	618	0	2	0.80	3	0.71	2.35	1.63	13.43
NV08-CR-06-BIO-2	2004-07-02	295	0	15	0.95	1	1.04	3.45	2.39	21.93
DO	2000-08-19	476	0	2	0.00	0	0.60	1.98	1.37	0.00
NV09-WR-08-BIO-5	2002-10-18	163	0	5	0.34	1	0.98	3.24	2.25	0.86
SS	1998-10-21	667	0	2	4.66	1	0.50	1.66	1.15	0.00
NV08-CR-06-BIO-2	2001-06-20	9	0	16	21.76	2	1.18	3.90	2.71	5.01
NV08-CR-06-BIO-4	2004-07-02	296	0	8	0.19	1	1.02	3.40	2.36	35.46
LW	1998-10-21	548	0	2	1.55	1	0.60	1.98	1.37	0.52
SS	1991-09-05	647	0	3	0.39	1	0.76	2.51	1.74	0.00
TRC	1993-06-23	700	0	2	0.00	0	0.60	1.99	1.38	0.89
SS	1996-10-25	663	0	1	0.00	0	0.44	1.45	1.00	0.00
NV09-WR-09-BIO-2	2002-07-10	54	0	11	2.72	4	0.82	2.71	1.88	3.62
NV09-WR-04-BIO-3	2002-07-16	166	0	5	0.35	2	0.80	2.65	1.83	0.00
NV08-CR-09-BIO-3	2004-06-30	350	0	8	0.00	0	0.88	2.94	2.04	7.28
NV08-CR-01-BIO-1	2001-06-20	8	0	11	11.70	4	1.44	4.78	3.31	8.19
DO	2003-08-26	480	0	5	0.76	1	0.74	2.46	1.70	5.35

## Appendix A

StationID	CollDate	BenSam pID	RepN um	ShredTax	SprwlPct	SprwlTax	SwmmrPct	SwmmrTax	TanytPct	TanytTax	Tnyt2ChiPct
CN	2001-08-28	464	0	2	3.91	4	48.44	2	0.00	0	0.00
SS	1995-08-16	660	0	0	0.00	0	72.00	1	0.00	0	0.00
NB	1989-09-25	611	0	0	9.68	2	0.00	0	0.00	0	0.00
LW	1993-11-10	537	0	0	0.95	1	1.19	1	0.00	0	0.00
MBD	2005-08-26	562	0	3	7.10	5	41.71	2	0.73	1	3.03
SS	2004-09-13	670	0	2	14.08	6	38.27	2	0.54	1	3.13
LW	2000-08-09	553	0	0	1.44	1	22.54	1	0.00	0	0.00
NV06-TR-2-BIO-2	2001-05-29	70	1	0	1.18	1	6.62	1	0.00	0	0.00
NV06-TR-5--BIO-5	2003-09-10	291	0	3	5.90	4	23.78	3	0.17	1	0.37
SS	1990-10-10	643	0	0	31.53	4	0.17	1	0.00	0	0.00
NV08-CR-08-BIO-2	2002-07-09	148	0	1	6.37	4	21.86	5	1.89	1	31.43
SS	1986-08-18	630	0	3	21.98	4	12.90	1	0.00	0	0.00
TRC	1989-03-30	683	0	0	37.17	2	47.43	1	0.00	0	0.00
SS	1988-10-28	636	0	0	3.32	2	61.89	1	0.00	0	0.00
LNK	2000-07-04	502	0	2	2.92	1	32.92	2	0.00	0	0.00
NV08-CR-04-BIO-2	2002-07-10	136	0	0	1.86	4	17.80	3	0.34	1	1.41
NIX	2003-08-27	621	0	2	7.81	2	27.78	2	0.00	0	0.00
MCN	1991-11-01	587	0	0	30.77	2	7.69	1	0.00	0	0.00
MCN	1993-06-23	590	0	0	34.86	2	20.18	1	0.00	0	0.00
LW	1991-06-26	528	0	0	7.39	3	17.61	1	0.00	0	0.00
NIX	1981-06-30	615	0	0	38.96	1	3.25	1	0.00	0	0.00
MCN	1987-03-17	568	0	0	8.30	4	9.75	1	0.00	0	0.00
SS	1989-10-20	640	0	0	28.91	4	34.69	1	0.00	0	0.00
NV08-CR-13-BIO8	2004-07-02	343	0	5	19.64	9	17.09	4	11.82	4	40.88
NV08-CR-04-BIO-1	2004-07-16	297	1	2	12.99	9	16.14	1	0.19	1	0.74
LW	1988-10-28	519	0	0	1.82	1	1.82	1	0.00	0	0.00
SS	1993-06-23	653	0	0	5.06	1	53.16	1	0.00	0	0.00
NV09-WR-08-BIO-4	2002-10-18	125	0	0	8.30	5	41.70	5	0.00	0	0.00
TRC	1989-10-20	686	0	1	4.90	2	11.09	1	0.00	0	0.00
MCN	1989-04-03	576	0	0	2.51	2	53.41	1	0.00	0	0.00
SS	1994-10-04	658	0	1	2.86	2	16.79	1	0.00	0	0.00
LW	2000-11-02	554	0	0	1.79	1	35.65	1	0.00	0	0.00
FJR	2000-07-04	485	0	3	13.12	3	43.34	2	0.00	0	0.00
I80	2004-09-01	496	0	2	7.66	2	25.13	2	0.00	0	0.00
DO	1990-07-24	471	0	1	33.87	3	31.74	1	0.00	0	0.00
SS	1986-04-28	629	0	1	26.25	5	19.38	1	0.63	1	2.33
NV08-CR-13-BIO8	2004-07-02	343	1	4	13.86	7	12.28	4	6.49	4	25.17
MBD	1996-08-01	560	0	2	19.53	5	2.37	1	0.59	1	1.05
NV09-WR-04-BIO-2	2000-08-18	40	0	4	43.88	4	7.35	4	3.27	4	13.68
NV08-CR-10-BIO-5	2003-07-07	243	0	2	10.00	7	41.58	1	0.88	2	7.81
NV08-CR-08-BIO-2	2001-06-19	10	0	5	17.76	8	2.24	3	12.65	3	60.78
SS	1995-11-02	661	0	0	0.79	1	13.95	1	0.00	0	0.00
SS	1996-08-01	662	0	1	4.86	3	27.24	2	0.00	0	0.00
NB	1996-08-01	612	0	2	17.32	8	17.32	2	0.00	0	0.00

Appendix A

StationID	CollDate	BenSam pID	RepN um	ShredTax	SprwlPct	SprwlTax	SwmmrPct	SwmmrTax	TanytPct	TanytTax	Tnyt2ChiPct
SS	1999-10-21	669	0	0	0.40	1	11.68	1	0.00	0	0.00
I80	1999-08-01	491	0	2	1.30	2	43.82	1	0.00	0	0.00
DO	2000-11-18	477	0	0	9.43	2	33.10	1	0.00	0	0.00
NV08-CR-04-BIO-1	2002-07-01	157	0	1	1.96	3	17.09	1	3.54	1	18.95
TRC	1990-10-29	690	0	0	7.07	1	20.40	1	0.00	0	0.00
MCN	1987-06-23	569	0	0	1.75	2	13.45	1	0.00	0	0.00
SS	1987-12-11	632	0	1	9.20	3	9.20	1	0.00	0	0.00
CN	2005-08-23	468	0	3	3.89	4	50.82	3	0.00	0	0.00
LW	1991-11-01	530	0	0	54.17	3	10.42	1	0.00	0	0.00
NV09-WR-09-BIO-2	2002-07-16	122	0	2	17.29	6	10.85	4	6.61	1	15.06
CN	2003-08-26	466	0	2	7.06	5	44.96	2	0.00	0	0.00
TRC	1994-12-29	706	0	0	2.85	1	14.84	1	0.00	0	0.00
CN	2000-07-04	463	0	2	4.84	3	37.50	1	0.00	0	0.00
LW	1985-09-19	509	0	2	3.60	5	0.00	0	0.00	0	0.00
NV08-CR-07-BIO-1	2001-06-28	57	0	3	20.35	5	1.93	2	31.93	2	66.18
I80	1996-08-01	490	0	1	4.31	3	24.14	2	0.00	0	0.00
SS	1989-03-30	637	0	0	10.64	4	5.32	1	0.00	0	0.00
DO	2001-03-13	478	0	0	0.00	0	1.89	1	0.00	0	0.00
MCN	1990-06-26	581	0	0	19.69	1	8.07	2	0.00	0	0.00
SS	1985-09-16	627	0	0	4.71	3	16.47	1	0.00	0	0.00
FJR	2001-08-28	486	0	2	1.85	3	40.67	2	0.00	0	0.00
NV08-CR-12-BIO-7	2004-06-17	342	0	3	11.40	4	22.06	6	10.09	3	52.43
LW	1986-04-25	511	0	2	61.75	6	4.37	2	2.19	1	3.52
NV08-CR-12-BIO-7	2001-06-12	12	0	4	22.09	7	17.18	3	0.20	1	3.13
NV09-WR-04-BIO-3	2001-07-09	41	0	4	9.85	2	21.87	3	0.83	1	5.00
TRC	1993-10-01	701	0	0	3.45	1	17.24	1	0.00	0	0.00
SS	1989-06-20	638	0	1	49.75	3	12.85	2	0.00	0	0.00
NV06-TR-2-BIO-2	2002-06-17	199	0	0	1.33	2	12.52	2	1.33	1	2.27
TRC	1993-06-09	699	0	0	82.18	3	7.92	1	0.00	0	0.00
LNK	1999-08-01	501	0	2	3.01	5	35.74	1	0.00	0	0.00
NV08-CR-01-BIO-1	2002-07-10	160	0	1	4.96	4	11.76	2	0.37	1	1.28
MCN	1999-07-26	603	0	2	3.85	3	1.40	1	0.00	0	0.00
DO	2004-09-02	481	0	2	8.95	5	42.02	3	0.00	0	0.00
MCN	1988-03-30	572	0	1	4.04	2	5.32	2	0.00	0	0.00
LW	1990-06-27	524	0	0	5.50	3	13.09	1	0.00	0	0.00
NV09-WR-04-BIO-2	2002-07-16	171	0	3	41.33	2	6.63	4	0.78	1	3.05
NV06-TR-2-BIO-2	2004-09-17	438	0	1	12.83	8	13.55	3	1.78	2	18.52
LNK	2004-09-02	506	0	2	4.04	2	13.53	2	0.00	0	0.00
LW	1994-12-30	541	0	0	0.00	0	0.00	0	0.00	0	0.00
NV08-CR-10-BIO-5	2004-07-01	348	0	3	15.10	6	41.80	3	0.18	1	1.05
TRC	1992-06-30	696	0	0	2.16	2	9.63	1	0.00	0	0.00
FJR	2003-08-26	488	0	2	9.21	4	42.99	2	0.00	0	0.00
NV06-TR-6-BIO-6	2001-03-07	3	0	0	12.82	1	42.22	3	0.00	0	0.00
NV09-WR-04-BIO-4	2001-08-16	42	0	5	26.16	3	5.56	5	1.61	2	5.06

Appendix A

StationID	CollDate	BenSam pID	RepN um	ShredTax	SprwlPct	SprwlTax	SwmmrPct	SwmmrTax	TanytPct	TanytTax	Tnyt2ChiPct
MCN	1990-03-22	580	0	0	1.56	2	71.48	1	0.00	0	0.00
TRC	1994-08-23	704	0	0	4.38	1	24.82	2	0.00	0	0.00
MCN	1994-03-29	593	0	0	0.43	2	1.92	2	0.00	0	0.00
TRC	2000-08-08	719	0	0	0.00	0	3.05	1	0.00	0	0.00
SS	1990-11-28	644	0	1	26.32	4	0.00	0	0.00	0	0.00
CN	1996-08-01	461	0	2	3.50	3	22.90	2	0.00	0	0.00
MBD	1990-07-24	559	0	1	31.45	2	0.91	2	0.00	0	0.00
LNx	1981-07-08	499	0	1	69.10	2	11.24	2	0.00	0	0.00
NV08-CR-06-BIO-4	2001-06-20	7	0	4	8.20	6	4.60	6	19.20	3	29.72
TRC	1986-04-25	676	0	2	40.66	11	10.99	2	3.66	1	9.35
LW	1993-10-01	536	0	0	0.00	0	0.00	0	0.00	0	0.00
TRC	1996-10-25	709	0	0	1.17	1	10.51	1	0.00	0	0.00
MCN	1992-06-30	588	0	0	6.36	3	0.91	1	0.00	0	0.00
TRUCK2	2004-09-20	437	0	4	9.60	11	29.19	4	1.69	3	12.68
NV08-CR-04-BIO-1	2001-06-21	4	0	3	5.60	7	9.20	2	3.00	2	15.79
TRC	1991-09-05	693	0	0	6.08	1	12.50	1	0.00	0	0.00
LW	1999-10-20	550	0	0	0.40	1	8.65	1	0.00	0	0.00
SS	1992-09-09	651	0	0	57.14	3	14.29	1	0.00	0	0.00
TRC	1991-06-26	692	0	1	48.36	3	3.28	1	0.00	0	0.00
Nv06-TR-4--BIO-3	2003-09-12	285	1	3	15.32	7	53.87	1	0.00	0	0.00
SS	1991-06-26	646	0	0	18.75	4	9.09	1	0.00	0	0.00
NV09-WR-08-BIO-4	2001-07-23	36	0	4	5.99	5	24.15	4	0.40	1	3.64
NV08-CR-01-BIO-1	2004-07-15	294	1	5	7.45	8	44.36	2	0.00	0	0.00
SS	2005-08-22	671	0	2	16.22	4	33.15	1	0.00	0	0.00
NV08-CR-09-BIO-3	2004-06-30	350	1	2	11.53	7	26.68	3	0.86	4	7.94
NV09-WR-06-BIO-1	2002-10-17	123	0	1	2.50	3	32.12	2	0.00	0	0.00
I80	1981-08-01	489	0	0	25.00	1	3.29	1	0.00	0	0.00
NB	2005-08-26	613	0	3	7.84	5	29.48	2	0.00	0	0.00
MBD	1989-09-25	558	0	0	10.87	1	0.00	0	0.00	0	0.00
NIX	2005-08-24	623	0	3	8.51	6	29.69	2	0.00	0	0.00
LW	1986-08-18	512	0	0	7.52	3	7.32	1	0.00	0	0.00
MCN	1991-09-05	586	0	0	1.54	1	5.98	1	0.00	0	0.00
TRC	1988-08-29	681	0	1	16.84	4	8.95	1	0.00	0	0.00
SS	1997-07-10	665	0	0	1.58	1	16.60	2	0.00	0	0.00
LNx	2002-09-04	504	0	2	16.70	5	50.29	2	0.00	0	0.00
SS	1990-06-26	642	0	0	7.84	3	12.12	2	0.00	0	0.00
TRC	1990-03-22	687	0	1	12.78	3	61.90	1	0.00	0	0.00
SS	1993-06-09	652	0	0	21.21	2	39.39	2	0.00	0	0.00
I80	2003-08-26	495	0	2	3.46	4	48.27	2	0.00	0	0.00
NV09-WR-09-BIO-1	2000-08-16	43	0	4	22.16	8	14.97	3	2.99	1	15.15
MCN	1986-12-12	567	0	1	8.97	4	1.50	1	3.63	1	32.08
TRC	1988-06-22	680	0	0	3.90	2	2.16	1	0.00	0	0.00
NV08-CR-07-BIO-1	2003-07-08	241	0	5	14.49	11	12.70	3	10.38	4	32.04
SS	1990-03-22	641	0	0	24.19	3	13.31	1	0.00	0	0.00

Appendix A

StationID	CollDate	BenSam pID	RepN um	ShredTax	SprwlPct	SprwlTax	SwmmrPct	SwmmrTax	TanytPct	TanytTax	Tnyt2ChiPct
CN	1999-08-01	462	0	2	1.17	2	60.16	1	0.00	0	0.00
MCN	2001-03-01	609	0	0	1.19	2	24.80	1	0.00	0	0.00
NV08-CR-06-BIO-2	2003-07-08	240	0	1	5.87	8	0.19	1	21.97	2	61.70
LW	1994-03-29	538	0	0	1.73	2	0.35	1	0.00	0	0.00
LW	1989-04-03	520	0	0	21.26	3	29.92	2	0.00	0	0.00
TRC	1985-09-17	673	0	2	18.06	4	0.69	1	3.47	1	11.36
MCN	1986-05-14	565	0	3	48.17	9	0.52	1	10.47	1	15.75
NV06-TR-2-BIO-2	2005-08-30	69	6	0	0.47	1	30.99	2	0.00	0	0.00
AH	1996-08-01	457	0	1	7.25	2	19.05	2	0.62	1	4.11
MBD	1981-06-23	557	0	0	17.33	3	3.59	1	0.00	0	0.00
LW	1991-04-02	527	0	0	2.70	2	82.88	1	0.00	0	0.00
TRC	1989-06-20	684	0	0	46.33	3	32.33	1	0.00	0	0.00
NV08-CR-04-BIO-1	2003-07-15	228	0	2	2.50	8	13.29	2	2.31	2	27.27
SS	1991-04-02	645	0	0	16.90	3	59.15	1	0.00	0	0.00
MCN	1985-09-19	563	0	2	75.87	6	0.61	2	1.84	2	12.86
NV06-TR-6-BIO-6	2002-10-14	138	0	0	15.90	4	34.73	3	0.00	0	0.00
NV08-CR-08-BIO-2	2004-06-30	349	1	3	21.97	6	9.28	3	15.34	4	49.09
WB	1989-09-25	723	0	0	56.83	2	0.20	1	0.00	0	0.00
NV08-CR-12-BIO-7	2003-07-05	245	0	5	31.42	10	32.44	6	0.41	1	3.77
NV08-CR-11-BIO-6	2001-06-20	58	0	2	2.71	5	16.46	3	0.00	0	0.00
NV08-CR-06-BIO-2	2002-07-10	159	0	0	21.69	3	1.03	1	7.85	1	29.23
MCN	1987-12-29	571	0	0	4.21	2	20.71	2	0.00	0	0.00
LW	2000-03-29	552	0	0	2.46	1	76.90	1	0.00	0	0.00
LW	1988-06-23	517	0	0	1.89	1	1.89	1	0.00	0	0.00
MCN	1989-10-20	579	0	0	0.64	1	15.38	1	0.00	0	0.00
MCN	1991-04-02	584	0	0	0.00	0	68.27	1	0.00	0	0.00
NV06-TR-2-BIO-1	2005-08-30	22	0	5	5.02	10	17.47	3	2.41	4	13.64
I80	2001-08-28	493	0	2	2.03	3	40.15	2	0.00	0	0.00
LW	1990-11-28	526	0	0	35.71	3	3.57	1	0.00	0	0.00
TRC	1999-07-27	715	0	0	1.85	1	62.83	1	0.00	0	0.00
TRC	1986-08-18	677	0	2	5.48	4	9.74	1	0.00	0	0.00
NV06-TR-2-BIO-1	2003-09-15	289	1	2	3.82	8	39.77	2	2.87	2	29.41
MCN	1986-08-12	566	0	2	26.01	3	2.35	1	7.21	1	74.14
LW	1998-01-12	546	0	0	0.51	1	69.95	1	0.00	0	0.00
NV08-CR-05-BIO-3	2001-06-19	6	0	2	7.33	9	5.49	2	1.65	1	2.51
NIX	2001-08-21	619	0	3	10.37	5	23.55	2	0.00	0	0.00
SS	1998-03-12	666	0	1	0.00	0	91.23	1	0.00	0	0.00
MCN	1991-06-26	585	0	0	26.29	1	34.29	1	0.00	0	0.00
MCN	1993-11-10	592	0	0	0.00	0	0.00	0	0.00	0	0.00
SS	1999-07-27	668	0	0	4.32	1	17.87	1	0.00	0	0.00
TRC	1998-07-30	713	0	0	0.00	0	71.70	1	0.00	0	0.00
LW	1985-12-17	510	0	0	7.04	8	0.29	1	0.00	0	0.00
TRC	1993-11-10	702	0	0	0.64	1	12.42	1	0.00	0	0.00
NV08-CR-05-BIO-3	2002-07-14	137	0	0	4.09	4	6.42	2	10.51	1	20.53

Appendix A

StationID	CollDate	BenSam pID	RepN um	ShredTax	SprwlPct	SprwlTax	SwmmrPct	SwmmrTax	TanytPct	TanytTax	Tnyt2ChiPct
NV08-CR-05-BIO-3	2004-06-29	299	1	3	5.69	13	7.40	5	6.83	3	18.18
MCN	1995-11-06	595	0	0	0.00	0	0.19	1	0.00	0	0.00
SS	1993-11-10	655	0	0	6.33	1	12.03	1	0.00	0	0.00
TRC	1995-11-01	708	0	0	2.88	2	1.55	1	0.00	0	0.00
NIX	2004-09-01	622	0	2	12.82	4	11.44	2	0.00	0	0.00
MCN	1997-10-15	599	0	0	0.79	1	3.57	1	0.00	0	0.00
TRC	2002-02-07	722	0	1	6.20	2	37.60	1	0.00	0	0.00
DO	2000-03-29	473	0	0	11.04	1	57.03	1	0.00	0	0.00
TRC	1994-03-29	703	0	0	5.26	2	86.58	1	0.00	0	0.00
MCN	2000-06-27	606	0	0	7.03	2	13.76	1	0.00	0	0.00
NV08-CR-05-BIO-3	2004-06-29	299	0	3	8.77	14	8.60	4	8.77	4	22.81
TRC	1988-10-28	682	0	0	2.19	2	9.84	1	0.00	0	0.00
TRC	1987-03-16	678	0	0	2.42	4	22.58	1	0.00	0	0.00
NV09-WR-03-BIO-1	2001-07-11	39	0	3	6.42	2	24.95	2	0.55	2	5.45
NV08-CR-09-BIO-3	2001-06-14	11	0	4	7.80	3	36.00	3	0.40	1	9.09
NV06-TR-2-BIO-2	2003-09-12	284	0	1	10.29	7	34.48	1	0.38	1	3.33
LW	1996-10-23	544	0	0	0.00	0	5.10	1	0.00	0	0.00
NV08-CR-11-BIO-6	2002-06-20	152	0	0	10.65	3	36.30	2	0.17	1	0.55
LNK	2003-08-27	505	0	2	10.79	4	54.91	2	0.00	0	0.00
LW	1993-06-09	535	0	0	3.85	1	17.95	2	0.00	0	0.00
TRC	1998-10-20	714	0	0	3.24	1	34.05	1	0.00	0	0.00
MCN	1993-10-01	591	0	0	0.00	0	0.00	0	0.00	0	0.00
NV06-TR-2-BIO-1	2003-09-15	289	0	4	10.23	13	28.69	3	7.05	3	37.17
SS	1994-08-24	657	0	1	2.22	2	8.08	2	0.00	0	0.00
I80	2005-08-22	497	0	2	17.03	2	36.20	2	0.00	0	0.00
MCN	1999-10-20	604	0	1	0.70	1	3.66	1	0.00	0	0.00
NV09-WR-06-BIO-1	2002-10-17	34	0	2	3.00	8	55.03	3	1.06	1	14.63
TRC	1999-10-21	716	0	0	3.35	1	14.60	1	0.00	0	0.00
TRC	1992-03-24	695	0	0	57.14	1	14.29	1	0.00	0	0.00
SS	1985-12-17	628	0	2	6.69	1	0.74	2	0.37	1	33.33
Nv06-TR-4--BIO-3	2000-09-08	21	0	0	15.09	2	1.89	1	0.00	0	0.00
DO	1981-07-01	469	0	0	31.33	1	3.53	1	0.00	0	0.00
TRC	2000-06-23	718	0	0	11.48	1	6.05	1	0.00	0	0.00
SS	1994-12-22	659	0	0	12.50	2	7.24	1	0.00	0	0.00
MCN	1998-07-31	601	0	1	4.73	1	12.84	2	0.00	0	0.00
I80	2002-09-04	494	0	2	1.62	3	54.25	2	0.00	0	0.00
TRC	1994-10-12	705	0	0	1.36	1	23.59	1	0.00	0	0.00
NV09-WR-08-BIO-6	2001-07-10	38	0	5	16.40	6	9.78	3	0.95	1	8.57
SS	1985-07-18	626	0	2	11.72	2	6.90	1	0.00	0	0.00
NV08-CR-08-BIO-2	2004-06-30	349	0	3	24.01	6	6.89	3	16.70	5	47.34
LW	1988-08-29	518	0	0	9.47	3	1.05	1	0.00	0	0.00
TRC	1997-07-10	710	0	0	0.19	1	75.44	1	0.00	0	0.00
NV08-CR-09-BIO-3	2003-07-07	232	0	2	4.40	3	21.80	1	0.00	0	0.00
NV08-CR-10-BIO-4	2004-07-01	351	1	2	13.42	7	13.79	2	6.62	2	24.32

Appendix A

StationID	CollDate	BenSam pID	RepN um	ShredTax	SprwlPct	SprwlTax	SwmmrPct	SwmmrTax	TanytPct	TanytTax	Tnyt2ChiPct
DO	2000-06-23	474	0	0	1.59	2	24.40	1	0.00	0	0.00
NV08-CR-06-BIO-4	2002-07-10	140	0	0	12.79	4	0.00	0	35.47	1	61.00
NV06-TR-2-BIO-1	2004-09-20	436	0	4	5.71	9	41.35	2	1.04	2	13.64
NV08-CR-10-BIO-4	2002-07-12	106	0	2	3.35	1	59.37	2	2.96	1	17.24
MCN	1997-02-26	597	0	2	3.28	2	4.92	1	0.00	0	0.00
NV08-CR-07-BIO-1	2004-07-02	347	0	3	13.18	8	3.25	4	19.68	4	35.16
MCN	1989-06-21	577	0	0	28.57	2	66.96	3	0.00	0	0.00
SS	1987-03-16	631	0	0	5.51	2	13.19	1	0.00	0	0.00
TRC	1995-08-15	707	0	0	1.13	2	38.37	1	0.00	0	0.00
LW	1991-09-05	529	0	0	5.27	3	2.26	1	0.00	0	0.00
AH	1999-08-01	458	0	2	3.18	3	42.40	2	0.00	0	0.00
LW	1994-10-12	540	0	0	0.00	0	0.36	1	0.00	0	0.00
NV08-CR-06-BIO-2	2004-07-02	295	1	3	19.35	16	2.68	3	11.11	3	21.17
NV09-WR-04-BIO-2	2002-07-11	162	0	2	4.62	2	16.73	5	0.77	1	1.25
Nv06-TR-4--BIO-3	2004-09-17	432	0	2	20.79	8	14.85	2	0.79	2	6.35
LW	1999-07-26	549	0	0	0.79	1	21.47	1	0.00	0	0.00
MCN	1989-08-30	578	0	0	13.10	1	8.86	2	0.00	0	0.00
NV08-CR-10-BIO-5	2004-07-01	348	1	3	13.13	6	36.25	2	0.00	0	0.00
NV08-CR-08-BIO-2	2003-07-07	242	0	4	16.07	11	6.15	6	8.93	6	18.83
NV06-TR-5-BIO-4	2005-09-02	20	0	3	3.74	4	38.46	1	0.00	0	0.00
NV08-CR-04-BIO-2	2001-06-28	5	0	3	2.72	7	6.41	2	0.78	3	2.61
NIX	1990-07-24	616	0	1	36.23	3	7.07	2	0.00	0	0.00
TRC	1985-12-17	674	0	3	4.81	3	0.23	1	1.83	2	3.49
MCN	1997-07-10	598	0	0	1.62	1	22.70	1	0.00	0	0.00
MCN	1988-10-28	575	0	0	0.72	1	5.76	1	0.00	0	0.00
LNx	1990-07-24	500	0	1	17.42	3	0.18	1	0.00	0	0.00
TRC	1987-12-11	679	0	1	7.08	3	3.76	1	0.00	0	0.00
NV06-TR-6-BIO-6	2004-09-06	433	0	5	12.90	2	24.28	4	0.17	1	4.35
SS	1992-06-30	650	0	0	89.62	4	1.89	1	0.00	0	0.00
LW	2002-02-06	556	0	0	8.72	2	75.70	1	0.00	0	0.00
NV06-TR-2-BIO-2	2001-05-29	70	0	0	2.00	3	4.60	1	3.60	1	11.11
NV08-CR-12-BIO-7	2004-06-17	342	1	5	14.89	6	14.89	4	6.81	3	26.23
MCN	1998-10-20	602	0	1	0.78	1	4.96	1	0.00	0	0.00
LW	1995-10-30	543	0	0	1.74	2	5.42	1	0.00	0	0.00
TRC	1991-04-02	691	0	0	21.52	3	63.25	1	0.00	0	0.00
NV08-CR-04-BIO-2	2003-07-15	229	0	4	8.16	7	18.37	5	3.06	4	16.51
LW	1990-03-22	523	0	0	0.87	2	17.10	1	0.00	0	0.00
CN	2002-09-04	465	0	2	23.23	4	22.90	2	0.00	0	0.00
SS	1991-10-29	648	0	0	89.13	3	0.00	0	0.00	0	0.00
MCN	1987-09-28	570	0	0	0.00	0	2.00	1	0.00	0	0.00
NV08-CR-11-BIO-6	2003-07-03	233	0	4	12.45	7	47.17	2	2.64	4	10.69
NV08-CR-11-BIO-6	2004-07-01	292	0	4	14.60	9	32.40	2	2.00	4	26.32
TRC	1998-01-12	712	0	0	0.20	1	33.27	1	0.00	0	0.00
DO	1999-08-01	472	0	2	7.73	3	54.72	2	0.00	0	0.00

Appendix A

StationID	CollDate	BenSam pID	RepN um	ShredTax	SprwlPct	SprwlTax	SwmmrPct	SwmmrTax	TanytPct	TanytTax	Tnyt2ChiPct
TRC	1997-10-15	711	0	0	0.40	1	8.84	1	0.00	0	0.00
LW	1986-12-12	513	0	1	12.71	2	4.07	1	0.00	0	0.00
LW	1998-07-27	547	0	0	0.00	0	10.39	1	0.00	0	0.00
LW	1989-06-20	521	0	0	24.28	3	16.76	1	0.00	0	0.00
MCN	1995-08-16	594	0	1	0.34	1	72.85	1	0.00	0	0.00
SS	1993-10-01	654	0	0	4.35	1	47.83	1	0.00	0	0.00
NV08-CR-06-BIO-4	2004-07-02	296	1	3	13.71	12	1.23	3	16.17	6	24.40
NV09-WR-08-BIO-5	2000-10-31	37	0	2	16.67	3	8.33	2	4.17	1	9.09
NV08-CR-09-BIO-3	2002-08-10	158	0	0	15.53	2	64.66	2	0.97	1	23.81
LW	1992-06-30	532	0	0	6.82	3	1.95	1	0.00	0	0.00
TRC	1992-11-13	698	0	0	6.51	3	9.52	1	0.00	0	0.00
MCN	1998-01-12	600	0	1	3.00	2	37.60	1	0.00	0	0.00
TRC	1991-10-29	694	0	0	49.15	4	23.73	1	0.00	0	0.00
MCN	1988-08-29	574	0	2	2.00	1	19.33	1	0.00	0	0.00
DO	2002-09-04	479	0	2	13.26	6	55.36	2	0.00	0	0.00
LW	1992-09-30	533	0	0	2.99	2	1.49	1	0.00	0	0.00
TRC	1990-10-11	689	0	0	0.00	0	10.91	1	0.00	0	0.00
WB	1996-08-01	725	0	2	4.80	3	21.71	2	0.18	1	0.45
LW	1989-10-20	522	0	0	6.67	2	8.72	1	0.00	0	0.00
DO	2000-07-04	475	0	3	0.58	1	62.45	2	0.00	0	0.00
FJR	1981-07-01	483	0	0	14.88	1	7.96	1	0.00	0	0.00
NV08-CR-11-BIO-6	2004-07-01	292	1	4	12.93	8	26.21	2	1.26	3	8.97
ND	1996-08-01	614	0	3	4.21	4	18.11	2	0.00	0	0.00
SS	1997-02-26	664	0	0	0.00	0	31.71	1	0.00	0	0.00
NV09-WR-07-BIO-3	2002-10-17	128	0	2	9.58	2	12.45	2	0.00	0	0.00
NV08-CR-07-BIO-1	2002-07-09	150	0	1	20.97	5	3.02	3	19.35	1	56.80
LW	1992-11-13	534	0	0	10.57	3	3.25	1	0.00	0	0.00
NV06-TR-5--BIO-5	2004-09-16	434	0	3	8.43	7	27.72	3	0.19	1	0.71
CN	2004-09-02	467	0	2	7.71	3	22.78	2	0.00	0	0.00
LW	1990-10-11	525	0	0	2.50	3	2.83	1	0.00	0	0.00
LNx	2005-08-24	507	0	3	5.63	3	32.43	2	0.00	0	0.00
TRC	1992-09-28	697	0	0	7.17	2	22.95	1	0.00	0	0.00
LW	2001-03-02	555	0	0	1.16	1	54.35	1	0.00	0	0.00
NV09-WR-09-BIO-3	2000-08-14	44	0	4	28.06	4	23.47	3	0.00	0	0.00
SS	1994-03-29	656	0	0	21.12	2	52.19	1	0.00	0	0.00
SS	1988-03-28	633	0	0	31.97	3	12.76	1	0.00	0	0.00
LW	1997-07-10	545	0	0	0.90	1	54.95	1	0.00	0	0.00
DO	2005-08-23	482	0	4	16.33	3	32.28	3	0.00	0	0.00
NV08-CR-04-BIO-1	2004-07-16	297	0	2	9.09	8	16.61	3	0.35	1	1.40
NIX	1999-08-01	617	0	1	1.83	4	32.25	2	0.00	0	0.00
I80	2000-07-04	492	0	2	4.26	2	59.88	2	0.00	0	0.00
NV08-CR-10-BIO-5	2002-07-08	82	0	2	6.22	3	62.52	3	0.00	0	0.00
MCN	2000-07-25	607	0	0	20.00	1	7.07	1	0.00	0	0.00
Nv06-TR-4--BIO-3	2003-09-12	285	0	2	14.08	7	62.03	1	0.36	1	5.26

Appendix A

StationID	CollDate	BenSam pID	RepN um	ShredTax	SprwlPct	SprwlTax	SwmmrPct	SwmmrTax	TanytPct	TanytTax	Tnyt2ChiPct
CN	1990-07-24	460	0	0	7.24	4	37.38	1	0.00	0	0.00
NV08-CR-06-BIO-4	2003-07-08	231	0	3	8.92	12	5.66	3	7.38	6	33.08
MCN	2000-11-01	608	0	1	1.32	2	22.81	1	0.00	0	0.00
FJR	2002-09-04	487	0	2	2.53	5	41.13	2	0.00	0	0.00
MCN	1990-11-28	583	0	0	4.95	4	0.85	1	0.00	0	0.00
MCN	1990-10-11	582	0	0	0.40	1	15.22	1	0.00	0	0.00
MCN	1988-06-30	573	0	0	5.36	1	8.04	1	0.00	0	0.00
NV06-TR-5-BIO-4	2004-09-16	435	0	3	10.35	6	16.14	4	0.00	0	0.00
NV06-TR-5-BIO-4	2003-09-10	290	0	2	23.63	7	30.81	2	0.19	1	2.78
MCN	1985-12-17	564	0	0	38.10	5	6.35	2	1.59	1	25.00
NV08-CR-10-BIO-4	2003-07-03	244	0	2	5.38	5	28.99	2	0.62	2	8.82
MCN	2000-03-29	605	0	0	6.25	2	50.00	1	0.00	0	0.00
NV08-CR-07-BIO-1	2004-07-02	347	1	2	18.52	11	3.43	3	28.47	6	64.09
NV08-CR-04-BIO-2	2004-07-19	298	0	2	3.47	5	19.16	1	0.18	1	1.03
FJR	1989-09-25	484	0	0	19.10	2	4.48	1	0.00	0	0.00
LW	1992-03-24	531	0	0	7.14	1	0.00	0	0.00	0	0.00
SS	1988-08-29	635	0	0	16.87	2	15.66	1	0.00	0	0.00
DO	1989-09-25	470	0	0	38.10	2	4.76	1	0.00	0	0.00
LW	1987-06-23	515	0	0	1.41	1	34.54	1	0.00	0	0.00
NV09-WR-03-BIO-1	2002-07-11	142	0	1	1.98	1	27.98	3	0.20	1	1.85
NV08-CR-01-BIO-1	2003-07-14	239	0	5	13.68	15	9.44	6	2.31	4	6.90
TRC	2001-03-06	721	0	0	1.69	2	7.80	1	0.00	0	0.00
NV09-WR-07-BIO-3	2001-07-19	35	0	2	7.06	6	37.25	2	0.00	0	0.00
MCN	1993-06-09	589	0	0	26.90	3	49.71	1	0.00	0	0.00
LW	1988-03-28	516	0	0	0.00	0	9.96	1	0.00	0	0.00
SS	1989-08-29	639	0	0	8.62	4	3.49	1	0.00	0	0.00
CN	1981-07-01	459	0	0	18.78	1	4.91	1	0.00	0	0.00
NV08-CR-01-BIO-1	2004-07-15	294	0	4	8.94	11	33.09	3	1.43	4	8.42
NV06-TR-6-BIO-6	2001-03-07	130	0	0	15.29	5	34.71	2	0.00	0	0.00
NIX	2002-09-04	620	0	3	8.63	4	38.13	2	0.00	0	0.00
MCN	1996-10-23	596	0	1	0.17	1	0.69	2	0.00	0	0.00
SS	1988-06-23	634	0	1	1.59	1	25.40	2	0.00	0	0.00
MBD	1999-08-01	561	0	2	0.00	0	26.67	2	0.00	0	0.00
LW	1994-08-24	539	0	0	0.00	0	0.00	0	0.00	0	0.00
LW	1985-07-17	508	0	2	4.63	5	0.21	1	0.42	1	1.56
LW	1987-03-16	514	0	2	0.00	0	18.28	1	0.00	0	0.00
LW	1995-08-15	542	0	0	0.75	2	19.25	1	0.00	0	0.00
LNK	2001-08-28	503	0	2	1.37	4	40.04	2	0.00	0	0.00
TRC	1989-08-29	685	0	0	22.83	4	4.50	1	0.00	0	0.00
LW	2000-02-26	551	0	0	4.53	1	60.63	1	0.00	0	0.00
TRC	2000-03-29	717	0	0	5.76	1	55.22	1	0.00	0	0.00
NV09-WR-03-BIO-1	2002-08-17	165	0	0	0.51	2	24.15	2	0.00	0	0.00
SS	1992-03-24	649	0	0	0.00	0	25.00	1	0.00	0	0.00
TRC	2000-11-06	720	0	0	1.99	1	18.13	1	0.00	0	0.00

Appendix A

StationID	CollDate	BenSam plD	RepN um	ShredTax	SprwlPct	SprwlTax	SwmmrPct	SwmmrTax	TanytPct	TanytTax	Tnyt2ChiPct
NV06-TR-2-BIO-2	2005-08-30	69	0	4	9.14	11	21.97	2	0.35	2	1.92
NV08-CR-10-BIO-4	2004-07-01	351	0	2	8.07	4	32.27	2	1.13	1	6.52
NV08-CR-12-BIO-7	2002-07-19	149	0	1	14.49	3	42.03	5	2.54	1	16.67
TRC	1990-06-26	688	0	0	7.26	1	1.89	1	0.00	0	0.00
NV06-TR-5--BIO-5	2005-09-01	19	0	4	13.07	8	15.06	7	0.91	1	2.53
NV08-CR-04-BIO-2	2004-07-19	298	1	2	2.55	4	12.04	1	0.18	1	1.02
TRUCK5	2004-09-17	439	0	3	13.70	5	31.90	3	0.00	0	0.00
MCN	2002-02-05	610	0	0	4.69	1	28.91	1	0.00	0	0.00
WB	1990-07-24	724	0	0	15.22	3	3.08	2	0.00	0	0.00
NIX	2000-07-04	618	0	2	1.80	1	46.49	2	0.00	0	0.00
NV08-CR-06-BIO-2	2004-07-02	295	0	2	12.48	16	6.24	3	7.94	4	20.10
DO	2000-08-19	476	0	0	0.00	0	20.00	1	0.00	0	0.00
NV09-WR-08-BIO-5	2002-10-18	163	0	1	17.50	1	13.21	3	13.72	1	35.56
SS	1998-10-21	667	0	0	0.39	1	16.70	1	0.00	0	0.00
NV08-CR-06-BIO-2	2001-06-20	9	0	1	22.80	12	5.01	3	2.94	1	21.79
NV08-CR-06-BIO-4	2004-07-02	296	0	2	21.95	8	2.06	2	7.50	5	14.87
LW	1998-10-21	548	0	1	0.52	1	27.98	1	0.00	0	0.00
SS	1991-09-05	647	0	0	24.95	3	1.74	1	0.00	0	0.00
TRC	1993-06-23	700	0	1	54.46	2	22.32	1	0.00	0	0.00
SS	1996-10-25	663	0	0	2.50	2	23.75	1	0.00	0	0.00
NV09-WR-09-BIO-2	2002-07-10	54	0	3	2.36	6	16.30	5	0.36	1	6.90
NV09-WR-04-BIO-3	2002-07-16	166	0	0	3.15	4	13.99	2	0.00	0	0.00
NV08-CR-09-BIO-3	2004-06-30	350	0	2	9.77	5	25.40	2	1.07	1	11.54
NV08-CR-01-BIO-1	2001-06-20	8	0	8	19.88	9	15.79	3	1.75	2	15.00
DO	2003-08-26	480	0	2	10.71	4	59.46	2	0.00	0	0.00

## Appendix A

StationID	CollDate	BenSam pID	RepN um	TolerPct	TolerTax	TotalTax	TrichPct	TrichTax
CN	2001-08-28	464	0	3.32	2	21	10.16	5
SS	1995-08-16	660	0	11.00	1	6	10.50	2
NB	1989-09-25	611	0	24.73	5	11	1.08	1
LW	1993-11-10	537	0	0.24	1	9	93.79	2
MBD	2005-08-26	562	0	0.55	1	21	14.39	6
SS	2004-09-13	670	0	1.62	3	19	0.18	1
LW	2000-08-09	553	0	11.03	1	7	64.27	2
NV06-TR-2-BIO-2	2001-05-29	70	1	60.05	2	21	17.26	8
NV06-TR-5--BIO-5	2003-09-10	291	0	0.52	3	23	16.49	4
SS	1990-10-10	643	0	11.80	3	9	0.00	0
NV08-CR-08-BIO-2	2002-07-09	148	0	3.44	6	24	10.15	3
SS	1986-08-18	630	0	1.01	2	23	45.77	6
TRC	1989-03-30	683	0	14.99	2	10	0.62	2
SS	1988-10-28	636	0	21.48	3	12	0.77	1
LNK	2000-07-04	502	0	0.00	0	19	23.75	5
NV08-CR-04-BIO-2	2002-07-10	136	0	8.14	6	34	30.51	7
NIX	2003-08-27	621	0	0.69	1	16	40.45	6
MCN	1991-11-01	587	0	7.69	2	6	0.00	0
MCN	1993-06-23	590	0	19.27	1	11	2.75	1
LW	1991-06-26	528	0	63.38	3	11	5.99	1
NIX	1981-06-30	615	0	47.62	1	6	9.74	1
MCN	1987-03-17	568	0	9.75	5	17	35.48	3
SS	1989-10-20	640	0	20.41	2	9	4.42	1
NV08-CR-13-BIO8	2004-07-02	343	0	7.09	4	46	16.73	5
NV08-CR-04-BIO-1	2004-07-16	297	1	7.98	4	42	30.98	7
LW	1988-10-28	519	0	27.27	1	8	45.45	1
SS	1993-06-23	653	0	37.97	2	5	0.00	0
NV09-WR-08-BIO-4	2002-10-18	125	0	3.95	5	29	22.53	5
TRC	1989-10-20	686	0	2.13	3	10	68.87	2
MCN	1989-04-03	576	0	26.88	2	8	0.00	0
SS	1994-10-04	658	0	6.79	3	11	1.07	2
LW	2000-11-02	554	0	3.81	1	7	57.40	1
FJR	2000-07-04	485	0	0.20	1	21	6.96	6
I80	2004-09-01	496	0	4.10	1	18	20.14	4
DO	1990-07-24	471	0	26.24	5	14	4.79	2
SS	1986-04-28	629	0	41.88	3	12	0.00	0
NV08-CR-13-BIO8	2004-07-02	343	1	4.91	3	44	31.58	6
MBD	1996-08-01	560	0	13.02	3	14	28.40	3
NV09-WR-04-BIO-2	2000-08-18	40	0	0.00	0	29	13.88	3
NV08-CR-10-BIO-5	2003-07-07	243	0	6.49	2	25	24.21	4
NV08-CR-08-BIO-2	2001-06-19	10	0	21.63	9	42	24.29	4
SS	1995-11-02	661	0	8.84	1	9	74.07	3
SS	1996-08-01	662	0	0.78	1	12	37.94	1
NB	1996-08-01	612	0	11.75	3	23	12.78	3

## Appendix A

StationID	CollDate	BenSam pID	RepN um	TolerPct	TolerTax	TotalTax	TrichPct	TrichTax
SS	1999-10-21	669	0	7.92	1	7	76.83	2
I80	1999-08-01	491	0	0.00	0	12	30.37	2
DO	2000-11-18	477	0	2.07	2	16	10.57	3
NV08-CR-04-BIO-1	2002-07-01	157	0	7.27	5	33	24.56	8
TRC	1990-10-29	690	0	0.61	1	8	52.32	2
MCN	1987-06-23	569	0	3.12	1	9	77.19	2
SS	1987-12-11	632	0	4.00	2	18	70.20	5
CN	2005-08-23	468	0	0.82	2	22	23.16	4
LW	1991-11-01	530	0	35.42	4	10	0.00	0
NV09-WR-09-BIO-2	2002-07-16	122	0	53.39	10	33	1.36	3
CN	2003-08-26	466	0	5.65	2	23	19.15	4
TRC	1994-12-29	706	0	19.72	2	12	19.92	2
CN	2000-07-04	463	0	4.84	2	18	10.48	3
LW	1985-09-19	509	0	5.83	6	15	0.34	1
NV08-CR-07-BIO-1	2001-06-28	57	0	31.75	3	25	24.56	3
I80	1996-08-01	490	0	3.97	1	11	52.41	1
SS	1989-03-30	637	0	79.26	4	13	5.85	1
DO	2001-03-13	478	0	4.92	1	8	55.30	1
MCN	1990-06-26	581	0	8.86	1	14	41.34	3
SS	1985-09-16	627	0	10.59	3	9	1.18	1
FJR	2001-08-28	486	0	0.92	2	20	2.03	4
NV08-CR-12-BIO-7	2004-06-17	342	0	1.31	4	36	21.31	4
LW	1986-04-25	511	0	0.55	2	20	6.83	4
NV08-CR-12-BIO-7	2001-06-12	12	0	23.31	6	28	15.13	2
NV09-WR-04-BIO-3	2001-07-09	41	0	0.67	2	27	36.39	4
TRC	1993-10-01	701	0	18.97	1	7	10.34	1
SS	1989-06-20	638	0	2.67	4	14	1.17	2
NV06-TR-2-BIO-2	2002-06-17	199	0	16.70	5	24	6.45	5
TRC	1993-06-09	699	0	10.89	1	8	0.99	1
LNK	1999-08-01	501	0	1.00	4	19	23.90	3
NV08-CR-01-BIO-1	2002-07-10	160	0	4.23	4	32	30.51	6
MCN	1999-07-26	603	0	21.68	1	16	51.75	4
DO	2004-09-02	481	0	0.00	0	20	2.33	4
MCN	1988-03-30	572	0	0.73	1	11	72.84	2
LW	1990-06-27	524	0	57.31	3	13	2.47	3
NV09-WR-04-BIO-2	2002-07-16	171	0	4.48	5	25	17.35	3
NV06-TR-2-BIO-2	2004-09-17	438	0	4.10	6	46	37.25	9
LNK	2004-09-02	506	0	0.70	1	16	20.04	4
LW	1994-12-30	541	0	22.22	2	6	0.00	0
NV08-CR-10-BIO-5	2004-07-01	348	0	2.21	3	27	22.10	5
TRC	1992-06-30	696	0	63.26	3	12	9.04	3
FJR	2003-08-26	488	0	4.03	1	19	7.10	4
NV06-TR-6-BIO-6	2001-03-07	3	0	7.18	2	15	31.62	2
NV09-WR-04-BIO-4	2001-08-16	42	0	1.97	1	33	22.76	5

## Appendix A

StationID	CollDate	BenSam pID	RepN um	TolerPct	TolerTax	TotalTax	TrichPct	TrichTax
MCN	1990-03-22	580	0	10.55	2	11	1.17	2
TRC	1994-08-23	704	0	8.76	1	8	48.18	1
MCN	1994-03-29	593	0	79.70	2	11	5.13	1
TRC	2000-08-08	719	0	41.78	2	7	51.88	1
SS	1990-11-28	644	0	17.00	5	13	4.25	1
CN	1996-08-01	461	0	2.45	1	15	43.88	1
MBD	1990-07-24	559	0	79.82	4	11	9.45	1
LNx	1981-07-08	499	0	12.73	3	9	7.30	3
NV08-CR-06-BIO-4	2001-06-20	7	0	17.60	6	35	3.00	2
TRC	1986-04-25	676	0	16.85	3	25	0.73	2
LW	1993-10-01	536	0	12.50	1	3	37.50	1
TRC	1996-10-25	709	0	3.89	1	8	81.71	2
MCN	1992-06-30	588	0	27.27	3	10	1.82	1
TRUCK2	2004-09-20	437	0	2.64	6	47	10.73	4
NV08-CR-04-BIO-1	2001-06-21	4	0	3.20	2	35	37.60	6
TRC	1991-09-05	693	0	59.12	1	7	20.27	1
LW	1999-10-20	550	0	4.23	1	9	85.71	3
SS	1992-09-09	651	0	47.62	3	8	0.00	0
TRC	1991-06-26	692	0	9.15	4	13	40.76	1
Nv06-TR-4--BIO-3	2003-09-12	285	1	1.44	5	27	4.86	5
SS	1991-06-26	646	0	40.91	3	10	11.93	2
NV09-WR-08-BIO-4	2001-07-23	36	0	1.40	2	34	39.32	6
NV08-CR-01-BIO-1	2004-07-15	294	1	5.64	3	40	18.55	6
SS	2005-08-22	671	0	0.54	2	17	25.05	4
NV08-CR-09-BIO-3	2004-06-30	350	1	1.20	3	31	48.88	6
NV09-WR-06-BIO-1	2002-10-17	123	0	3.46	1	18	33.08	4
I80	1981-08-01	489	0	36.84	2	8	25.00	1
NB	2005-08-26	613	0	1.68	3	21	30.60	5
MBD	1989-09-25	558	0	93.48	4	7	1.09	1
NIX	2005-08-24	623	0	0.00	0	20	25.35	4
LW	1986-08-18	512	0	0.00	0	16	75.61	2
MCN	1991-09-05	586	0	3.86	1	10	57.34	2
TRC	1988-08-29	681	0	16.84	4	14	5.26	2
SS	1997-07-10	665	0	12.25	1	9	40.71	1
LNx	2002-09-04	504	0	5.05	2	19	1.17	2
SS	1990-06-26	642	0	11.41	3	11	0.00	0
TRC	1990-03-22	687	0	5.01	4	13	8.02	1
SS	1993-06-09	652	0	33.33	3	7	0.00	0
I80	2003-08-26	495	0	1.43	1	18	17.52	4
NV09-WR-09-BIO-1	2000-08-16	43	0	4.19	3	30	5.99	3
MCN	1986-12-12	567	0	0.21	1	20	75.64	4
TRC	1988-06-22	680	0	50.22	2	9	38.53	2
NV08-CR-07-BIO-1	2003-07-08	241	0	10.38	7	49	7.33	6
SS	1990-03-22	641	0	19.56	3	12	9.48	1

## Appendix A

StationID	CollDate	BenSam pID	RepN um	TolerPct	TolerTax	TotalTax	TrichPct	TrichTax
CN	1999-08-01	462	0	0.59	1	16	13.87	3
MCN	2001-03-01	609	0	30.56	2	13	31.94	2
NV08-CR-06-BIO-2	2003-07-08	240	0	30.87	10	31	0.19	1
LW	1994-03-29	538	0	73.48	2	11	21.66	2
LW	1989-04-03	520	0	64.17	3	10	0.39	1
TRC	1985-09-17	673	0	20.14	5	17	0.00	0
MCN	1986-05-14	565	0	0.00	0	24	7.33	4
NV06-TR-2-BIO-2	2005-08-30	69	6	40.38	3	18	15.96	5
AH	1996-08-01	457	0	0.62	1	13	46.17	1
MBD	1981-06-23	557	0	74.70	5	12	1.00	1
LW	1991-04-02	527	0	0.90	1	7	5.41	2
TRC	1989-06-20	684	0	6.00	3	12	17.50	2
NV08-CR-04-BIO-1	2003-07-15	228	0	11.18	6	42	20.42	7
SS	1991-04-02	645	0	2.82	1	9	5.63	1
MCN	1985-09-19	563	0	5.52	2	22	9.41	3
NV06-TR-6-BIO-6	2002-10-14	138	0	12.97	4	24	10.67	4
NV08-CR-08-BIO-2	2004-06-30	349	1	10.80	1	27	14.77	4
WB	1989-09-25	723	0	91.77	3	8	0.20	1
NV08-CR-12-BIO-7	2003-07-05	245	0	5.75	7	41	4.11	3
NV08-CR-11-BIO-6	2001-06-20	58	0	0.21	1	20	9.58	2
NV08-CR-06-BIO-2	2002-07-10	159	0	26.65	3	21	2.07	3
MCN	1987-12-29	571	0	7.44	2	12	34.63	3
LW	2000-03-29	552	0	2.21	1	11	6.14	1
LW	1988-06-23	517	0	1.89	1	5	92.45	2
MCN	1989-10-20	579	0	13.78	1	13	32.05	3
MCN	1991-04-02	584	0	0.00	0	6	9.62	2
NV06-TR-2-BIO-1	2005-08-30	22	0	2.81	3	47	47.19	10
I80	2001-08-28	493	0	0.55	1	18	3.87	3
LW	1990-11-28	526	0	32.14	3	11	10.71	1
TRC	1999-07-27	715	0	26.90	1	9	6.37	1
TRC	1986-08-18	677	0	0.20	1	19	74.44	2
NV06-TR-2-BIO-1	2003-09-15	289	1	2.87	6	46	21.41	8
MCN	1986-08-12	566	0	0.34	1	22	50.00	5
LW	1998-01-12	546	0	2.02	1	10	25.00	1
NV08-CR-05-BIO-3	2001-06-19	6	0	2.56	3	30	9.16	4
NIX	2001-08-21	619	0	1.41	3	23	28.12	5
SS	1998-03-12	666	0	0.88	1	6	0.88	1
MCN	1991-06-26	585	0	20.57	1	10	4.00	1
MCN	1993-11-10	592	0	1.74	1	4	77.43	1
SS	1999-07-27	668	0	8.93	1	5	51.01	1
TRC	1998-07-30	713	0	6.60	1	5	2.83	1
LW	1985-12-17	510	0	14.08	6	16	0.29	1
TRC	1993-11-10	702	0	1.28	1	8	82.23	2
NV08-CR-05-BIO-3	2002-07-14	137	0	9.34	4	28	25.49	6

## Appendix A

StationID	CollDate	BenSam plD	RepN um	TolerPct	TolerTax	TotalTax	TrichPct	TrichTax
NV08-CR-05-BIO-3	2004-06-29	299	1	2.47	4	45	21.25	6
MCN	1995-11-06	595	0	3.87	1	9	83.95	2
SS	1993-11-10	655	0	15.82	1	10	56.33	2
TRC	1995-11-01	708	0	0.66	1	13	92.48	5
NIX	2004-09-01	622	0	0.99	1	19	0.99	3
MCN	1997-10-15	599	0	20.44	1	13	68.25	3
TRC	2002-02-07	722	0	4.55	3	12	33.26	2
DO	2000-03-29	473	0	0.80	1	10	13.65	2
TRC	1994-03-29	703	0	3.68	2	7	4.21	1
MCN	2000-06-27	606	0	25.69	1	15	37.61	3
NV08-CR-05-BIO-3	2004-06-29	299	0	4.55	5	50	23.10	7
TRC	1988-10-28	682	0	8.74	2	11	71.58	3
TRC	1987-03-16	678	0	18.95	5	19	45.56	4
NV09-WR-03-BIO-1	2001-07-11	39	0	1.47	2	24	48.26	7
NV08-CR-09-BIO-3	2001-06-14	11	0	1.80	1	26	42.00	6
NV06-TR-2-BIO-2	2003-09-12	284	0	8.00	5	37	28.57	7
LW	1996-10-23	544	0	2.34	1	7	91.30	1
NV08-CR-11-BIO-6	2002-06-20	152	0	13.79	4	20	1.75	3
LNx	2003-08-27	505	0	1.16	2	18	1.35	5
LW	1993-06-09	535	0	5.13	2	13	10.26	2
TRC	1998-10-20	714	0	4.86	1	9	49.73	1
MCN	1993-10-01	591	0	3.70	1	4	81.48	1
NV06-TR-2-BIO-1	2003-09-15	289	0	4.70	7	54	12.25	10
SS	1994-08-24	657	0	16.36	3	15	0.61	2
I80	2005-08-22	497	0	0.20	1	17	24.07	5
MCN	1999-10-20	604	0	20.03	1	14	69.51	5
NV09-WR-06-BIO-1	2002-10-17	34	0	0.00	0	26	21.34	5
TRC	1999-10-21	716	0	13.61	1	9	61.93	2
TRC	1992-03-24	695	0	71.43	2	4	0.00	0
SS	1985-12-17	628	0	53.90	4	13	3.72	1
Nv06-TR-4--BIO-3	2000-09-08	21	0	5.66	1	8	0.00	0
DO	1981-07-01	469	0	11.00	2	9	34.02	2
TRC	2000-06-23	718	0	28.81	1	7	51.77	2
SS	1994-12-22	659	0	14.47	2	11	0.66	1
MCN	1998-07-31	601	0	14.86	1	14	24.32	4
I80	2002-09-04	494	0	1.21	3	20	19.23	4
TRC	1994-10-12	705	0	31.77	2	11	23.00	2
NV09-WR-08-BIO-6	2001-07-10	38	0	6.31	5	27	2.84	3
SS	1985-07-18	626	0	4.83	2	10	1.38	1
NV08-CR-08-BIO-2	2004-06-30	349	0	11.27	2	32	19.62	6
LW	1988-08-29	518	0	92.63	4	9	0.53	1
TRC	1997-07-10	710	0	7.93	1	9	14.12	2
NV08-CR-09-BIO-3	2003-07-07	232	0	2.20	2	17	9.60	5
NV08-CR-10-BIO-4	2004-07-01	351	1	1.47	2	30	37.50	8

## Appendix A

StationID	CollDate	BenSam plD	RepN um	TolerPct	TolerTax	TotalTax	TrichPct	TrichTax
DO	2000-06-23	474	0	22.82	2	10	46.23	3
NV08-CR-06-BIO-4	2002-07-10	140	0	25.00	6	21	0.39	1
NV06-TR-2-BIO-1	2004-09-20	436	0	4.15	7	47	26.82	8
NV08-CR-10-BIO-4	2002-07-12	106	0	5.33	6	19	12.03	4
MCN	1997-02-26	597	0	9.84	3	11	9.84	2
NV08-CR-07-BIO-1	2004-07-02	347	0	15.16	4	39	9.57	4
MCN	1989-06-21	577	0	0.89	1	7	0.89	1
SS	1987-03-16	631	0	1.57	2	13	71.65	5
TRC	1995-08-15	707	0	42.34	2	13	15.31	3
LW	1991-09-05	529	0	87.01	3	9	1.51	1
AH	1999-08-01	458	0	0.18	1	16	27.03	2
LW	1994-10-12	540	0	47.27	2	7	0.00	0
NV08-CR-06-BIO-2	2004-07-02	295	1	11.88	10	43	1.92	3
NV09-WR-04-BIO-2	2002-07-11	162	0	68.27	4	21	2.88	3
Nv06-TR-4--BIO-3	2004-09-17	432	0	0.99	3	31	27.33	5
LW	1999-07-26	549	0	24.08	1	10	47.64	3
MCN	1989-08-30	578	0	8.09	2	15	51.83	3
NV08-CR-10-BIO-5	2004-07-01	348	1	2.80	2	26	25.39	6
NV08-CR-08-BIO-2	2003-07-07	242	0	20.63	8	53	10.32	6
NV06-TR-5-BIO-4	2005-09-02	20	0	1.25	2	21	10.81	5
NV08-CR-04-BIO-2	2001-06-28	5	0	0.39	1	39	38.25	7
NIX	1990-07-24	616	0	76.45	5	15	0.36	2
TRC	1985-12-17	674	0	60.18	7	21	0.46	2
MCN	1997-07-10	598	0	9.73	1	10	18.38	2
MCN	1988-10-28	575	0	3.24	1	12	63.67	3
LNx	1990-07-24	500	0	57.35	5	11	0.36	1
TRC	1987-12-11	679	0	1.33	1	13	81.64	5
NV06-TR-6-BIO-6	2004-09-06	433	0	0.85	2	27	13.92	3
SS	1992-06-30	650	0	4.91	4	9	0.00	0
LW	2002-02-06	556	0	8.72	3	10	2.60	1
NV06-TR-2-BIO-2	2001-05-29	70	0	40.40	4	27	12.20	8
NV08-CR-12-BIO-7	2004-06-17	342	1	0.85	2	35	24.26	4
MCN	1998-10-20	602	0	8.36	1	14	79.90	4
LW	1995-10-30	543	0	2.32	2	16	79.11	3
TRC	1991-04-02	691	0	3.64	2	8	13.58	2
NV08-CR-04-BIO-2	2003-07-15	229	0	10.03	7	52	15.99	9
LW	1990-03-22	523	0	76.79	3	12	0.52	1
CN	2002-09-04	465	0	22.39	2	19	25.93	3
SS	1991-10-29	648	0	2.85	2	9	0.18	1
MCN	1987-09-28	570	0	3.09	1	9	79.49	3
NV08-CR-11-BIO-6	2003-07-03	233	0	9.81	6	34	7.74	5
NV08-CR-11-BIO-6	2004-07-01	292	0	4.80	4	40	26.60	8
TRC	1998-01-12	712	0	1.20	1	8	62.95	2
DO	1999-08-01	472	0	0.43	1	17	18.88	2

## Appendix A

StationID	CollDate	BenSam pID	RepN um	TolerPct	TolerTax	TotalTax	TrichPct	TrichTax
TRC	1997-10-15	711	0	9.44	1	10	74.10	3
LW	1986-12-12	513	0	5.76	3	17	51.69	4
LW	1998-07-27	547	0	5.19	1	9	75.97	1
LW	1989-06-20	521	0	12.72	2	12	7.51	2
MCN	1995-08-16	594	0	6.53	2	10	5.84	2
SS	1993-10-01	654	0	21.74	1	6	21.74	2
NV08-CR-06-BIO-4	2004-07-02	296	1	8.61	8	45	1.41	3
NV09-WR-08-BIO-5	2000-10-31	37	0	8.33	1	17	33.33	3
NV08-CR-09-BIO-3	2002-08-10	158	0	3.69	4	19	8.16	2
LW	1992-06-30	532	0	82.65	3	12	1.95	2
TRC	1992-11-13	698	0	58.26	2	12	0.17	1
MCN	1998-01-12	600	0	20.80	1	20	11.80	3
TRC	1991-10-29	694	0	18.64	4	12	3.39	2
MCN	1988-08-29	574	0	3.33	3	11	22.67	2
DO	2002-09-04	479	0	10.33	4	21	1.75	3
LW	1992-09-30	533	0	56.42	2	9	0.00	0
TRC	1990-10-11	689	0	0.00	0	4	0.00	0
WB	1996-08-01	725	0	0.00	0	18	23.49	2
LW	1989-10-20	522	0	10.77	4	11	1.03	1
DO	2000-07-04	475	0	0.00	0	14	10.51	3
FJR	1981-07-01	483	0	58.30	3	10	15.40	2
NV08-CR-11-BIO-6	2004-07-01	292	1	4.49	4	36	36.62	7
ND	1996-08-01	614	0	3.79	2	16	59.16	3
SS	1997-02-26	664	0	0.00	0	5	40.24	1
NV09-WR-07-BIO-3	2002-10-17	128	0	0.77	3	23	28.93	5
NV08-CR-07-BIO-1	2002-07-09	150	0	32.86	7	28	1.81	3
LW	1992-11-13	534	0	26.83	3	10	0.81	1
NV06-TR-5--BIO-5	2004-09-16	434	0	0.94	3	29	16.67	5
CN	2004-09-02	467	0	6.37	2	22	25.96	5
LW	1990-10-11	525	0	18.83	4	12	0.33	1
LNx	2005-08-24	507	0	0.78	1	19	32.04	4
TRC	1992-09-28	697	0	32.99	2	12	2.25	3
LW	2001-03-02	555	0	27.47	1	8	13.73	2
NV09-WR-09-BIO-3	2000-08-14	44	0	4.08	3	26	13.27	3
SS	1994-03-29	656	0	19.72	3	10	1.39	1
SS	1988-03-28	633	0	44.05	4	9	2.38	1
LW	1997-07-10	545	0	8.11	1	9	10.81	1
DO	2005-08-23	482	0	1.67	2	21	16.88	6
NV08-CR-04-BIO-1	2004-07-16	297	0	5.94	3	41	29.20	7
NIX	1999-08-01	617	0	0.41	2	14	27.18	2
I80	2000-07-04	492	0	0.39	1	15	13.76	3
NV08-CR-10-BIO-5	2002-07-08	82	0	5.85	6	23	15.17	4
MCN	2000-07-25	607	0	52.73	1	15	8.69	3
Nv06-TR-4--BIO-3	2003-09-12	285	0	0.89	2	21	6.95	3

## Appendix A

StationID	CollDate	BenSam pID	RepN um	TolerPct	TolerTax	TotalTax	TrichPct	TrichTax
CN	1990-07-24	460	0	16.63	5	17	12.33	2
NV08-CR-06-BIO-4	2003-07-08	231	0	8.06	7	43	0.17	1
MCN	2000-11-01	608	0	10.96	2	15	31.14	3
FJR	2002-09-04	487	0	6.63	3	17	1.95	1
MCN	1990-11-28	583	0	1.71	3	13	55.46	3
MCN	1990-10-11	582	0	3.95	1	12	45.45	5
MCN	1988-06-30	573	0	1.79	1	12	65.18	4
NV06-TR-5-BIO-4	2004-09-16	435	0	1.05	1	27	21.75	3
NV06-TR-5-BIO-4	2003-09-10	290	0	18.34	7	26	1.89	4
MCN	1985-12-17	564	0	7.94	4	17	7.94	3
NV08-CR-10-BIO-4	2003-07-03	244	0	4.35	4	29	43.06	5
MCN	2000-03-29	605	0	5.42	1	12	8.33	2
NV08-CR-07-BIO-1	2004-07-02	347	1	14.75	6	46	5.49	5
NV08-CR-04-BIO-2	2004-07-19	298	0	3.83	3	32	38.32	9
FJR	1989-09-25	484	0	54.33	3	8	1.79	1
LW	1992-03-24	531	0	78.57	1	4	0.00	0
SS	1988-08-29	635	0	44.58	5	10	0.00	0
DO	1989-09-25	470	0	46.03	4	10	1.59	1
LW	1987-06-23	515	0	1.41	1	10	42.97	2
NV09-WR-03-BIO-1	2002-07-11	142	0	8.53	2	17	50.20	5
NV08-CR-01-BIO-1	2003-07-14	239	0	19.46	10	72	13.68	8
TRC	2001-03-06	721	0	34.92	3	11	43.05	1
NV09-WR-07-BIO-3	2001-07-19	35	0	2.16	2	25	34.71	5
MCN	1993-06-09	589	0	14.62	3	9	0.00	0
LW	1988-03-28	516	0	73.31	2	10	11.95	3
SS	1989-08-29	639	0	25.05	4	11	0.00	0
CN	1981-07-01	459	0	11.00	2	8	64.81	2
NV08-CR-01-BIO-1	2004-07-15	294	0	5.90	5	49	19.14	6
NV06-TR-6-BIO-6	2001-03-07	130	0	4.13	6	24	12.19	4
NIX	2002-09-04	620	0	3.42	3	21	4.86	5
MCN	1996-10-23	596	0	1.73	2	16	92.40	4
SS	1988-06-23	634	0	20.63	3	8	11.11	1
MBD	1999-08-01	561	0	2.22	1	5	0.00	0
LW	1994-08-24	539	0	27.77	2	7	0.18	1
LW	1985-07-17	508	0	4.21	5	16	0.42	1
LW	1987-03-16	514	0	65.34	2	14	5.52	3
LW	1995-08-15	542	0	52.08	2	13	8.11	3
LNK	2001-08-28	503	0	0.20	1	16	10.35	3
TRC	1989-08-29	685	0	49.17	3	14	25.00	3
LW	2000-02-26	551	0	16.34	1	8	16.93	2
TRC	2000-03-29	717	0	10.23	2	9	8.10	1
NV09-WR-03-BIO-1	2002-08-17	165	0	2.55	4	19	24.15	5
SS	1992-03-24	649	0	37.50	1	3	0.00	0
TRC	2000-11-06	720	0	10.36	2	9	58.57	2

## Appendix A

StationID	CollDate	BenSam plD	RepN um	TolerPct	TolerTax	TotalTax	TrichPct	TrichTax
NV06-TR-2-BIO-2	2005-08-30	69	0	4.22	5	40	20.21	10
NV08-CR-10-BIO-4	2004-07-01	351	0	1.31	3	23	32.83	6
NV08-CR-12-BIO-7	2002-07-19	149	0	9.60	7	25	6.70	2
TRC	1990-06-26	688	0	3.47	1	6	86.44	1
NV06-TR-5--BIO-5	2005-09-01	19	0	11.43	14	52	5.63	8
NV08-CR-04-BIO-2	2004-07-19	298	1	3.28	3	30	37.59	8
TRUCK5	2004-09-17	439	0	2.15	5	27	15.85	4
MCN	2002-02-05	610	0	11.72	1	10	27.34	2
WB	1990-07-24	724	0	22.54	6	15	0.96	1
NIX	2000-07-04	618	0	0.00	0	17	31.46	4
NV08-CR-06-BIO-2	2004-07-02	295	0	16.26	8	41	0.38	1
DO	2000-08-19	476	0	46.18	1	10	27.27	3
NV09-WR-08-BIO-5	2002-10-18	163	0	32.42	5	22	19.38	5
SS	1998-10-21	667	0	12.23	1	10	64.27	2
NV08-CR-06-BIO-2	2001-06-20	9	0	38.17	8	42	2.07	2
NV08-CR-06-BIO-4	2004-07-02	296	0	6.94	6	38	3.38	4
LW	1998-10-21	548	0	48.70	1	11	15.03	2
SS	1991-09-05	647	0	38.88	3	14	1.16	2
TRC	1993-06-23	700	0	7.14	3	7	0.00	0
SS	1996-10-25	663	0	6.25	2	6	65.00	1
NV09-WR-09-BIO-2	2002-07-10	54	0	0.72	3	35	1.63	3
NV09-WR-04-BIO-3	2002-07-16	166	0	3.32	5	21	39.34	5
NV08-CR-09-BIO-3	2004-06-30	350	0	1.07	4	27	51.87	6
NV08-CR-01-BIO-1	2001-06-20	8	0	19.30	7	48	9.36	9
DO	2003-08-26	480	0	2.87	2	22	3.25	4



# **Appendix B**

## **Benthic Macroinvertebrate Data – Metric and Index Evaluation**



# **Appendix C**

## **Benthic Macroinvertebrate Data – Metric Correlations**



# **Appendix D**

## **Benthic Macroinvertebrate Data – NMS Plots**

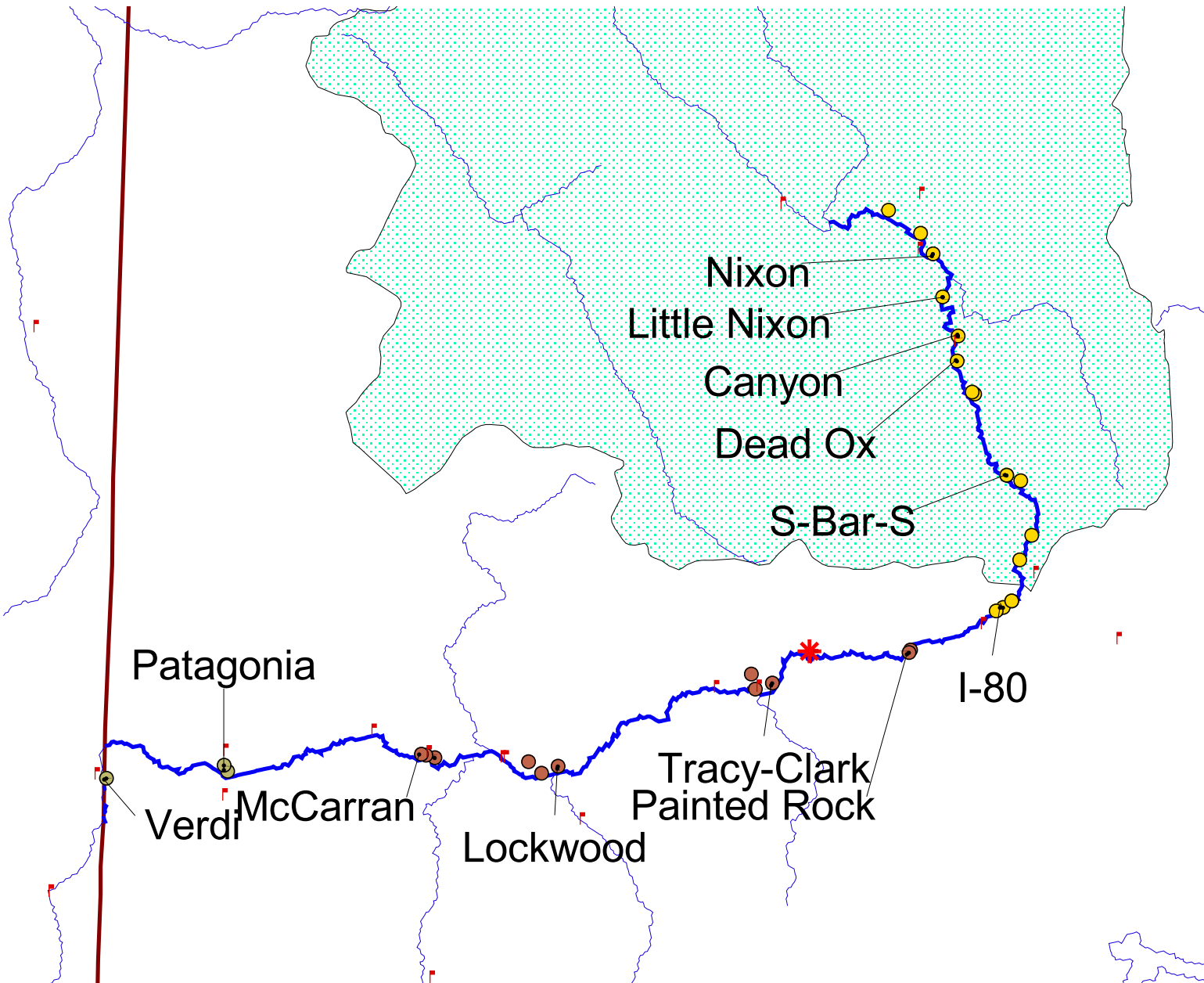


# **Appendix E**


## **Truckee River EMAP data – Station Location Maps (USGS Topographic Maps)**

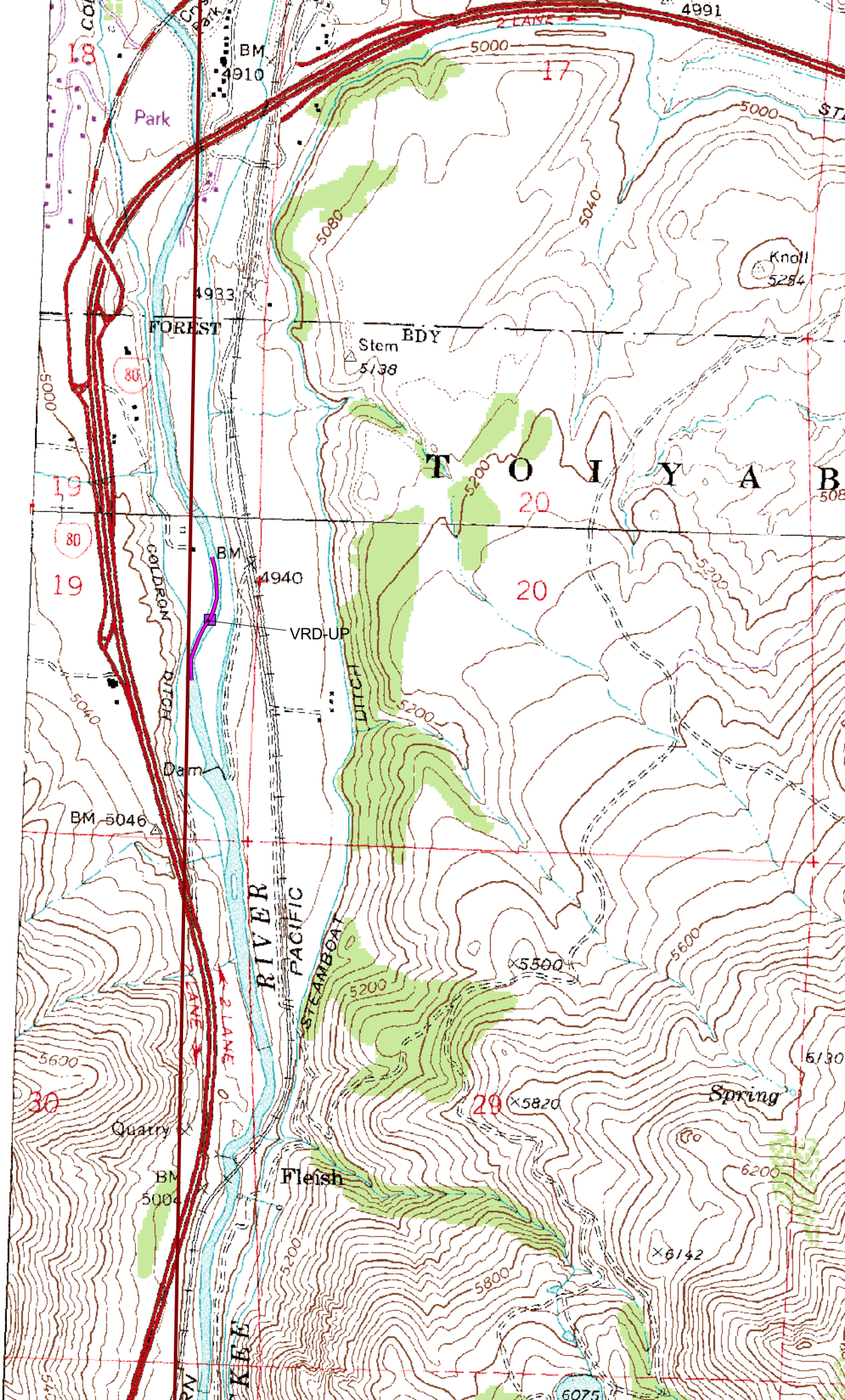


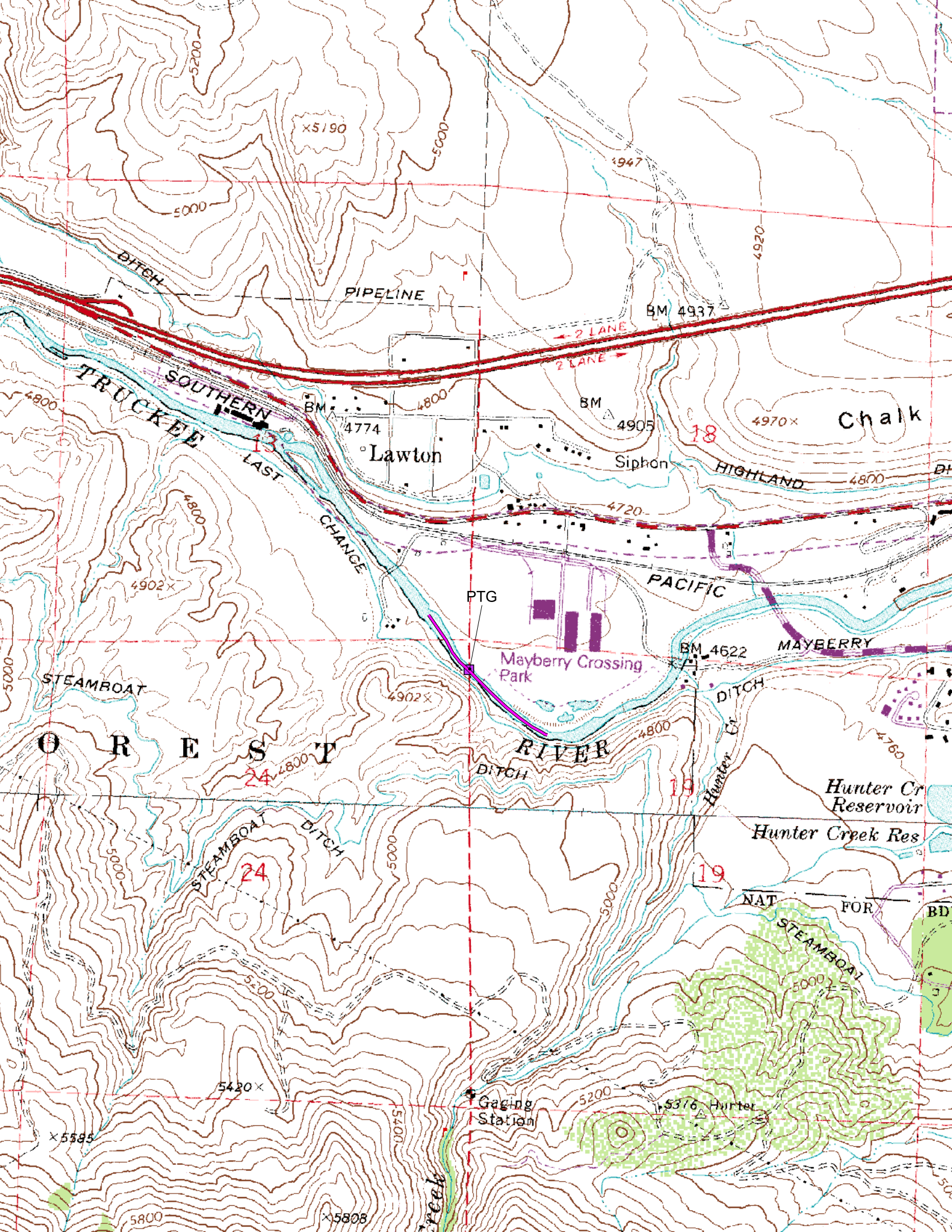
# Truckee River Sampling Sites



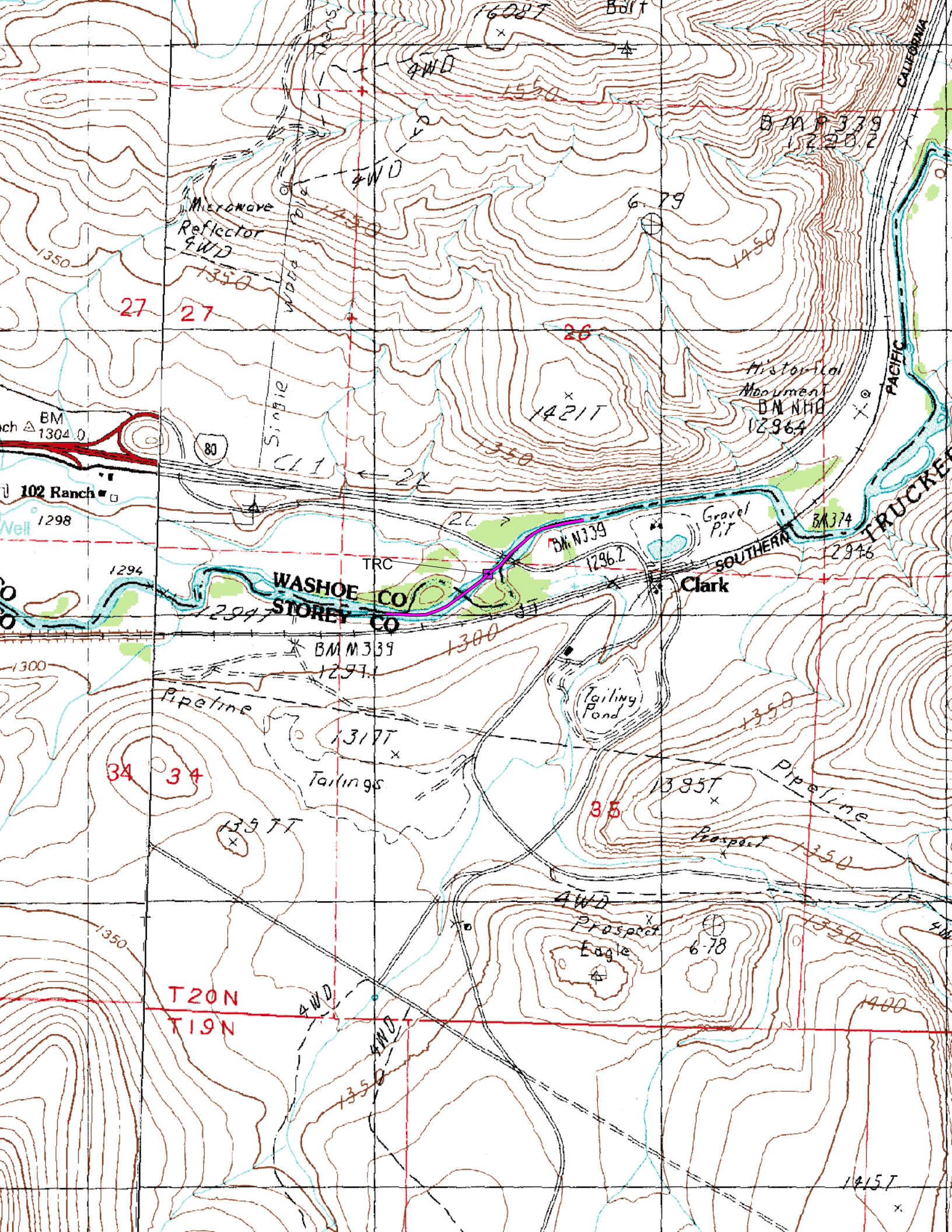
- USGS Gages
- Derby Dam
- Biological Sampling Locations**
- Downstream
- Reservation
- Upstream
- Water (RF1)
- Truckee River (mainstem)
- Pyramid Lake Reservation
- State Boundary











27 27

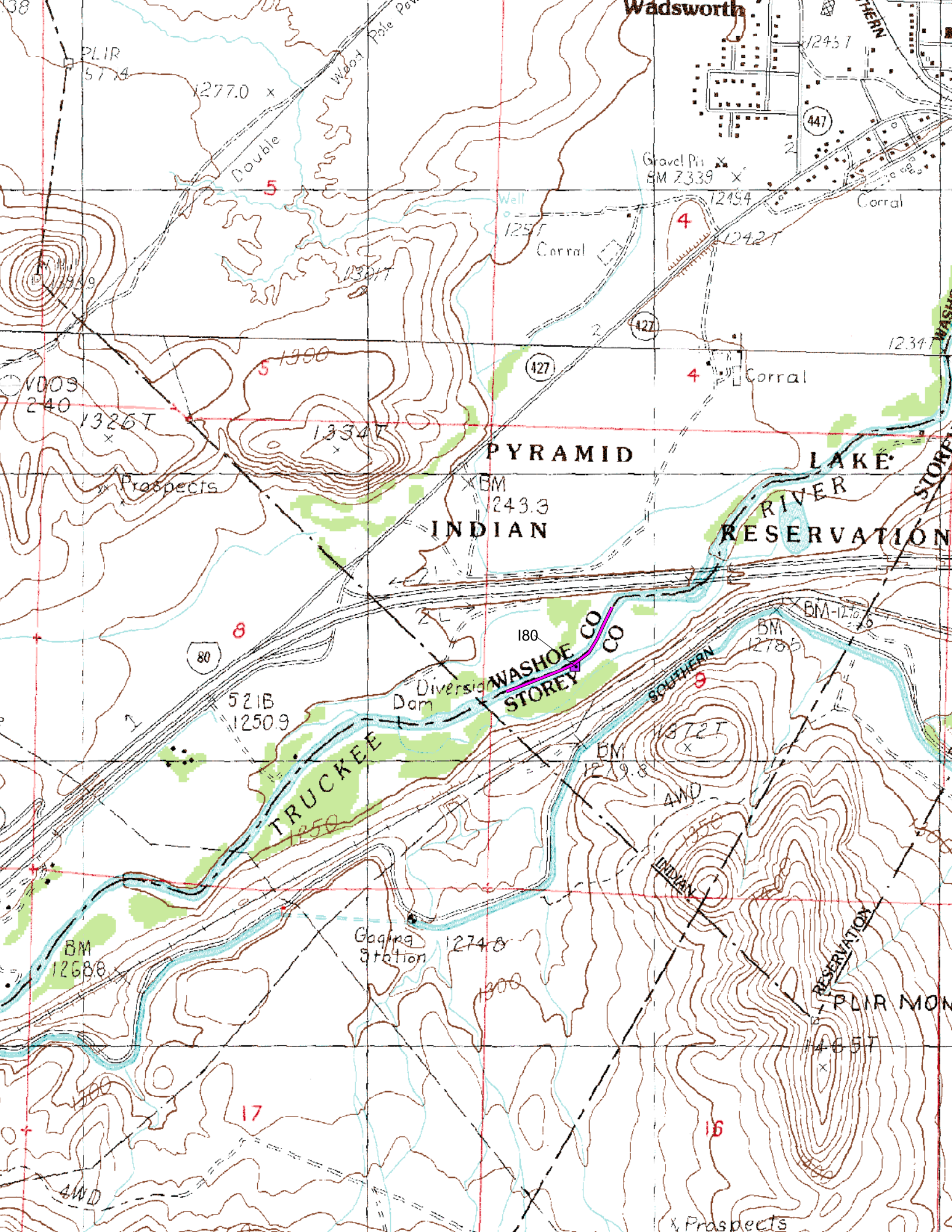
26

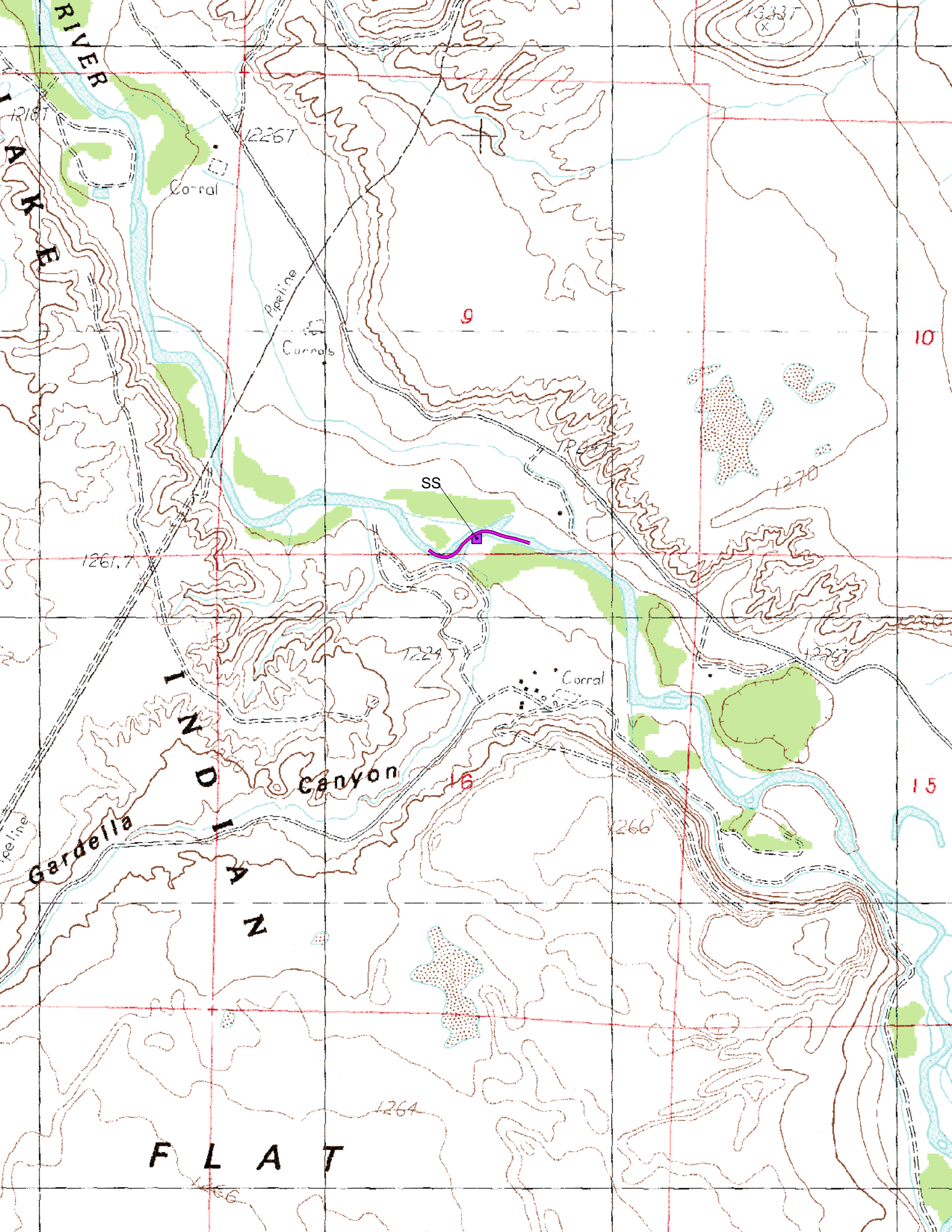
34 34

35

T20N  
T19N

14157  
x





MARKER RIVER

Gardella Canyon

FLAT

Corral

Pipeline

Corral

SS

Corral

9

10

15

16

1287

12267

1261.7

1224

1270

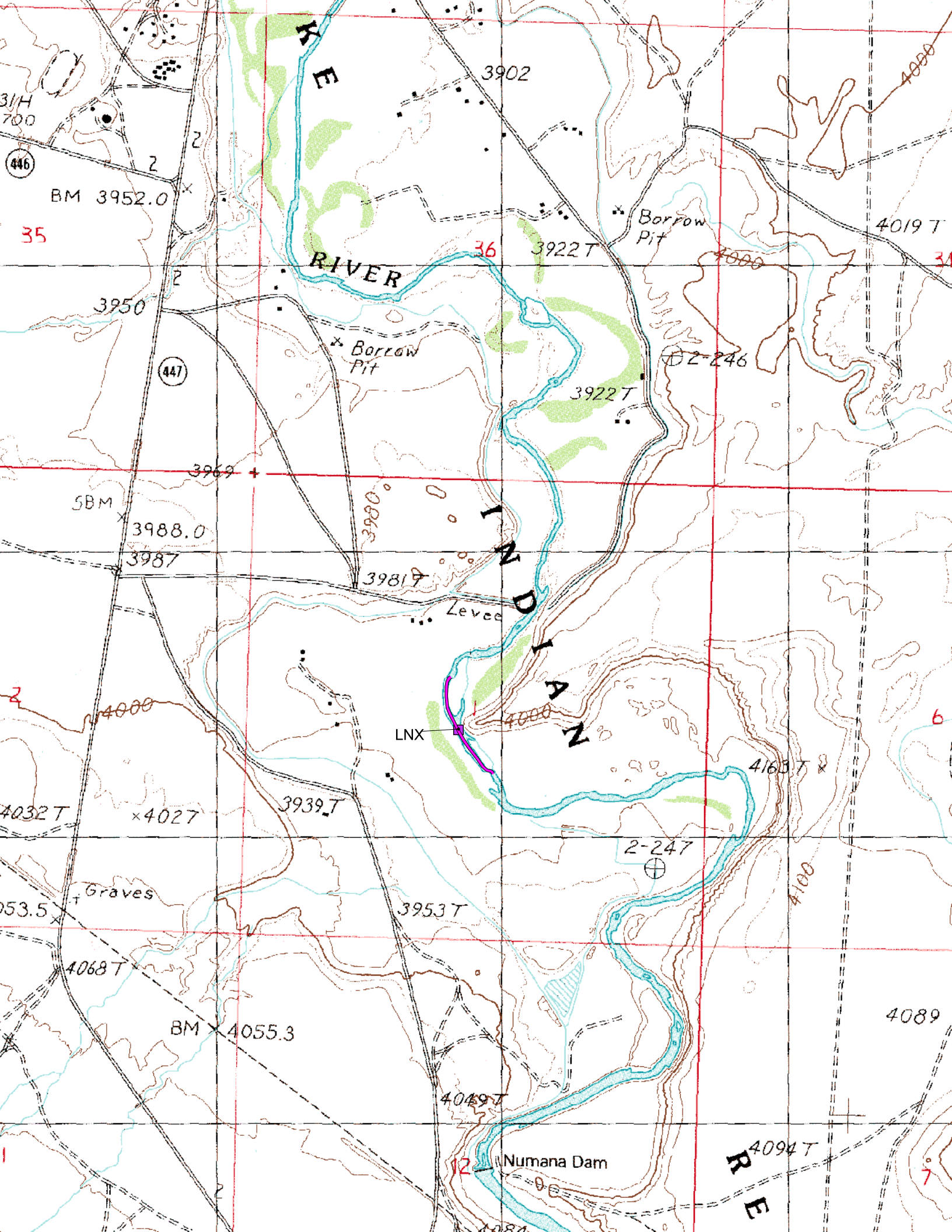
1267

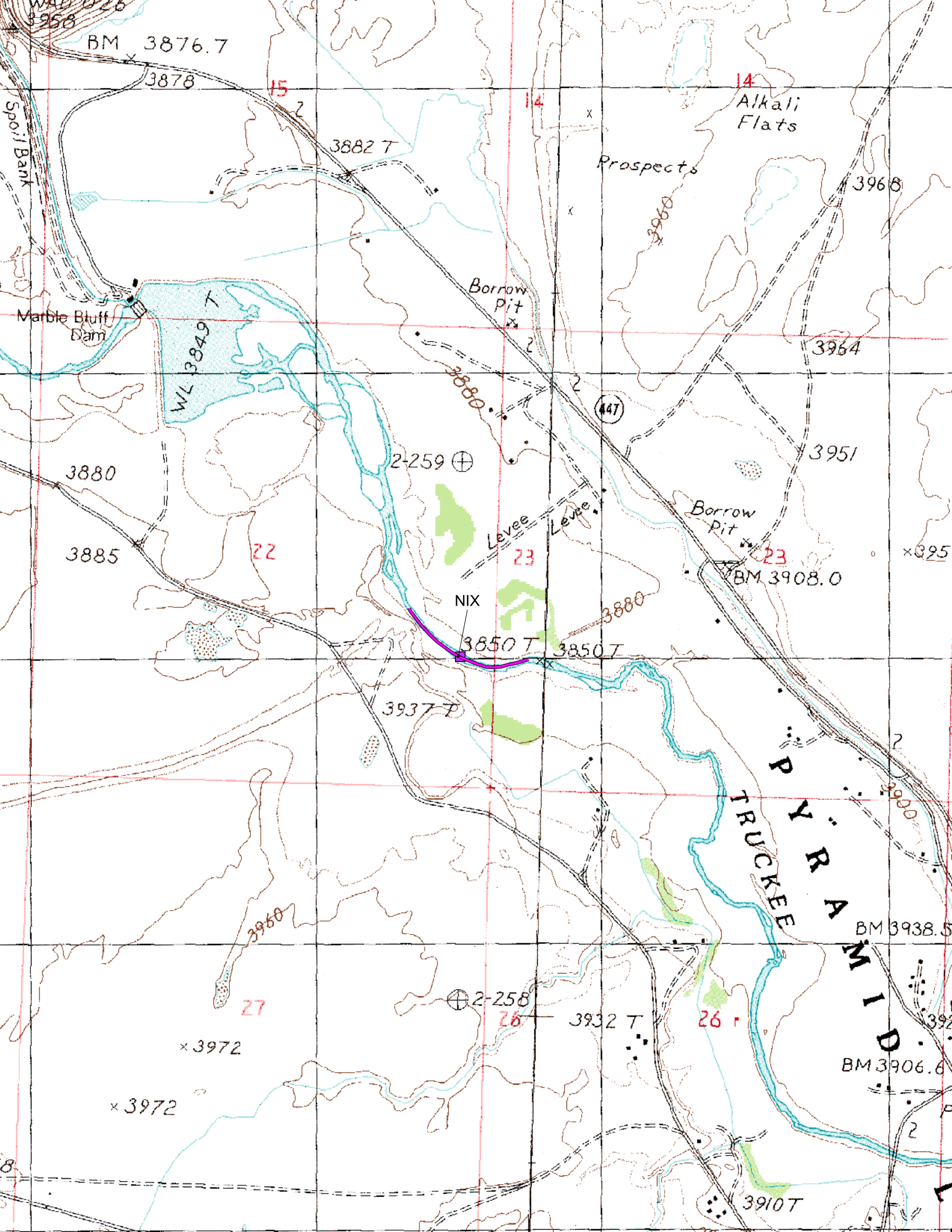
1266

1264

1266

1337  
K







# **Appendix F**

## **Truckee River EMAP data – Residual Pool Graphs**



# **Appendix G**

## **Truckee River EMAP data – Physical Habitat Calculated Values**



# **Appendix H**

## **Truckee River EMAP data – Pebble Count**



# **Appendix I**

## **Truckee River EMAP data – Pebble Count - Summary**



# **Appendix J**

## **Truckee River EMAP data – Slope**



# **Appendix K**

## **Truckee River EMAP data – Thalweg**



# **Appendix L**

## **Truckee River EMAP data – Large Woody Debris**



# **Appendix M**

## **Truckee River EMAP data – Large Woody Debris - Summary**



# **Appendix N**

## **Truckee River EMAP data – Reference Tables**

